Food and Agriculture Organization of the United Nations

EUROPEAN PRICE REPORT

November 2021
11/2021

Latest trends

The fourth wave of COVID-19 is currently hitting Europe, particularly in the northern part of the continent. The enthusiasm that characterized the summer months, leading to strong demand growth, has been somewhat dampened. In many countries there is still uncertainty as to whether the Christmas festivities will again take place under lockdown, or if people will be free to move around and visit restaurants and ski resorts. Despite this shift in the market sentiment, demand for seafood is strong and prices continue to rise. This is especially true for wild-caught species, for which the cost of fuel has an significant impact on operational costs.

The exceptionally high shipping rates and logistical delays associated with a worldwide container shortage, new border procedures and port backlogs are negatively impacting international trade. In Europe, a renewed consumer focus on buying locally is impacting the seafood trade and leading to high prices for locally produced fishery products.

GROUNDFISH

Since the beginning of the year, 300 000 tonnes of cod have been harvested in the Barents Sea by the Russian fleet (leaving a remaining quota balance of 25.2 percent) and 82 200 tonnes of haddock (leaving a remaining quota balance of 37.7 percent). As of the same date last year, 278 300 tonnes of cod and 71 000 tonnes of haddock had been caught.

Index for prices

Groundfish	8
Flatfish	10
Tuna	11
Small Pelagics	11
Cephalopods	12
Crustaceans	14
Bivalves	15
Salmon	16
Trout	17
Freshwater fish	17
Non Traditional Species	17
Seabass-Seabream-Meagre	18

The **European Fish Price Report,** based on information supplied by industry correspondents, aims to provide guidance on broad price trends. Price information is indicative and should be used only for forecasting medium- and long-term trends. FAO is not responsible for any errors or omissions.

GROUNDFISH (cont.)

Norway has lost the Marine Stewardship Council (MSC) certification for its inshore cod fishery, which has translated into reduced demand for this product in certain markets. So far, there have been no serious consequences, but exporters fear that the worst is yet to come. Any fish caught within the 12 nautical mile Norwegian zone will now have to be shipped without the MSC logo, and this may cause problems in some environmentally conscious markets. In the cod sector, there are disputes between Norway and the European Union regarding quota allocations in the Svalbard zone. There may be cuts in the cod quota for next year.

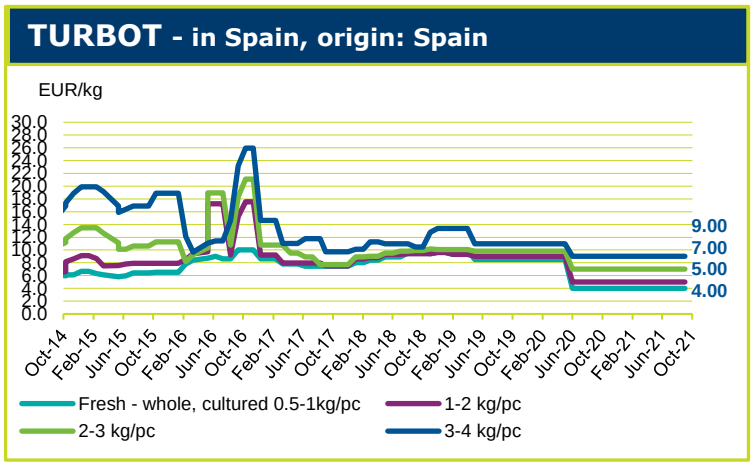

Consumption of wet-salted cod fillets from frozen raw material (*Gadus macrocephalus*), and wet-salted cod fillets (*Gadus morhua*) from fresh raw material of Faroese and Icelandic origin is increasing in Italy. A further increase in prices has been driven both by the post-lockdown economic rebound and by the arrival of the colder months of the year, which is the time of peak consumption. There are still significant delays in deliveries and, consequently, serious shortages of these products in the main southern European markets due to the continuing logistical issues on most routes. This combination of low supply and high demand has seen prices increase by EUR 0.20/kg, which is a significant increase relative to historical norms.

TUNA - BILLFISHES

Fishing in the Western and Central Pacific remains poor and there have been few carrier arrivals to Thailand. Thai canneries continue to operate at reduced production capacity due to labour shortages. As a result of the limited raw material supply, skipjack prices have increased sharply.

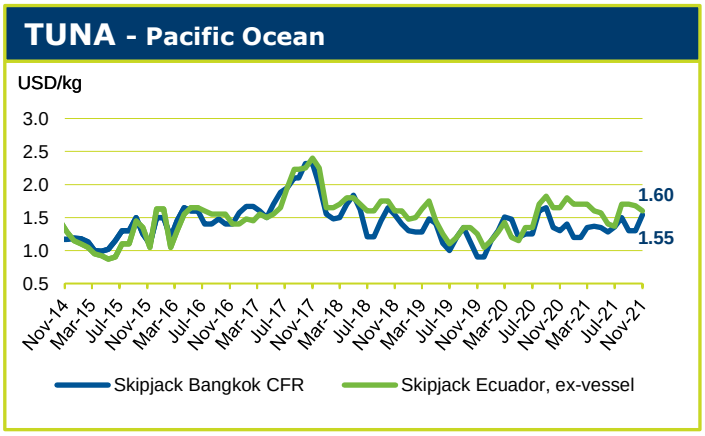

As more fishing boats in the Indian Ocean are tying up due to exhaustion of the yellowfin quota, local landings have fallen considerably. For the vessels that are still out fishing, catches are reported to be

moderate. Skipjack prices have rebounded on the back of the reduced landings, while yellowfin prices remain stable.

There is no change in the situation in the Atlantic Ocean. Fishing remains spotty while raw material inventories at local canneries remain at moderate levels. Following the price trend in the Indian Ocean, both skipjack and yellowfin prices have increased.

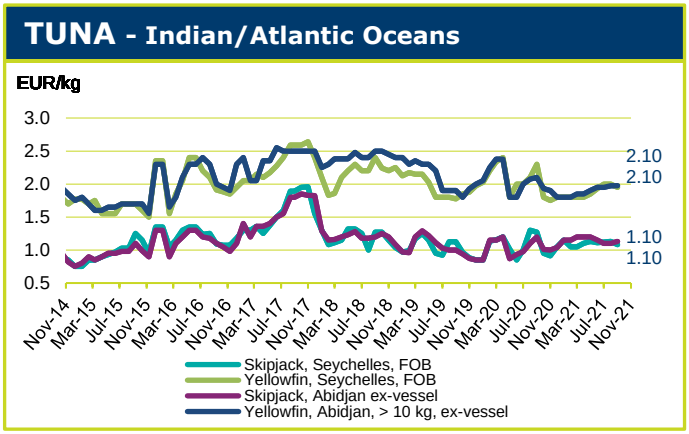

The second 72-day IATTC 'veda' started on 9 November. About 51 percent of the Eastern Pacific Ocean fleet has opted to tie up during this period. Catches are reported to be moderate for the vessels that are still out fishing. Due to an increase in local landings by fishing vessels coming into port to unload their catches before tying up, skipjack prices have fallen to USD 1 600 per tonne, Manta. Thus, for the first time in two years, Ecuadorian skipjack prices are converging with those reported for Bangkok. Yellowfin prices have increased slightly.

Reflecting the price increases in the Indian and Atlantic Oceans, European prices for skipjack and yellowfin have risen to EUR 1 300 and EUR 2 300, CFR Spain, respectively. The market price for cooked, single cleaned skipjack loins has also increased to EUR 4 350, DDP Spain.

CEPHALOPODS

The first squid season in the Southwest Atlantic closed in June with good results. The total catch was estimated at 580 000 tonnes, the highest catch since 2015. A major proportion of this squid is sent to Europe, particularly to the largest market, Spain.

Under normal circumstances, the close season ends on 23 November in South Africa. But this year there has been a reallocation of fishing rights, and formal advice as to the start of the season is still pending. Demand for squid from South Africa remains strong, and prices have increased by 10 percent within two months. For octopus, more plentiful supplies are causing prices to level off after months of continuous increases.

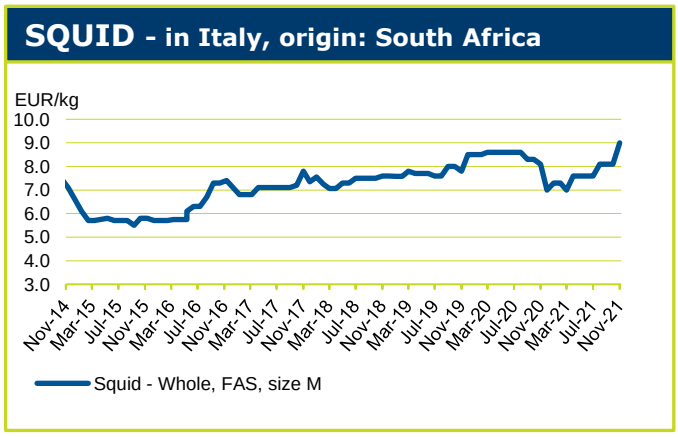

The impact of the cancellation of the fishing agreements between the European Union and Morocco on supplies of octopus and squid remains to be seen.

CRUSTACEANS

Steady retail demand and the reopening of the foodservice sector in European Union have kept the international shrimp market strong during the second and third quarter of 2021. Christmas demand is expected to be very strong. Argentine shrimp is in its off season at present, and inventories are minimal. Prices of all sizes increased by USD 0.10 per kg between October and November.

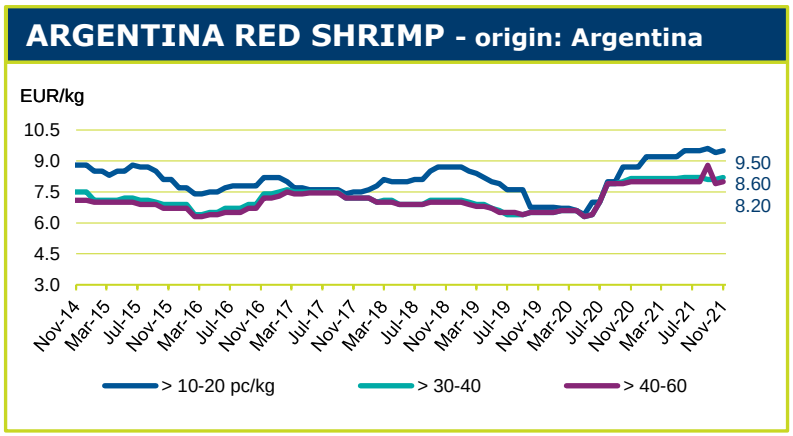

Trap fishing for red king crab in the Russian waters of the Barents Sea by 17 Russian trawlers (12 from Murmansk, one from Saint Petersburg and three from the Russian Far East) produced 4 756 tonnes in October. Since the beginning of the season, cumulative catches have come to 11 389 tonnes versus the TAC of 10 940 tonnes, thus exceeding somehow the TAC. Over the first 10 months of 2020, catches totalled 9 880 tonnes.

Crab and lobster sales are benefiting from the reopening of full-service restaurants. Crab prices remain relatively firm demonstrating good demand compared to available supply. Reopening of full service restaurants and demand from cooking factories to build end of years stocks will keep prices at a relatively high level. Landings are reported to be poorer than previous years thus maintaining higher prices.

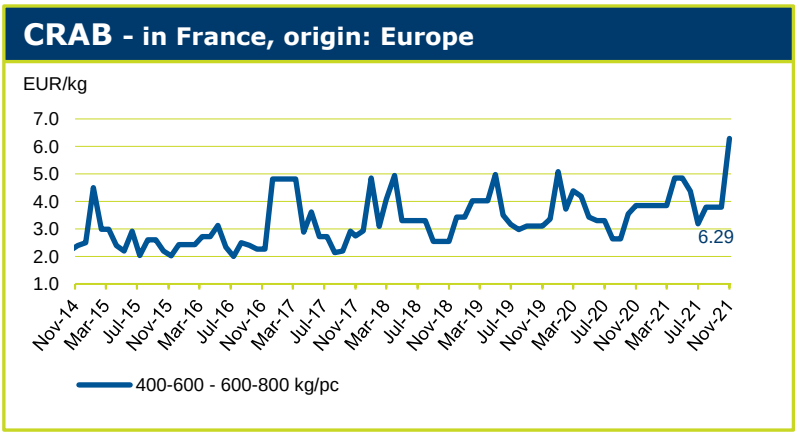

Prices are well above last year's levels also for lobster, and the supply-demand tension should persist as processors and live lobster tanks build stocks for end-of-year sales.

BIVALVES

Demand for festive seafood such as bivalves and crustaceans is good in France, as restaurants continue to operate despite the fourth wave of COVID-19. However, there is some tension on the supply side, with reduced production and lower landings leading to firm prices as we approach year end.

The Baie du Mont-Saint-Michel AOP season opened on 23 July and typically lasts until early January depending on quality criteria. The Dutch mussel season is also at peak, but the French market is still largely dominated by bouchot mussels and rope mussels. An exceptionally cool and cloudy summer with lower levels of luminosity has led to slower growth rates and possible tightening of shellfish supply, especially the larger oyster grades, towards the end of the year. The larger number 2 size will be scarce and the number 3 only in limited supply. As a result, prices are expected to be higher than last year.

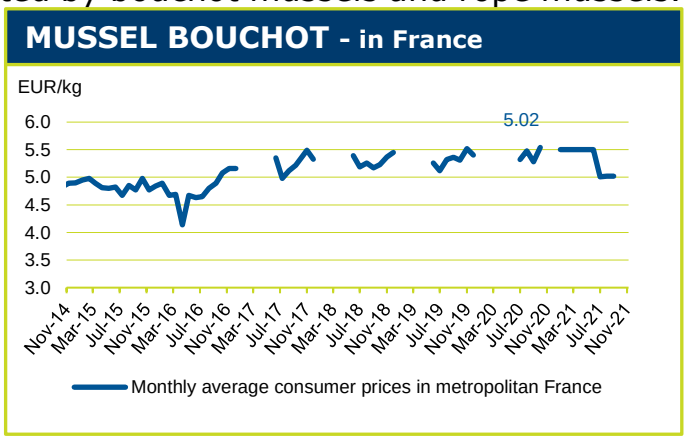

SMALL PELAGICS

In the southeast part of the Baltic Sea and in the Gulf of Finland, Russian vessels harvested 36 000 tonnes of sprat and 18 400 tonnes of herring since the beginning of the year. As of late October 2020, the total catch in the same area amounted to 40 100 tonnes of sprat and 18 900 tonnes of herring.

Meanwhile, fishery conditions in the Norwegian EEZ were fairly good. The total catch in October amounted to 36 900 tonnes of mostly herring (99 percent) with a 1 percent bycatch of blue whiting. Cumulative catches since the beginning of the year totalled 37 900 tonnes versus the Russian quota of 84 100 tonnes. Last year's equivalent figure was 42 800 tonnes.

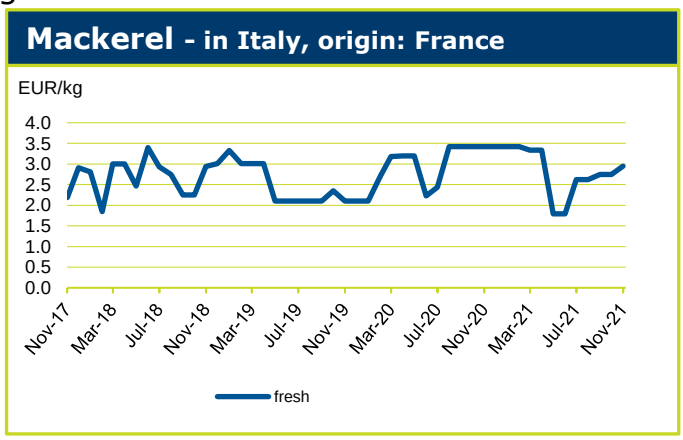

Since the beginning of the season, 120 700 tonnes of mackerel have been caught in the open waters of the Norwegian Sea (out of a Russian quota of 122 400 tonnes). The corresponding mackerel catch last year amounted to 117 000 tonnes.

FRESHWATER

The European Union pangasius market is fully dependent on imported product. Currently, pangasius accounts for 1 to 2 percent of total fish and seafood consumption in Europe. In general, the consumption of pangasius in Europe has fluctuated around 160 000 tonnes since 2017. Viet Nam is by far the main supplier of this product. Spain was once the main market, but consumer interest has steadily evaporated.

Eel is a traditional product for Christmas dinner in Italy and in Germany. Prices of eel are high, and likely to rise further in the coming weeks. Carp is a traditional Christmas dish in Central Europe, with Germany, Czech Republic and Hungary as the main markets. The younger generations, however, are not so interested in this traditional fish.

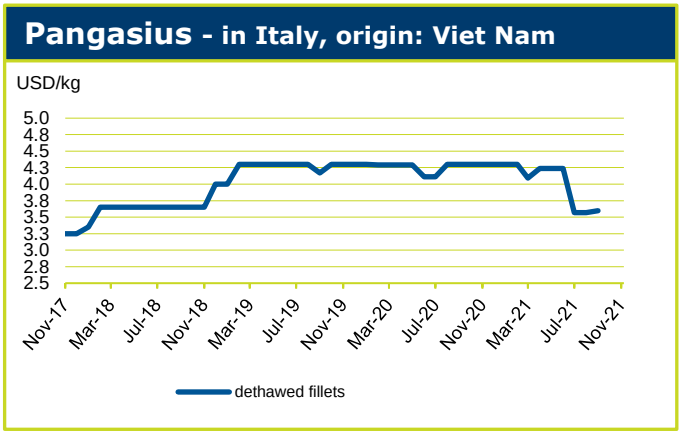

SALMON

European prices for farmed Atlantic salmon remain at relatively high levels in November, conforming to expectations of a tight market balance as end-of-year demand kicks in.

In Norway, the NASDAQ salmon index was holding steady at NOK 54.29 per kg as of week 44, approximately on par with 4 weeks prior. Globally, supply has tightened due to reduced Chilean harvests in the second half of the year, and the situation has been worsened by continuing logistical issues.

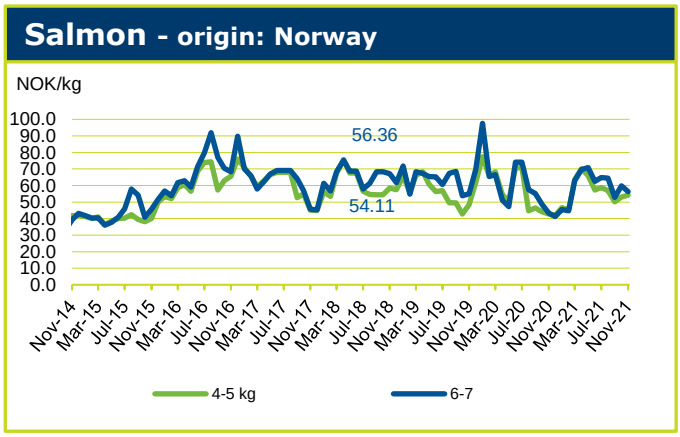

Containers are difficult to find, affecting both sea and land transportation, while space on air routes is also reported to be very limited. Nevertheless, Norwegian salmon exporters have still been able to achieve impressive results, according to the most recent reports from the Norwegian Seafood Council (NSC). NSC figures for October put the month total at 118 334 tonnes worth NOK 7.4 billion, a drop in volume of 1 percent but an increase in value of 14 percent compared with the same month last year. The NSC points to a resurgence in demand in France, the top consumer market in Europe, as one of the main drivers behind this improved performance. More broadly, the combination of reopening restaurants and the persistence of new sources of demand created during the pandemic is translating into strong worldwide demand. In Scotland, salmon traders are reporting the highest prices of the year, with 3-6 kg fresh, head-on-gutted farmed Atlantic salmon selling for GBP 6.60 per kg (DAP) in week 46. This is significantly higher than the same week last year. This spike also represents something of a divergence from Norwegian price trends, which is unusual as typically prices from both origins are quite closely correlated.

The most recent forecasts for global salmon production next year suggest that Chilean output will bounce back sharply from current lows, while license-constrained Norwegian growth is expected to be low at around 2 percent. Meanwhile, the UK salmon sector

should see a decrease in harvests of around 2 percent. Overall, the additional supplies should be easily absorbed by a resurgent market without too much of a price impact. Forward prices at Fish Pool reflect this positive outlook, as of mid-November, with forward contracts for December closing at NOK 63 per kg and Q1 2022 contracts closing at NOK 66 per kg.

TROUT

The European farmed trout market, concentrated in the Eastern part of the continent, is benefitting from the same positive market trends as salmon. Trout is considerably scarcer this year, and prices are well up year-on-year. As of week 44, prices for fresh, head-on-gutted farmed trout out of Norway averaged NOK 59.08 per kg, 21 percent higher than the same week last year. According to the NSC, higher prices contributed to an 8 percent increase in Norway's trout export revenues in October compared with the same month last year, to NOK 397 million. Volume dropped by 11 percent to 6 210 tonnes over the same timeframe.

SEABASS SEABREAM

As we near the end of the year, we are entering what is traditionally a slow period for the European bass and bream market. This year, however, the dynamics are somewhat different, after the renewed focus on retail that has accompanied the pandemic restrictions. Like other seafood industry players, farmed bass and bream companies have invested substantial effort in pivoting towards retail and reducing dependence on seasonal restaurant sales. This newly revitalized source of demand may be what is lifting bass prices as we draw closer to the festive period.

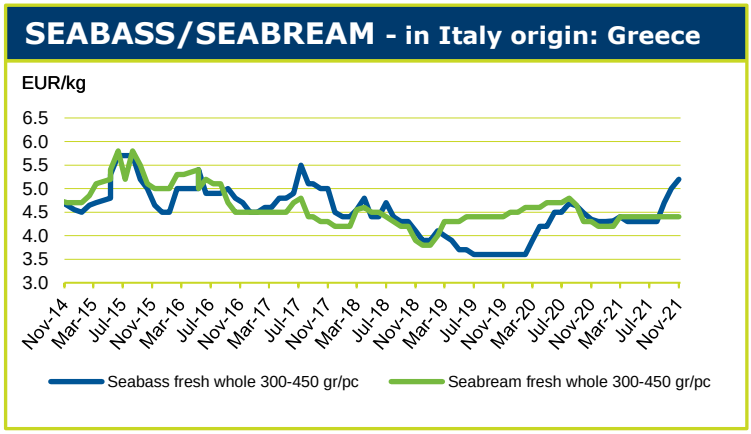

In Italy, November prices for 300-450 g fresh whole bass of Greek origin rose to EUR 5.20 per kg, their highest level in more than 4 years. Similarly, at Mercamadrid, wholesale prices for both bass and bream of sizes below 1 kg have been trending upwards.

Food and Agriculture Organization of the United Nations

EUROPEAN PRICE REPORT

Fish Species Trade Name	Product Form	Grading	Price per kg As stated	EUR	USD	Reference & Area	Origin
GROUNDFISH							**November 2021**
Cod/Cabillaud, Morue/	**Fresh** gutted		N.Q.			**Poland** FOB	Baltic Sea
Bacalao	**Fresh** - Whole	1-2 kg/pc		**7.79**	8.85 +	**Italy** CPT	Denmark
Gadus morhua		2-4		**9.81**	11.15 +		
	Fresh, whole, heart of fish			**10.50**	11.93		
	Fresh, fillet, heart of fish			**9.48**	10.77 +		
	Fresh, fillet	100-200 g/pc		**7.51**	8.53 +		
	Stockfish, soaked			**6.47**	7.35 *		
	Stockfish, dry	700 g/pc		**22.80**	25.91 +	DDP	Norway
	wet salted fillets	700-1000 g/pc		**10.00**	11.36 +		Iceland
	IQF, loin portion single frozen			**9.95**	11.31 =	CIF	
	Block frozen			**5.50**	6.25 *	**United States of America** CIF	Norway
	Fillet			**5.69**	6.47 -		Russia
	H&G	500-1000 g/pc		**2.49**	2.83		
		1000-2000		2.98	**3.37**		
		2000-3000		**3.50**	3.98		
	IQF	5 oz/pc		13.62	**15.39**		Iceland
	Salted cod			**13.50**	15.34 =	**Spain** wholesale	Europe
	Fresh			**6.50**	7.39 -		
	Frozen			**12.80**	14.55 =		
	Fresh cultured			**4.00**	4.55 =		
	Fresh fillets			**8.00**	9.09 =		
	Fresh, gutted	1-2 kg		**7.40**	8.41	**France** wholesale	
		2-3		**9.50**	10.80 +		
		3-4		**9.30**	10.57 +		
		4-5		**11.00**	12.50 =		
		1-2 kg		**8.40**	9.55		France
		2-3		**8.50**	9.66		
		3-4		**11.70**	13.30		
	Fillet	100-200 g/pc		**12.10**	13.75 -		
		200-300		**13.60**	15.45 -		
Gadus macrocephalus	Fillet - **wet salted** - 1st quality produced from frozen raw material	400-700 g/pc		**9.80**	11.14 +	**Italy** CIF	Denmark
Hake/Merlu/Merluza	Minced block			**2.25**	2.56 =	**Namibia** FOB for Spanish market	Namibia
Merluccius capensis	H&G, wrapped	350-600 g/pc		**2.48**	2.82	**Spain** ex-vessel	
		500-800		**2.85**	3.24		
		600-900		**2.99**	3.40		
		900-1300		**3.65**	4.15		
		800-1200		**3.45**	3.92		
		1200-1800		**3.75**	4.26		
		1600-2000		**3.99**	4.53		
		> 1800		**4.49**	5.10		
	Fillets, skin-on, interleaved	70-115 g/pc		**3.98**	4.52		
		110-170		**3.79**	4.31 -		
	Fillets, skin-less, interleaved	60-110 g/pc		**3.98**	4.52 =		South Africa
		110-170		**3.85**	4.38 -		
	IQF portion, trapeze	90-110 g/pc		**8.55**	9.72 +	**Italy** CIF	Namibia
Merluccius merluccius	**Fresh** - whole	100-200 g/pc		**5.20**	6.27 +	CPT	Mediterranean
		200-300		**5.60**	6.75 +		
		300-400		**6.00**	7.23 +		
		400-600		**6.00**	7.23 +		
		500-1000		**6.00**	7.23 +		
		1000-2000		**6.00**	7.23 +		
		2000-4000		**6.00**	7.23 +		
		1000-2000 g/pc		**6.40**	7.71 *	**France** wholesale	France
		2000-3000		**9.20**	11.08 *		
		3000-4000		**7.90**	9.52 *		
	Frozen	3-4 pc/kg		**5.80**	6.59 +	**Spain** wholesale	Spain
	Fresh, from trawling	1000 g/pc		**5.00**	5.68 +		
	Fresh, from longlining	1000		**6.90**	7.84 +		
		1000		**9.80**	11.14 +		Europe
	H&G	600-700 g/pc		**2.35**	2.67	FOB	Spain
		> 700		**2.45**	2.78		
	H&G, interleaved			**2.10**	2.39		
				2.20	2.50		
Merluccius hubbsi	H&G, interleaved	70-120 g/pc		**1.65**	1.88		Argentina
		100-200 g/pc		**1.67**	1.90 -		
		200-300		**1.82**	2.07 -		
		300-500		**2.29**	2.60 =		
		500-700		**2.58**	2.93 *		
		700-900		**2.69**	3.06 *		
Merluccius productus	Fillet, PBO			3.21	**3.63** =	ex coldstore	USA
	Minced block			2.30	**2.60** =		

Food and Agriculture Organization of the United Nations

EUROPEAN PRICE REPORT

Fish Species / Trade Name	Product Form	Grading	Price per kg: As stated	EUR	USD	Reference & Area	Origin
GROUNDFISH (cont.)							**November 2021**
Alaska pollack/Lieu de l'Alaska/Colín de Alaska *Theragra chalcogramma*	H&G	> 25	RUB **73.50**	0.89	1.01	**Russia** wholesale	Russia
	Block			**3.53**	4.01	**United States of America** FOB	United States of America
Saithe/Lieu noir/ Carbonero *Pollachius virens*	Loins			**4.00**	4.55	CIF	Russia
	H&G			**1.93**	2.19		
Haddock/Eglefin/Eglofino *Melanogrammus aeglefinus*	H&G	< 0.8 kg/pc	NOK **26.50**	2.68	3.04	**Sweden** FCA	Norway
				1.80	2.05	**United States of America** CIF	
Ling/Lingue franche/ Maruca *Molva molva*	Fillet - **wet salted** Produced from fresh raw material 1st quality	1-1.5 kg/pc		**5.80**	6.59 +	**Italy** DDP	Faeroe Islands
	IQF, fillets, skin-on	1-1.7 kg/pc		**3.45**	3.92	**Spain FOB**	Spain
Monkfish/Baudroie/ Rape *Lophius* spp.	**Fresh,** tail	< 300 g/pc		**8.21**	9.33 +	**Italy** CPT	UK
		200-500		**11.07**	12.58 +		
		500-1000		**12.11**	13.76 +		
		1000-2000		**12.99**	14.76 +		
		> 2000		**14.42**	16.39 +		
	Fresh, whole	1000-2000		**6.60**	7.50 *		
		I		**8.90**	10.11 *		Mediterranean
		II		**7.00**	7.95 *		
	Tails	100-140 g/pc		**4.97**	5.65	**Spain** FOB	Spain
		140-250		**4.97**	5.65		
		250-500		**5.28**	6.00		
		> 4000		**9.45**	10.74		
		4000-5500		**9.98**	11.34		
		4500-6000		**7.95**	9.03		
	Whole	500-1000 g/pc		**4.65**	5.28 +		
		2000-4000		**5.75**	6.53 -		
		4000-7000		**4.97**	5.65		
		7000-10000		**4.97**	5.65		
	Skinless fillets	200-300 g/pc		**15.85**	18.01 +		
	Tails, skinless	400-800 g/pc		**3.25**	3.69 +	CIF	Guinea
		< 100		**5.85**	6.65 *		Namibia
Bigeye grenadier/ Grenadier à gros yeux/ Granadero ojisapo *Macrourus holotrachys*	**Frozen** on board, skinless H&G, interleaved	100-250 g/pc		**1.45**	1.65	FOB	Argentina
		200-400		**1.58**	1.80		
		400-600		**1.58**	1.80		
		600-800		**1.65**	1.88		
		> 800		**1.69**	1.92		
Patagonian grenadier, Hoki/ Grenadier de Patagonie/ Merluza de cola *Macruronus megellanicus*	H&G, interleaved	100-300 g/pc		**1.35**	1.53		
		200-450		**1.48**	1.68		
		450-700		**1.55**	1.76		
		700-1000		**1.59**	1.81		
John Dory/ Saint Pierre Pez de San Pedro *Zeus faber*	**Fresh** - whole	1-2 kg/pc		**18.50**	21.02 -	**France** wholesale	France
		2-3		**20.50**	23.30 -		
	Fresh - whole	500-1000 g/pc		**14.30**	16.25 *	**Italy** CPT	Italy
	Fresh - gutted	600-800		**18.24**	20.73 *		
		800-1000		**16.03**	18.22 *		
		1000-2000		**17.57**	19.97 -		
		> 2000		**18.32**	20.82 -		
	Fresh - fillets			**9.49**	10.78 *		
Golden redfish Sëbastes doré Gallineta dorada *Sebastes* marinus	Block, Japanese cut	80-100 g/pc		**1.65**	1.88 *	**Spain** FOB	Spain
		100-150		**1.80**	2.05		
		150-200		**2.45**	2.78 +		
		200-300		**2.65**	3.01 +		
		300-500		**3.20**	3.64 +		
	Block, whole	100-200 g/pc		**0.80**	0.91 =		
		200-400		**1.00**	1.14 =		
		400-500		**1.35**	1.53 -		
	Fresh, fillet			**10.01**	10.78 +	**Italy** CPT	Norway
Common dentex/ Dentex commun Dentón *Dentex dentex* *Dentex gibbosus*	Whole, block, IQF	200-300 g/pc		**3.39**	3.85	**Spain** FOB	Mauritania
		300-400		**3.68**	4.18		
		400-500		**3.98**	4.52		
	Fresh	0.8-1 kg/pc		**15.20**	17.27 *	**Italy** CPT	
		0.4-0.6		**14.20**	16.14 *		
		0.6-0.8		**14.20**	16.14 *		
		0.8-1		**13.49**	15.33 *		
		1-2		**13.42**	15.25 *		
		2-3		**13.52**	15.36 *		
		3-5		**12.38**	14.07 *		
		5-10		**12.42**	14.11 *		
		> 10		**11.84**	13.45 *		

Food and Agriculture Organization of the United Nations

EUROPEAN PRICE REPORT

FLATFISH

November 2021

Fish Species / Trade Name	Product Form	Grading	Price per kg As stated	EUR	USD	Reference & Area	Origin
Turbot/Rodaballo	**Fresh** - whole	0.5-1 kg/pc	**4.00**	4.55	=	**Spain** CIF	Spain
Psetta maxima	farmed	1-2	**5.00**	5.68	=		
		2-3	**7.00**	7.95	=		
		3-4	**9.00**	10.23	=		
	Fresh - whole	0.3-0.5 kg/pc	**10.55**	11.99	=		Netherlands
	wild	0.5-1	**13.25**	15.06	=		
		0.8-1	**14.05**	15.97	=		
		1-2	**22.45**	25.51	=		
		2-3	**22.95**	26.08	=		
		3-4	**32.60**	37.05			
		4-6	**37.60**	42.73			
	Culture	600-800 g/pc	**10.30**	11.70	-	**Italy** CPT	Spain/Portugal
		800-1000	**12.35**	14.03	+		
		1000-1500	**12.39**	14.08	+		
		1500-2000	**11.62**	13.20	+		
		2000-2500	**10.81**	12.28	+		
		3000-4000	**14.44**	16.41	+		
		4000-5000	**16.55**	18.81	+		
	Fresh - gutted, wild	0.5-1 kg/pc	**11.80**	7.67			Netherlands
		0.7-1	**12.62**	14.34			
		1-2	**17.60**	20.00			
	Fresh - whole	2-3	**12.30**	13.98	+		
Spiny turbot/turbot épineux/ rodaballo espinoso	**Fresh** - fillets		**6.88**	7.82			
Psettodes spp.							
Sole/Sole/	**Fresh** - whole	120-175	**13.45**	15.28	=	**Spain** CIF	
Lenguado	wild	175-200	**15.10**	17.16	=		
Solea vulgaris		200-300	**17.20**	19.55	=		
		300-500	**25.80**	29.32	=		
		400-500	**24.45**	27.78	=		
		500-600	**25.80**	29.32	=		
		600-800	**35.95**	40.85	=		
		800-1000	**38.45**	43.69	=		
		200-300 g/pc	**19.80**	22.50			Denmark
		300-500	**26.30**	29.89			
		400-500	**26.30**	29.89			
		500-600	**28.80**	32.73			
		200-301	**29.30**	33.30			
		200-300 g/pc	**20.25**	23.01			France
		300-400	**21.80**	24.77			
		400-600	**22.90**	26.02			
		600-800	**22.90**	26.02			
		800.1000	**22.90**	26.02			
		1000-2000	**22.90**	26.02			
	Fresh - gutted	4	**13.17**	14.97	-	**Italy** CPT	Netherlands
		3	**14.91**	16.94	+		
		3+	**15.49**	17.60	-		
		2	**17.34**	19.70	-		
Sand sole/sole-pole	**Fresh** - whole	150-300 g/pc	**11.81**	13.42	-		West Africa
Lenguado de arena		300-600	**11.71**	13.31	-		
Solea lascaris							
Senegalese sole/sole du Sénégal	**Fresh** - whole, farmed	300-400 g/pc	**17.90**	20.34	*		Spain
Lenguado senegalés		400-500	**17.25**	19.60	+		
Solea senegalensis		500-600	**17.22**	19.57	+		
		600-700	**17.33**	19.69	+		
	Frozen on board, IWP	400-500 g/pc	**5.85**	6.65	*	**Spain** CIF	Guinea
European plaice/	**Fresh** - whole	300-400 g/pc	**5.00**	5.68			Netherlands
Plie d'Europe/		400-600	**5.20**	5.91			
Solla europea		> 600	**5.35**	6.08			
Pleuronectes platessa	**Fresh** - fillet	60-80 g/pc	**6.68**	7.59	+	**Italy** CPT	
	IQF, whiteskin, 25 percent glazing	N. 2	**6.60**	7.50	+	**Netherlands** FOB	
	IQF, skinless, 25 percent glazing	N. 2	**6.95**	7.90	+	(for Italian market)	
European Flounder/	**Fresh** - whole		**2.50**	2.84			
Flet d'Europe/	IQF, white skin on, 25% glazing	No 2	**6.15**	6.99			
Platija europea	IQF, skinless, 25% glazing	No 2	**6.50**	7.39			
Platichthys flesus							
Scophthalmus rhombus							
Greenland halibut/	Block	200-300 g/pc	**3.98**	4.52			
Flétan noit/		500-1000	**4.28**	4.86			
Fletan negro		1500-1500	**4.35**	4.94			
Reinhardtius hippoglossoides							
Megrims/ Cardine/ Gallo	Whole	< 150 g/pc	**2.25**	2.56	*	**Spain** FOB	Spain
Lepidorhombus Spp		150-200	**2.75**	3.13	*		
		200-350	**3.85**	4.38	*		

Food and Agriculture Organization of the United Nations

EUROPEAN PRICE REPORT

Fish Species Trade Name	Product Form	Grading	Price per kg As stated	EUR	USD	Reference & Area	Origin
TUNA/BILLFISHES							**November 2021**
Tuna/Thon/Atún	Skipjack - whole		1.36	**1.54**	+	**Bangkok** CFR	Western/Central
for canning			1.33	**1.50**	+	FOB	Pacific Ocean
	Skipjack - whole		1.42	**1.60**	-	**Ecuador**	Eastern Tropical
	Yellowfin - whole		1.99	**2.25**	+	ex-vessel	Pacific Ocean
	Skipjack - whole		**1.10**	1.25	+	**Seychelles**	Indian Ocean
	Yellowfin - whole		**2.10**	2.39	+	FOB	
	Skipjack - whole		**1.10**	1.25	+	**Abidjan**	Atlantic Ocean
	Yellowfin - whole	> 10 kg	**2.10**	2.39	+	ex-vessel	
	Skipjack - whole	1.8-3.4 kg/pc	**1.30**	1.48	+	**Spain CFR**	Various origins
	Yellowfin - whole	> 10 kg	**2.30**	2.61	+		
	Skipjack	> 1.8 kg/pc	1.33	**1.50**	-	**Tunisia** CFR	Seychelles (Korean vessel)
	Yellowfin - pre-cooked loins	double cleaned	4.78	**5.40**		**Europe** CFR	Ecuador
		single cleaned	4.42	**5.00**			
	Skipjack - pre-cooked loins		4.34	**4.90**			
	Skipjack - cooked & cleaned loins - vacuum packed	double cleaned	4.56	**5.15**	+		various origins
for direct consumption	Albacore - whole	> 12 kg/pc	**3.55**	4.03	-	**Spain** wholesale	Atlantic
	H&G	< 15	**3.55**	4.03	-	FOB	
	Yellowfin- H&G	< 25 kg/pc	**3.95**	4.49	=		
		> 20	**5.55**	6.31	+		
		25-50	**5.59**	6.35	+		
		50-100	**5.65**	6.42	+		
		> 100	**5.45**	6.19	+		
	Skipjack - cooked loins	single cleaned	4.34	**4.90**			
	Bigeye - frozen loins		6.28	**7.10**			
	Bigeye - H&G	< 25 kg/pc	**3.95**	4.49	=		
		> 20	**5.55**	6.31	+		
		25-50	**5.59**	6.35	+		
		50-100	**5.65**	6.42	+		
		> 100	**5.45**	6.19	+		
	Yellowfin - whole	> 30	1.90	**2.15**		CFR	Yemen
	Yellowfin -Steaks	> 15 kg/pc	**12.01**	13.65		**Italy** CPT	Spain
		> 25	**13.14**	14.93			
	Albacore - whole	2-4 kg/pc	**3.50**	3.98			
		4-9	**4.14**	4.70			
		9-12	**3.93**	4.47			
		> 12	**3.70**	4.20			
	Yellowfin -Steaks	6 oz/pc	9.03	**10.21**		**United States of America** CIF	Costa Rica
	Yellowfin - Loins		8.53	**9.63**			Panama
Swordfish/Espadon/	**Fresh** - whole	< 12 kg/pc	**5.00**	5.68	=	**Spain**	Atlantic Ocean
Pez espada		> 25	**22.00**	25.00	-	wholesale	
Xiphias gladius		average	**17.50**	19.89	-		
	Frozen - whole	< 12 kg/pc	**3.50**	3.98	=		
		> 25	**14.00**	15.91	=		
		average	**9.80**	11.14	=		
	H&G, skin-on	< 10 kg/pc	**6.95**	7.90		FOB	
		10-30	**9.45**	10.74			
		30-50	**9.98**	11.34			
		50-70	**9.98**	11.34			
		70-100	**9.89**	11.24			
		100-150	**9.78**	11.11			
		> 150	**9.45**	10.74			
	Fresh - whole		**12.85**	14.60	+	**Italy** CPT	
	Fresh - slice		**12.45**	14.15			
	Fresh - slice, with bone, yellow		**10.83**	12.31			
	Fresh- whole		**11.00**	12.50	=	**France** wholesale	
	Frozen- fillet, vacuum		**16.50**	18.75	=		Spain
SMALL PELAGICS							**November 2021**
Mackerel/Maquereau/	**Fresh** - whole		**2.95**	3.55	+	**Italy** CPT	France
Caballa	**Fresh** - whole	4-6 pc/kg	**2.57**	3.10	+		
Scomber scombrus	**Fresh** - fillet, butterfly cut		**5.33**	6.42	-		
	Whole	Small	**1.00**	1.14	=	**Spain** wholesale	Spain
		Large	**6.50**	7.39	+		
		Average	**3.60**	4.09	-		
	IQF Whole	2-3 pc/kg	**1.55**	1.76		FOB	
		1-2	**1.58**	1.80			
	IQF, H&G, 8-10% glaze	250-350 g/pc	**1.75**	1.99			
Scomber colias	Whole, blockfrozen	8-14 pc/kg	**0.78**	0.89	*		Morocco
		8-17	**0.98**	1.11	*		

Food and Agriculture Organization of the United Nations

EUROPEAN PRICE REPORT

Fish Species / Trade Name	Product Form	Grading	Price per kg: As stated	EUR	USD	Reference & Area	Origin
SMALL PELAGICS (cont.)							**November 2021**
Horse Mackerel/ Chincard/ Jurel	Whole	> 24 cm/pc		**1.23**	1.40	**Morocco** FOB for European market	Morocco
Trachurus spp	**Fresh**	Small		**0.60**	0.68 =	**Spain** wholesale	Spain
		Large		**4.50**	5.11 =		
		Average		**1.70**	1.93 +		
	IQF	150-300 g/kg		**1.10**	1.25	FOB	Guinea
		300-750		**1.53**	1.74		
		700-1200		**1.55**	1.76		
		2-4 pc/kg		**1.35**	1.53		Spain
		3-4		**1.34**	1.52		
		4-5		**1.30**	1.48		
		4-6		**1.28**	1.45		
		7-9		**1.22**	1.39		
		10-30		**1.03**	1.17		
	Block frozen	100-300 g/pc		**1.05**	1.19 -		Maritania
		200-350		**1.30**	1.48		
		250-350		**1.35**	1.53		
		300-600		**1.45**	1.65 -		
		300-500		**1.55**	1.76		
		500-1000		**1.65**	1.88		
	Fresh			**1.00**	1.14		
Chub mackerel/Maquereau espagnol/ Estornino	**Block frozen**	8-14 pc/kg		**0.82**	0.93		Morocco
Scomber japonicus							
Herring/Hareng/Arenque	**Fresh -** fillets			**3.87**	4.40 -	**Italy** CPT	Denmark
Clupeidae	**Fresh** - whole	200-300 g/pc	RUB **49.00**	0.59	0.67 *	**Russian Fed.** wholesale Vladivostok	Russia
		300-400	RUB **61.00**	0.74	0.84 *		
Sardine/Sardine/Sardina	**Fresh** - whole			**1.69**	1.92 +	**Italy** CPT	Morocco
Sardina pilchardus	**Fresh -** fillet			**4.01**	4.56 =		
	Block, whole	12-16 cm/pc		**1.28**	1.45	**Spain** FOB	
		16-18		**1.39**	1.58		
		20-24		**1.28**	1.45		
	IQF, whole	8-14 pc/kg		**0.99**	1.13 *		
		13-15		**1.27**	1.44		
	IQF, fillet	40-50 g/pc		**2.65**	3.01 =		
	Fresh			**2.70**	3.07 +	wholesale	
	Fresh- whole			**2.60**	2.95 =	**France** - wholesale	France
	Fresh - butterfly cut			**6.20**	7.05 =		
Anchovy/Anchois/ Boquerón	**Fresh**			**2.90**	3.30 =		
Engraulis encrasicolus	**Fresh**			**3.91**	4.44 +	**Italy** CPT	Europe
	Fresh			**2.50**	2.84 +	**Spain** - wholesale	France
				2.70	3.07 +		Italy
				3.80	4.32 +		Spain
	Frozen on board	30-40 pc/kg		**0.80**	0.91 *	FOB	
	Block frozen	40-43		**1.59**	1.81		
CEPHAPOLODS							**November 2021**
Squid/Encornet/Calamar	Whole	S (< 18 cm)		**8.25**	9.38 +	**Italy** CIF	South Africa
Loligo spp.		M (18-25)		**9.00**	10.23 +		
		L (25-30)		**9.90**	11.25 +		
		XL (>30)		**9.90**	11.25 +		
		10-20 p/kg		3.41	**3.85**		Yemen
		6-10		5.53	**6.25**		
		3-6		5.53	**6.25**		
		< 3		5.97	**6.75**		
		12-18 cm/pc		**6.65**	7.56	**Spain** CIF	
		> 18 cm		**6.75**	7.67		
Loligo vulgaris	**Fresh** - whole	100-300 g/pc		**11.63**	13.22 -	**Italy** CIF	Croatia
		300-400		**12.18**	13.84 +		
		400-600		**13.28**	15.09 +		
		> 600		**12.40**	14.09 +		
	Whole, IWP	10-15 cm/pc		**9.75**	11.08	**Spain** CIF	Morocco
		15-21		**10.55**	11.99		
		21-25		**11.25**	12.78		
		26-30		**10.88**	12.36		
		30-36		**9.65**	10.97		
		> 36		**8.55**	9.72		
	Frozen			**10.50**	11.93 +	wholesale	Spain
Loligo gahi	Whole	< 10 cm/pc		**4.25**	4.83 *	CIF	Argentina
		10-12		**4.65**	5.28 *		
		12-14		**5.45**	6.19 =		
		14-16		**6.95**	7.90 +		

Fish Species Trade Name	Product Form	Grading	Price per kg As stated	EUR	USD	Reference & Area	Origin
CEPHAPOLODS (cont.)							**November 2021**
Squid/Encornet/Calamar	Whole	14-18 cm/pc		**2.05**	2.33 *	**Spain** CIF	Argentina
Illex argentinus		17-20		**2.35**	2.67 =		
		22-26		**3.49**	3.97		
		25-30		**2.58**	2.93 -		
	Tentacles	40-100 gr/pc		**4.59**	5.22 -		
	Whole	1		**5.65**	6.42 +	wholesale	Falkland/Malvinas Islands
		2		**5.65**	6.42 +		
		3		**5.65**	6.42 +		
		4		**5.65**	6.42 +		
	Whole, Block	15-18 cm/pc		**2.17**	2.47	FOB	
		18-22		**2.35**	2.67		
		22-25		**2.59**	2.94		
		25-30		**2.59**	2.94		
Todarodes sagittatus	Block, frozen on board	20-27		**2.35**	2.67 =		Mauritania
Illex illecebrosus	Whole, block frozen	12-17 cm/pc		**2.57**	2.92 -		Spain
		18-26		**2.75**	3.13		
Doryteuthis pealeii	Whole			**5.60**	6.36 =	wholesale	United States of America
Doryteuthis opalescens				**5.00**	5.68 =		
Uroteuthis duvauceli				**6.90**	7.84 +		India
Octopus/Poulpe/Pulpo	Whole - FAS	T1		**7.89**	8.97	**Morocco** FOB, for Spanish market	Morocco
Octopus vulgaris		T2		**7.89**	8.97		
	Sushi slice	7 g/pc		11.11	**12.55**	**Europe** CFR	Indonesia
	100% net weight	9		12.30	**13.90**		
	boiled cut			8.76	**9.90**		
	100% net weight						
	Flower type	1-2 kg/pc		3.98	**4.50**		
	90% net weight	>2		4.96	**5.60**		
	Fresh			**11.66**	13.25 -	**Italy** CPT	Italy
		1-2 kg/pc		**9.24**	10.50 -	FCA	Spain
	Eviscerated	800-1400 g/pc		**10.78**	12.25	**Spain** FOB	Senegal
		1400-1800		**10.78**	12.25		
		1800-3000		**10.78**	12.25		
		> 3000		**10.78**	12.25		
		500-800		**11.55**	13.13		Morocco
		800-1200		**12.55**	14.26		
		1000-1500		**14.38**	16.34		
		1500-2000		**14.38**	16.34		
		2000-3000		**14.85**	16.88		
		3000-4000		**13.95**	15.85		
		> 4000		**13.95**	15.85		
	Frozen, Galizian style			**14.50**	16.48 +	wholesale	
	Fresh			**5.00**	5.68 =		
	Frozen			**5.70**	6.48 +		Thailand
		300-500 g/pc		5.75	**6.50**	**Italy** CIF	Yemen
		500-1000		5.75	**6.50**		
		1000-2000		5.75	**6.50**		
		> 3000		5.75	**6.50**		
	Fresh			**11.00**	12.50 =	**France** wholesale	Europe
	Frozen			**11.00**	12.50 =		
Eledone moschata	**Fresh** - whole	Mixed		**4.60**	5.23 -	**Italy** CPT	Croatia
				7.40	8.41		Italy
Eledone cirrhosa	Cleaned, block	100-150 g/pc		**3.38**	3.84	**Spain** FOB	Spain
		200-600		**3.35**	3.81 *		
Cuttlefish/Seiche/	Frozen at land- whole block	100-200 g/pc		4.60	**5.20**	**Egypt** CIF	Yemen
Sepia	Grade A	200-300		4.60	**5.20**		
Sepia spp.		>300		4.60	**5.20**		
	FAS - whole block	200-300 g/pc		4.82	**5.45**	**Spain** CIF	
		300-500		4.82	**5.45**		
		500-700 g/pc		**5.55**	6.31	FOB	Morocco
		600-800		**5.19**	5.90		
		1000-1250		**3.95**	4.49		
		1200-2000		**3.97**	4.51		
		1000-1750		**4.19**	4.76		
		2000-3000		**3.85**	4.38		
		3000-4000		**3.85**	4.38		
		5000-6000		**3.10**	3.52		
		6000-6500		**3.10**	3.52		
		6500-7000		**3.10**	3.52		
	Frozen			**8.20**	9.32 +	wholesale	Spain
	Fresh			**8.50**	9.66 =		
	Fresh	300-500 g/pc		**5.79**	6.58 *	**Italy** CPT	
		500-1000		**5.89**	6.69 *		

Food and Agriculture Organization of the United Nations

EUROPEAN PRICE REPORT

Fish Species Trade Name	Product Form	Grading	Price per kg As stated	EUR	USD	Reference & Area	Origin
CRUSTACEANS							**November 2021**
Whiteleg shrimp/	PD, chemical treatment	31-40 pc/lb		8.76	**9.90**	**Europe** CFR	Indonesia
Crevette pattes	100% net weight	41-50		7.79	**8.80**		
blanches/Camarón	treated with non-phosphate	51-60		7.48	**8.45**		
patiblanco		61-70		6.90	**7.80**		
Penaeus vannamei		71-90		6.81	**7.70**		
		91-120		6.68	**7.55**		
	thawed	25-35 pc/kg		**9.15**	10.40 +	**Italy** CIF	Ecuador
		31-40		**8.10**	9.20 +		
		40-50		**7.65**	8.69 +		
		50-60		**7.06**	8.02 +		
	cooked	20-30 pc/kg		**9.40**	10.68 +		
		30-50		**7.61**	8.65 +		
		40-60		**7.15**	8.13 +		
		60-80		**6.45**	7.33 +		
		80-120		**5.63**	6.40 +		
	Frozen			**7.50**	8.52 +	**Spain** wholesale	
	frozen, headless			9.56	**10.80**	**United States of**	
	Cooked and peeled	51-60 pc/lb		11.18	**12.63** -	**America** CIF	Viet Nam
Argentine red shrimp/	Head-on, shell-on	10-20 pc/kg		**9.50**	10.80 +	**Spain** EXW	Argentina
Salicoque rouge d'Argentine/		20-30		**8.60**	9.77 +		
Camarón langostín argentino		30-40		**8.20**	9.32 +		
Pleoticus muelleri		40-60		**8.00**	9.09 +		
		10-20 pc/kg		**9.65**	10.97 +	FOB	
		20-30		**8.95**	10.17 -		
		30-40		**8.75**	9.94 *		
	Peeled and Deveined, broken	30-55 pc/kg		7.17	**8.10** -	**United States of**	
						America CIF	
	Headless	C1		**10.04**	11.41	**Italy** CPT	
	Whole	L2		**7.98**	9.07		
		CM		**9.58**	10.89		
		CR		**8.31**	9.44		
	Peeled IQF	20-40 pc/kg		**13.42**	15.25	FCA	
Giant tiger prawn/	Farmed, organic, cooked	20-30 pc/kg		**26.00**	29.55 =	**France** wholesale	Madagascar
Crevette géante tigrée/		30-40		**22.00**	25.00 =		
Langostino tigre		40-50		**16.50**	18.75 =		
Penaeus monodon							
Norway lobster/	**Fresh** - Whole, 4X1.5 kg	31-40		**8.10**	9.20	**Spain** DDP	Netherlands
Langoustine/Cigala		41-50		**8.52**	9.68		
Nephrops norvegicus	Tails	40-60		**13.35**	15.17		
	Fresh - Whole	10-15		**15.80**	17.95	CIF	Scotland
		16-20		**12.20**	13.86		
		21-30		**8.35**	9.49		
		31-40		**7.15**	8.13		
		00		**16.25**	18.47		
		0		**10.25**	11.65		
		1		**8.25**	9.38		
		2		**5.45**	6.19		
		3		**4.75**	5.40		
	Tails	5-6		**13.85**	15.74		
	IQF whole	2-4 pc/kg		**41.00**	46.59 *	FOB	Spain
	male	20-30		**15.75**	17.90 *		
	female	30-40		**7.75**	8.81 *		
		40-50		**6.75**	7.67 *		
	IQF whole	2-4 pc/kg		**41.00**	46.59	CIF	Denmark
		4-7		**31.65**	35.97 *		
		7-9		**31.45**	35.74		
		10-15		**17.10**	19.43 +		
		16-20		**15.80**	17.95 +		
		21-30		**11.85**	13.47 +		
		31-40		**7.65**	8.69		
		40-50		**5.95**	6.76		
	Fresh			**32.00**	36.36 *	wholesale	
	Frozen			**13.50**	15.34 *		
	Tails, 30 percent glazing	6-9 pc/kg		**23.33**	26.51 *	**Italy** CIF	
		11-15		**12.69**	14.42 *		
		16-20		**9.90**	11.25 *		
		21-30		**7.68**	8.73 *		
		31-40		**6.41**	7.28 *		
	Live	16-25 pc/kg		**27.50**	31.25	CPT	
	Frozen	50-60 p/kg		18.79	**21.24** *	**USA** CIF	Norway

Fish Species / Trade Name	Product Form	Grading	Price per kg: As stated	Price per kg: EUR	Price per kg: USD	Reference & Area	Origin
CRUSTACEANS (cont.)							**November 2021**
European lobster/	**Live -** bulk	400-600 g/pc		**32.00**	36.36 +	**France** wholesale	Ireland
Homard européen/		400-600		**32.00**	36.36 +		France
Bogavante	**Live**	400-600 gpc		**29.56**	33.59 +	**Italy** CPT	Europe
Homarus gammarus		600-800		**28.75**	32.67 +		
		800-1000		**28.96**	32.91 +		
		> 1000		**30.68**	34.86 +		
		> 2000		**24.50**	27.84		
American lobster/	**Live**	400-600 g/pc		**30.00**	34.09 +	**France** wholesale	Canada
homard americain/	**Frozen**			**9.12**	10.36 +	**Italy** CPT	United States
langosta americana	**Live**			**23.57**	26.78 +		of America
Homarus americanus	**Claws**			19.81	**22.38**	**United States of America** CIF	Canada
	Tails			18.28	**20.66**		
		3-4 oz/pc		45.71	**51.65**		
		4		45.71	**51.65**		
		4-5		45.71	**51.65**		
	Cooked, whole	350-500 g/pc		17.27	**19.51**		
Scalloped spiny lobster/	Whole	70-100 g/pc		7.88	**8.90**	**Taiwan (Province of China)** CIF**, Italy** CIF	Yemen
Langouse festonnée/		100-150		13.27	**15.00**		
Langosta festoneada		150-200		13.27	**15.00**		
Panulirus homarus		200-250		15.93	**18.00**		
		250-300		15.93	**18.00**		
		> 300		17.70	**20.00**		
Arabian whip lobster/		SS		9.96	**11.25**	**Italy** CIF	
Langouste fouet arabe/		S		11.64	**13.15**		
Langosta de fusta arabica		M		13.41	**15.15**		
Puerulus sewelli		L		14.29	**16.15**		
Edible crab/Tourteau/	**Live**, bulk	T2 (13-16 cm)		**6.29**	7.15 +	**France** Auction	France
Buey de mar							
Cancer pagurus							
Spinous spider crab/	**Live** - female			**5.09**	5.78	**Italy** CPT	UK
Araignée européenne/	**Live** - male			**6.18**	7.02		
Centolla europea/	female			**4.90**	5.57		France
Maja squinado	male			**5.50**	6.25		
	Fresh-female	small		**2.87**	3.26		
	male	small		**3.30**	3.75		
Snow crab/	Legs			24.97	**28.22**	**United States of America** CIF	Canada
Crabes des neiges/	Claws			18.34	**20.72**		
Cangrejo de las nieves	Sections	S-2L		23.01	**26.00** +		Russia
Chionoecetes opilio							
Blue swinning crab/	Whole	300-500 g/pc		3.32	**3.75**	**France** CIF	Yemen
Etrielle bleue/		500-1000		3.32	**3.75**		
Jaiba azul		1000-2000		3.32	**3.75**		
Portunus pelagicus		> 3000		3.32	**3.75**		
	Broken			2.92	**3.30**		
BIVALVES							**November 2021**
Oyster/Huître/Ostra	**Live**	60-100 g/pc		**11.40**	12.95 =	**Spain** CIF	Netherlands
Crassostrea gigas		80-95 g/pc		**21.60**	24.55		
Ostrea edulis		95-110		**20.50**	23.30		
		110-130		**17.92**	20.36		
		G2 (100 units)		**82.00**	93.18 =	**France** wholesale	France
		M3 (100 units)		**92.00**	104.55 =		
Mussel/Moule/Mejillón	**Live** - Bottom mussel	Bulk		**2.60**	2.95 =		
Mytilus edulis				**2.20**	2.50 =		Netherlands
Mytilus galloprovincialis	**Live** - Rope	60-80 pc/kg		**2.10**	2.39 =		Spain/Italy
	Live			**4.54**	5.16 +	retail	France
	Vaccum packed	30-40 pc/kg		**1.00**	1.14	**Spain** FOB	Spain/Italy
	Live			**1.40**	1.59 +	wholesale	
	Frozen			**3.00**	3.41 -		
	Live	> 100 pc/kg		**4.20**	4.77	CIF	Netherlands
	Live			**1.55**	1.76 -	**Italy** CPT	Italy
Mytilus chilensis	IQF - shell-off, 7 percent glazing	200-300 pc/kg		**4.05**	4.60 +	CIF	Chile
	Frozen - meat	100-200 pc/kg		**7.00**	7.95 *	CPT	
	Frozen			**5.00**	5.68		
	Mussel meat			2.58	**2.92** +	**Spain** CIF	
	IQF, Half shell			3.46	**3.91** *		
	Whole, vaccum packed			1.82	**2.06** -		
Razor shell/Couteau/	**Fresh**	S		**7.50**	8.52		Ireland
Navajas - *Solenidae*		M		**9.80**	11.14		
		L		**12.15**	13.81		
	Live, depurated	10-12 cm/pc		**3.80**	4.32 =		Netherlands
				5.00	5.68 =	wholesale	Europe
	Live			**5.50**	6.25 =	**France** wholesale	Imported

Fish Species Trade Name	Product Form	Grading	Price per kg As stated	EUR	USD	Reference & Area	Origin
BIVALVES (cont.)							**November 2021**
Great Atlantic scallop/	**Fresh** whole shell, roe-on			**5.60**	6.36 +	**France** wholesale	France
Coquille-St- Jacques/	**Fresh** whole shell, roe-off			**4.30**	4.89 +		
Vieira	**Fresh,** meat, roe-on			**30.00**	34.09 +		Imported
Pecten maximus	**Fresh,** meat, roe-off			**28.50**	32.39 +		
	Frozen, meat, roe-on			**28.00**	31.82 =		
	Frozen, meat, roe-off			**27.50**	31.25 =		
	IQF, whole			**4.10**	4.66 *	**Spain** FOB	
	Frozen, meat, 15 percent glazing			**8.45**	9.60		Spain
	Frozen, meat			**19.80**	22.50	**Italy** CPT	Imported
	Frozen - whole			**4.51**	5.13 *		
	Frozen, half shelf			**9.85**	11.19 +		
Japanese carpet shell/	**Live**			**10.60**	12.05		
Palourde japonaise/				**7.80**	8.86 -	**Spain** wholesale	Spain
Almeja japonesa							
Ruditapes philippinarum							
Atlantic salmon/	**Fresh** - gutted, head-on	2-3 kg/pc		**7.20**	8.18 +	**France** wholesale	Norway
Saumon de l'Atlantique/		3-4		**7.40**	8.41 +		
Salmón del Atlántico		4-5		**7.80**	8.86 +		
Salmo salar		5-6		**7.70**	8.75 +		
		6-7		**7.60**	8.64 +		
		2-3 kg/pc		**7.60**	8.64 +		Scotland
	frozen, wild	2-3		**8.00**	9.09 -		
	Smoked - Fillet, vaccuum reconstituted sides	1-2 kg/pc		**31.00**	35.23 =		
	Fresh - Fillet	3-4 kg/pc		**11.50**	13.07 =		Norway
	Smoked - Fillet, vaccuum reconstituted sides	1-2 kg/pc		**32.00**	36.36 =		
	Fresh - gutted, head-on	1-2 kg/pc	**NOK 45.25**	4.58	5.19 +	**Norway** FOB	
		2-3	**NOK 49.08**	4.97	5.63 +		
		3-4	**NOK 53.33**	5.40	6.12 +		
		4-5	**NOK 54.11**	5.48	6.21 +		
		5-6	**NOK 54.31**	5.50	6.23 -		
		6-7	**NOK 56.36**	5.70	6.46 -		
		7-8	**NOK 58.24**	5.89	6.68 -		
		8-9	**NOK 57.18**	5.79	6.56 -		
		> 9	**NOK 60.31**	6.10	6.92 -		
	Fillet E-trim			12.97	**14.66**	**United States of America** CIF	
	Portions			**9.00**	10.23		
	Fresh	3-4 kg/pc		**9.50**	10.80 =	**Spain** CIF	Scotland
		4-5		**9.50**	10.80 =		
		5-6		**11.10**	12.61 =		
		6-7		**11.10**	12.61 =		
		7-8		**11.10**	12.61 =		
	Fresh fillet			**11.00**	12.50 -	wholesale	Norway
	Smoked fillet			**19.50**	22.16 +		
	Fresh			**6.40**	7.27 =		
	Frozen			**4.50**	5.11 =		
	gutted, head-on	4-5 kg/pc		**5.95**	6.76 =	**Tunisia** CFR	
	IQF - salmon slices			**9.73**	11.06	**Europe** CFR	
	Fresh - salmon cubes 8x8x8			**9.73**	11.06		
	Fresh - Whole - Superior	1-2 kg/pc		**4.42**	5.02 +	**Italy** DDP	
		2-3		**4.85**	5.51 +		
		3-4		**5.61**	6.38 +		
		4-5		**5.77**	6.56 +		
		5-6		**5.84**	6.64 +		
		6-7		**6.09**	6.92 +		
		7-8		**6.36**	7.23 +		
		8-9		**6.83**	7.76 +		
		9-10		**6.29**	7.15 -		
	Fresh	3-4 kg/pc		**9.00**	10.23	**Spain** CIF	Scotland
		4-5		**11.10**	12.61		
		5-6		**11.10**	12.61		
		6-7		**11.10**	12.61		
	Fresh- Whole			**4.86**	5.52	**Italy** DDP	
	IQF portion, 10% glazing	100-150 g/pc		**10.15**	11.53 =		Denmark
	IQF portion			13.47	**15.22**	**United States of America** CIF	United States of America
	Fillets			14.14	**15.98**		Chile

Food and Agriculture Organization of the United Nations

EUROPEAN PRICE REPORT

Fish Species Trade Name	Product Form	Grading	Price per kg As stated	EUR	USD	Reference & Area	Origin
TROUT							**November 2021**
Rainbow trout/	**Fresh**- whole		**6.20**	7.05	=	**France** wholesale	France
Truite arc-en-ciel/	Fillet		**8.20**	9.32	=		
Trucha arco iris	Fillet, **smoked**		**28.00**	31.82	=		
Oncorhynchus mykiss	Whole, gutted, bulk		**12.50**	14.20	-	Retail	
	Fresh - whole		**4.50**	5.11	=	**Spain** wholesale	Spain
	Fresh - fillets		**4.90**	5.57	=		
FRESHWATER FISH							**November 2021**
Arctic char/Omble-chevalier/	**Fresh-** whole		**10.00**	11.36	=	**France** wholesale	Europe
Trucha alpina							
Salvelinus alpinus							
Nile perch/Perche du	Fillet - skinless	300-500 g/pc	4.87	**5.50**		**Europe** CFR	Uganda
Nil/Perca del Nilo	Interleaved, 100% net weight	500-1000	5.71	**6.45**			
Lates niloticus	**Fresh,** whole	2000-4000 g/pc	**5.01**	5.69	+	**Italy** FCA	Tanzania
	Fresh, slice		**6.04**	6.86		CPT	
	Fresh - fillets		**6.69**	7.60	+		
	Fresh - fillets		**9.00**	10.23	-	**Spain** wholesale	
Pike perch/Sandre/	Fillet - skinless, PBI, IWP	500-1000 g/pc	5.71	**6.45**		CFR	
Lucioperca	**Fresh-** whole	Average size	**9.50**	10.80	=	**France** wholesale	Europe
Sander lucioperca	Fillet		**13.20**	15.00	=		
	Fresh- whole	big size	**12.00**	13.64	=		
Nile Tilapia/Tilapia du	Fillet - skinless, IQF, PBO	5-7 oz/pc	3.54	**4.00**		**Spain** CFR	China
Nil/Tilapia del Nilo	Fillet		**4.75**	5.40		**United States of America** CIF	Viet Nam
Oreochromis niloticus							
Black tilapia/Tilapia noit/	Fillet	4-5 oz/pc	4.20	**4.75**			
Tilapia negra							
Oreochromis placidus							
Pangasius	Fillet, thawed		**3.59**	4.08	-	**Italy** CIF	
Pangasius hypophthalmus	**Fresh** - fillets		**5.00**	5.68	=	**Spain** wholesale	
	Frozen, fillet		**2.50**	2.84	=		
NON-TRADITIONAL SPECIES							**November 2021**
Sturgeon/Esturgeon/	Frozen - Whole	1.5-2 kg/pc	**6.50**	7.39	=	**France** CIF	France
Esturione	Gutted	5-7 kg/pc	**7.50**	8.52	=		
Acipenseridae	Fillets	200-300 g/pc	**15.00**	17.05	=		
		800-1000	**15.00**	17.05	=		
A.baeri	**Caviar** (Aquitaine) metal boxes		**1,050**	1,193	=		
European eel/	**Smoked**	Medium	**48.00**	54.55	=	wholesale	Europe
Anguille d'Europe/	**Fresh**		**13.96**	15.86	+	**Italy** CPT	
Anguila europea							
Anguilla anguilla							
Dusky grouper	H&G	3-5 kg/pc	4.82	**5.45**		**Europe** CIF	Yemen
Mérou noir/Mero moreno		> 5	4.82	**5.45**			
Epinephelus marginatus		> 3 kg/pc	4.82	**5.45**			
		5-10 kg/pc	5.13	**5.80**		**Italy** CIF	
	Fresh - whole	1-2 kg/pc	**11.66**	13.25	-	CPT	Senegal
		2-4	**11.53**	13.10	-		
		4-7	**11.51**	13.08	+		
		7-10	**10.00**	11.36	-		
		10-20	**10.00**	11.36	-		
		> 20	**10.00**	11.36	+		
White grouper/	Gutted	1.5-2 kg/pc	4.65	**5.25**		**Spain** CIF	Yemen
Merou blanc/Cherna de ley		2-3	4.65	**5.25**			
Epinephelus aeneus		3-5	4.65	**5.25**			
		5-10	4.65	**5.25**			
		1-2 kg/pc	**10.10**	11.48	-	**Italy** CPT	
		2-4	**10.48**	11.91	-		
Mahi mahi/Dorade/	Gutted, skinless		2.61	**2.95**		**Europe** CIF	Mozambique
Dorado	**Fresh,** whole		**4.76**	5.41	+	**Italy** CPT	Spain
Coryphaena hippurus			**2.65**	3.01		**Spain** FOB	
Common pandora/		125-250 g/pc	**1.17**	1.33	*		Guinea
Pageot commun/ Breca		225-325	**1.68**	1.91	*		
Pagellus erythrinus		300-425	**1.95**	2.22	*		
Blue shark/	H&G, skin-on	< 4 kg/pc	**1.60**	1.82	-		
Peau bleue/Tiburón azul		4-7	**1.60**	1.82	-		
Prionace glauca		7-12	**1.58**	1.80	-		
		12-20	**1.60**	1.82	+		
		> 20	**1.61**	1.83	+		
	H&G, skinless	< 4 kg/pc	**2.15**	2.44	-		
		4-7	**2.15**	2.44	-		
		7-12	**2.10**	2.39	+		
		12-20	**2.10**	2.39	+		
		> 20	**2.11**	2.40	+		

Fish Species Trade Name	Product Form	Grading	Price per kg As stated	EUR	USD	Reference & Area	Origin
NON-TRADITIONAL SPECIES (cont.)							**November 2021**
Mako shark/Taupe bleue		< 10 kg/pc		**3.35**	3.81 +	**Spain** FOB	
Marrajo dientuso		10-30		**4.15**	4.72 -		
Isurus oxyrinchus		30-50		**4.65**	5.28 +		
		50-100		**4.85**	5.51 +		
		> 100		**4.35**	4.94 +		
Black marlin/Makaire noir/	H&G, skin-on	< 80 kg/pc		**4.10**	4.66 +		
Marlin negro		> 80		**4.15**	4.72 +		
Makaira nigricans							
Blue marlin/Makaire bleu/		< 80 kg/pc		**4.10**	4.66 +		
Marlin azul		> 80		**4.15**	4.72 +		
Makaira indica							
Crimson jobfish	Whole, gutted	2- 3 kg/pc		2.83	**3.20**	**France** CIF	Yemen
Colas fil/Panchito hebra		3- 5		3.01	**3.40**		
Pristipomoides filamentosus		5- 10		3.10	**3.50**		
SEABASS/SEABREAM/ MEAGRE							**November 2021**
Seabass/Bar,	**Fresh** - whole	200-300 g/pc		**3.20**	3.64 =	**Greece** FOB	Greece
Loup/Lubina	farmed	300-450		**5.00**	5.68 +		
Dicentrarchus labrax		450-600		**5.30**	6.02 +		
		600-800		**6.20**	7.05 +		
		800-1000		**6.80**	7.73 =		
		> 1000		**8.50**	9.66 =		
		200-300 g/pc		**3.40**	3.86 =	**Italy** CIF	
		300-450		**5.20**	5.91 +		
		450-600		**5.50**	6.25 +		
		600-800		**6.40**	7.27 +		
		800-1000		**7.00**	7.95 =		
		> 1000		**8.70**	9.89 =		
		200-300 g/pc		**3.45**	3.92 =	**France** CIF	
		300-450		**5.25**	5.97 +		
		450-600		**5.55**	6.31 +		
		600-800		**6.45**	7.33 +		
		800-1000		**7.05**	8.01 =		
		> 1000		**8.75**	9.94 =		
		200-300 g/pc		**3.44**	3.91 =	**Spain** CIF	
		300-450		**5.24**	5.95 +		
		450-600		**5.54**	6.30 +		
		600-800		**6.44**	7.32 +		
		800-1000		**7.04**	8.00 =		
		> 1000		**8.74**	9.93 =		
		200-300 g/pc		**3.47**	3.94 =	**Germany** CIF	
		300-450		**5.27**	5.99 +		
		450-600		**5.57**	6.33 +		
		600-800		**6.47**	7.35 +		
		800-1000		**7.07**	8.03 =		
		> 1000		**8.77**	9.97 =		
	Fresh - whole	200-300 g/pc		**3.45**	3.92 =	**Portugal** CIF	
	farmed	300-450		**5.25**	5.97 +		
		450-600		**5.55**	6.31 +		
		600-800		**6.45**	7.33 +		
		800-1000		**7.05**	8.01 =		
		> 1000		**8.75**	9.94 =		
		200-300 g/pc		**3.63**	4.13 =	**UK** CIF	
		300-450		**5.43**	6.17 +		
		450-600		**5.73**	6.51 +		
		600-800		**6.63**	7.53 +		
		800-1000		**7.23**	8.22 =		
		> 1000		**8.93**	10.15 =		
		500-1000 g/pc		**20.70**	23.52	**Spain** CFR	France
		1000-2000		**23.30**	26.48		
		2000-3000		**24.40**	27.73		
		3000-4000		**24.40**	27.73		

Fish Species Trade Name	Product Form	Grading	Price per kg As stated	EUR	USD		Reference & Area	Origin
SEABASS/SEABREAM/ MEAGRE (cont.)								**November 2021**
Seabass/Bar, Loup/Lubina *Dicentrarchus labrax*	**Fresh -** whole - wild, from trawling	800-1000 g/pc		**15.00**	17.05	+	**France** wholesale	France
		1000-2000		**16.50**	18.75	+		
		2000-3000		**17.50**	19.89	+		
	Fresh - whole - wild, from line fishing	1000-2000 g/pc		**18.50**	21.02	-		
		2000-3000		**18.00**	20.45	-		
		> 3000		**26.00**	29.55			
	Fresh - whole - farmed	400-600 g/pc		**6.60**	7.50	=		
		600-800		**8.00**	9.09	=		
		800-1000		**11.50**	13.07	=		
		300-400 g/pc		**5.90**	6.70	+	**Italy** CPT	Croazia
		400-600		**6.12**	6.95	*		
		600-800		**7.42**	8.43	*		
		Large		**10.70**	12.89	=		Italy (Orbetello)
		Medium		**9.40**	11.33	-		
		Small		**7.60**	9.16	=		
	Fresh, wild	500-1000 g/pc		**15.00**	18.07	=	**Spain** CIF	Denmark
		1000-2000		**15.00**	18.07	=		
		2000-3000		**20.80**	25.06	=		
		3000-4000		**23.00**	27.71	=		
	Fresh, wild			**19.00**	22.89	-	wholesale	Europe
	Fresh, farmed			**5.00**	6.02	-		
	Fresh, farmed	200-300 g/pc		**3.37**	3.83	-	**Italy** CIF	Greece
		300-450		**5.11**	5.81	+		
		450-600		**5.69**	6.47	+		
		600-800		**6.37**	7.24	+		
		800-1000		**7.39**	8.40	-		
	Fresh, fillets	70-100 g/pc		**9.00**	10.23			
		100-140		**9.21**	10.47			
		140-180		**9.80**	11.14			
	Fresh - whole	200-300 g/pc		**4.20**	3.98	=		Turkey
		300-400		**5.00**	4.58	=		
		400-600		**5.20**	5.06	=		
		600-800		**6.20**	5.54	+		
		800-1000		**7.20**	6.63	+		
		> 1000		**9.00**	7.23	+		
Gilthead seabream/ Dorade royale/Dorada *Sparus aurata*	farmed	300-450		**4.20**	4.77	=	**Greece** FOB	Greece
		450-600		**4.20**	4.77	=		
		600-800		**4.80**	5.45	=		
		800-1000		**6.50**	7.39	=		
		> 1000		**8.50**	9.66	=		
		300-450		**4.40**	5.00	=	**Italy** CIF	
		450-600		**4.40**	5.00	=		
		600-800		**5.00**	5.68	=		
		800-1000		**6.70**	7.61	=		
		> 1000		**8.70**	9.89	=		
		200-300 g/pc		**9.25**	10.51	=	**France** CIF	
		300-450		**4.45**	5.06	=		
		450-600		**4.45**	5.06	=		
		600-800		**5.05**	5.74	=		
		800-1000		**6.75**	7.67	=		
		> 1000		**8.75**	9.94	=		

Food and Agriculture Organization of the United Nations

EUROPEAN PRICE REPORT

Fish Species Trade Name	Product Form	Grading	Price per kg As stated	EUR	USD	Reference & Area	Origin
SEABASS/SEABREAM/ MEAGRE (cont.)							**November 2021**
Gilthead seabream/ Dorade royale/Dorada *Sparus aurata*	**Fresh** - whole farmed	200-300 g/pc	**9.24**	10.50	=	**Spain** CIF	
		300-450	**4.44**	5.05	=		
		450-600	**4.44**	5.05	=		
		600-800	**5.04**	5.73	=		
		800-1000	**6.74**	7.66	=		
		> 1000	**8.74**	9.93	=		
		200-300 g/pc	**9.27**	10.53	=	**Germany** CIF	
		300-450	**4.47**	5.08	=		
		450-600	**4.47**	5.08	=		
		600-800	**5.07**	5.76	=		
		800-1000	**6.77**	7.69	=		
		> 1000	**8.77**	9.97	=		
		200-300 g/pc	**9.25**	10.51	=	**Portugal** CIF	
		300-450	**4.45**	5.06	=		
		450-600	**4.45**	5.06	=		
		600-800	**5.05**	5.74	=		
		800-1000	**6.75**	7.67	=		
		> 1000	**8.75**	9.94	=		
		200-300 g/pc	**9.43**	10.72	=	**UK** CIF	
		300-450	**4.63**	5.26	=		
		450-600	**4.63**	5.26	=		
		600-800	**5.23**	5.94	=		
		800-1000	**6.93**	7.88	=		
		> 1000	**8.93**	10.15	=		
	Fresh - wild	500-1000 g/pc	**24.40**	27.73		**Spain** CIF	France
		1000-2000	**19.80**	22.50			
		3000-4000	**16.40**	18.64			
	Fresh, wild		**17.00**	20.48	-	wholesale	Europe
	Fresh, farmed		**4.20**	5.06	-		
	Fresh, wild	500-800 g/pc	**14.00**	15.91	+	**France** wholesale	France
		800-1000	**17.50**	19.89	=		EU
		> 1000	**19.50**	22.16	+		France
	Fresh - farmed	300-400	**4.40**	5.00	-		
		400-600	**5.50**	6.25	+		
		600-800	**7.90**	8.98	-		
		800-1000	**8.80**	10.00	-		
		300-400 g/pc	**4.31**	4.90	+	**Italy** CIF	Greece
		200-300 g/pc	**3.79**	4.31			
		300-400	**3.78**	4.30			
		400-600	**3.76**	4.27			
		600-800	**3.80**	4.32			
		800-1000	**4.24**	4.82			
		1000-1500	**7.53**	8.56			
		1500-2000	**9.40**	10.68			
		200-300 g/pc	**3.80**	4.82	-		Turkey
		300-400	**3.90**	4.82			
		400-600	**3.90**	4.82	-		
		600-800	**4.50**	5.42	=		
		800-1000	**6.00**	6.63	=		
		> 1000	**7.00**	8.43	-		
	Fresh - farmed	300-400 g/pc	**5.90**	6.70	+		Croazia
		400-600 g/pc	**6.40**	7.27	+		
		600-800	**7.50**	8.52	+		
	farmed Orbetello	Large	**10.70**	12.16	=	FCA	Italy
		Medium	**9.70**	11.02	=		
		Small	**7.60**	8.64			
White seabream/Sar/Sargo *Diplodus sargus*	**Fresh**		**5.50**	6.25		**Italy** CPT	Senegal
		300-500 g/pc	**11.75**	13.35	+		Spain
		400-600	**7.50**	8.52			
		500-700	**10.40**	11.82	-		
		700-1000	**11.64**	13.23	-		
		1000-2000	**11.57**	13.15	*		
Meagre/Maigre commun/Corvina *Argyrosomus regius*	**Fresh** - Whole farmed	500-1000 g/pc	**4.55**	5.17		**Italy** FCA	Greece
		1000-2000	**4.50**	5.11	-		
		> 2000	**4.25**	4.83	+		
	Fresh- whole, wild	> 1000 g/pc	**9.50**	10.80	=	**France** wholesale	France

Food and Agriculture Organization of the United Nations

EUROPEAN PRICE REPORT

The European Fish Price Report is a monthly GLOBEFISH publication.
This issue was prepared by Helga Josupeit and Felix Dent.

PRICE REFERENCE (INCOTERMS 2010)

CFR	Cost and Freight
CIF	Cost, Insurance and Freight
CIP	Carriage and Insurance Paid To
CPT	Carriage Paid To
DAT	Delivered at Terminal
DAP	Delivered at Place
DDP	Delivered Duty Paid
EXW	Ex Works
FCA	Free Carrier
FAS	Free Alongside Ship
FOB	Free on Board

PRODUCT FORM

C&P	Cooked and Peeled
FAS	Frozen at Sea
H&G	Headed and Gutted
HOG	Head on Gutted (salmon)
IQF	Individually Quick Frozen
IWP	Individually Wrapped Pack
PBI	Pinbone In
PBO	Pinbone Off
PD	Peeled and Deveined
PTO	Peeled Tail On
PUD	Peeled, Undeveined

SYMBOLS

+ Price increased in original currency since last report
- Price decreased in original currency since last report
= Updated but unchanged price
* New insertion
Not updated since last issue

CURRENCY RATES

		US$	EUR
Canada	CAD	1.25	1.42
Hungary	HUF	322.00	364.40
Norway	NOK	8.72	9.88
USA	USD		1.13
EU	EUR	0.88	
Denmark	DKK	6.57	7.44
Russia	RUR	72.72	82.38

Exchange Rates 17.11.2021

GLOBEFISH Price Dashboard FAO

GLOBEFISH is pleased to announce a new information product available on its website: the GLOBEFISH European Price Dashboard. Prices are automatically drawn from various sources along the value chain into a central database and updated once a week. Users can browse prices and analyse trends, as well as search or filter prices according to common or scientific name, species grouping, preservation, origin or market, to mention a few.

GLOBEFISH Market Reports are available from the GLOBEFISH web site: www.fao.org/in-action/globefish

All rights reserved. *No part of FAO/GLOBEFISH European Fish Price Report may be reproduced, stored in a retrieval system, or transmitted in any form or by any means (electronic, mechanical, photocopying or otherwise), without prior permission. Requests for use of this material (including purpose and extent) should be addressed to: GLOBEFISH - Fisheries and Aquaculture Division- Food and Agriculture Organization, Viale delle Terme di Caracalla, 00153 Rome, Italy.*

Food and Agriculture Organization of the United Nations

EUROPEAN PRICE REPORT

GLOBEFISH
Trade and Market Team (NFIMT)
Fisheries and Aquaculture Division
Food and Agriculture Organization of the United Nations
Viale delle Terme di Caracalla
00153 Rome, Italy

globefish@fao.org
www.globefish.org
#FAOfish

GLOBEFISH