Food and Agriculture Organization of the United Nations

Contribution from the Government of Sweden to FAO

Annual report 2022

Contribution from the Government of Sweden to FAO

Annual report 2022

Food and Agriculture Organization of the United Nations
Rome, 2023

REQUIRED CITATION

FAO. 2023. *Contribution from the Government of Sweden to FAO – Annual report 2022.* Rome.

The designations employed and the presentation of material in this information product do not imply the expression of any opinion whatsoever on the part of the Food and Agriculture Organization of the United Nations (FAO) concerning the legal or development status of any country, territory, city or area or of its authorities, or concerning the delimitation of its frontiers or boundaries. Dashed lines on maps represent approximate border lines for which there may not yet be full agreement. The mention of specific companies or products of manufacturers, whether or not these have been patented, does not imply that these have been endorsed or recommended by FAO in preference to others of a similar nature that are not mentioned.

© FAO, 2023

Some rights reserved. This work is made available under the Creative Commons Attribution-NonCommercial-ShareAlike 3.0 IGO licence (CC BY-NC-SA 3.0 IGO; https://creativecommons.org/licenses/by-nc-sa/3.0/igo/legalcode/legalcode).

Under the terms of this licence, this work may be copied, redistributed and adapted for non-commercial purposes, provided that the work is appropriately cited. In any use of this work, there should be no suggestion that FAO endorses any specific organization, products or services. The use of the FAO logo is not permitted. If the work is adapted, then it must be licensed under the same or equivalent Creative Commons licence. If a translation of this work is created, it must include the following disclaimer along with the required citation: "This translation was not created by the Food and Agriculture Organization of the United Nations (FAO). FAO is not responsible for the content or accuracy of this translation. The original English edition shall be the authoritative edition."

Disputes arising under the licence that cannot be settled amicably will be resolved by mediation and arbitration as described in Article 8 of the licence except as otherwise provided herein. The applicable mediation rules will be the mediation rules of the World Intellectual Property Organization http://www.wipo.int/amc/en/mediation/rules and any arbitration will be conducted in accordance with the Arbitration Rules of the United Nations Commission on International Trade Law (UNCITRAL).

Third-party materials. Users wishing to reuse material from this work that is attributed to a third party, such as tables, figures or images, are responsible for determining whether permission is needed for that reuse and for obtaining permission from the copyright holder. The risk of claims resulting from infringement of any third-party-owned component in the work rests solely with the user.

Sales, rights and licensing. FAO information products are available on the FAO website (www.fao.org/publications) and can be purchased through publications-sales@fao.org. Requests for commercial use should be submitted via: www.fao.org/contact-us/licence-request. Queries regarding rights and licensing should be submitted to: copyright@fao.org.

Cover photo: © FAO

Contents

Abbreviations and acronyms vi

Foreword viii

FAO's protection mechanisms 1

Gender equality 3

Sida's 2022 contribution to FAO's SFERA 5

Project reports and reporting period 7

Afghanistan 8

OSRO/AFG/205/SWE | Emergency livelihood assistance to safeguard food security and nutrition and sustain income and local production of the most vulnerable rural families affected by multiple shocks in Afghanistan 8

Burkina Faso 20

OSRO/BKF/209/SWE | Anticipating flood risks by strengthening and protecting the livelihoods of pastoralists in the commune of Djibo 20

OSRO/BKF/210/SWE | Emergency response and support for the diversification of adaptation strategies of agro/pastoralists and internally displaced and host communities affected by the security crisis in the Centre-Nord region of Burkina Faso 27

Colombia 34

OSRO/COL/200/SWE | Emergency assistance for vulnerable Indigenous and Afro-descendant populations in the Department of Chocó in Colombia affected by violent restrictions to their mobility and the impact of floods 35

Global 44

OSRO/GLO/205/SWE | Supporting and promoting the localization agenda for food security and agricultural emergency response and resilience 45

Madagascar 56

OSRO/MAG/200/SWE | Emergency assistance for the rehabilitation of the livelihoods of vulnerable households affected by the prolonged drought and impact of COVID-19 in the districts of Ampanihy and Betioky, region of Atsimo Andrefana in the Grand Sud 57

OSRO/MAG/207/SWE | Emergency response to Malagasy migratory locust resurgence 65

Mali 72

OSRO/MLI/205/SWE | Emergency food production for vulnerable and food-insecure households affected by shocks in the north and centre of Mali 73

OSRO/MLI/209/SWE | Rapid emergency response to protect the livelihoods of pastoral communities affected by the conflict in Ménaka region 85

The Niger 91

OSRO/NER/200/SWE | Improving food security and resilience of communities in Diffa, Tahoua and Tillaberi 92

OSRO/NER/209/SWE | Emergency response in agricultural and livestock livelihoods to the most vulnerable populations affected by food insecurity in the Niger 100

OSRO/NER/211/SWE | Anticipatory actions against high flood, animal and plant health risks in the Maradi region 108

Nigeria 118

OSRO/NIR/202/SWE | Improved production, availability and access to nutritious food for vulnerable IDPs returnees and host communities 119

Somalia 131

OSRO/SOM/206/SWE | Support to the Food Security and Nutrition Analysis Unit (FSNAU) for Somalia 131

OSRO/SOM/207/SWE | Emergency support for vulnerable agricultural livelihoods 137

OSRO/SOM/210/SWE | Emergency multipurpose drought support 145

Sri Lanka 151

OSRO/SRL/200/SWE | Protecting the livelihoods of smallholder farmers to mitigate expected food security impacts of the current economic crisis in Sri Lanka 152

Zimbabwe 160

OSRO/ZIM/039/SWE | Food security and agricultural livelihoods protection through Anticipatory Action in Zimbabwe 160

Abbreviations and acronyms

AAP	accountability to affected people
AA	Anticipatory Action
AIRC	Agricultural Inputs Response Capacity
CADEL	*Comité d'Appui au Développement Local* (the Niger)
CBO	community-based organizations
CERF	Central Emergency Response Fund
CONASUR	National Council for Emergency Relief and Rehabilitation (Burkina Faso)
CPF	Country Programming Framework
CSI	coping strategy index
CSO	civil society organizations
ECHO	European Commission Humanitarian Aid and Civil Protection
FAO	Food and Agriculture Organization of the United Nations
FCS	food consumption score
FEWS NET	Famine Early Warning Systems Network
FFS	Farmer Field School
FSNAU	Food Security and Nutrition Analysis Unit (Somalia)
ha	hectare
HARDO	Humanitarian Action for Relief and Development Organization
HEA	Household Economy Approach
HRP	Humanitarian Response Plan
IDP	internally displaced person
IFVM	National Locust Control Centre in Madagascar
IFRC	International Federation of Red Cross and Red Crescent Societies
IPC	Integrated Food Security Phase Classification
LGA	local government areas
LoA	Letter of Agreement
NGO	non-governmental organization
OCHA	United Nations Office for the Coordination of Humanitarian Affairs
PSEA	protection against sexual exploitation and abuse
rCSI	reduced coping strategy index
RRM	rapid response mechanism
SAFE	Safe Access to Fuel and Energy
SDG	Sustainable Development Goal
SERACOM	Rural Supply and Marketing Service (Burkina Faso)
SFERA	Special Fund for Emergency and Rehabilitation Activities
Sida	Swedish International Development Cooperation Agency
TLU	tropical livestock units
ToT	training of trainers
ULV	ultra-low volume
UN	United Nations
UNHCR	United Nations Refugee Agency
WFP	World Food Programme

© FAO

Foreword

The last four consecutive years saw food insecurity around the world rise to some of its highest levels. In 2022 alone, 258 million people across 58 countries and territories faced acute food insecurity. Conflict has been one of the main drivers, forcing people out of their homes in search of safety, leaving behind their productive assets. Climate extremes likewise continue to ravish crops and pastures, threatening agriculture-based livelihoods and contributing to growing uncertainty. Global socioeconomic shocks, including the COVID-19 pandemic and the war in Ukraine, have also led to soaring input prices, inflation and disrupted supply chains, leaving agrifood systems in a state of protracted precarity.

In 2022, the Government of Sweden, through the Swedish International Development Cooperation Agency (Sida), contributed nearly SEK 141 million (USD 14.5 million)[1] to the Food and Agriculture Organization of the United Nations (FAO). Thanks to this support, FAO implemented 18 projects from 1 January 2022 to 31 May 2023 centred on scaling up agricultural support to communities affected by crises across ten countries, including Afghanistan, Burkina Faso, Colombia, Madagascar, Mali, the Niger, Nigeria, Somalia, Sri Lanka and Zimbabwe.

Through these projects, FAO delivered emergency agricultural assistance to support smallholder farmers and local food production – an integral source of livelihoods for rural communities and a bedrock of global food security. Indeed, rural smallholder farmers act as a foundation for food security in their communities, producing about one-third of the world's food.

FAO reached nearly 93 900 at-risk households (650 000 people), of whom approximately 30 percent were headed by women, with time-critical agricultural assistance. This enabled households to produce more than 22 760 tonnes of fresh crops and vegetables, ensuring their sustained access to food to eat and sell. Livestock support activities, such as restocking, feed distribution and vaccination, likewise contributed significantly to protecting people's assets, improving nutrition, diversifying income and reducing the risk of epidemics.

Moreover, in response to intensifying climate shocks, projects enhanced water management infrastructure to increase water availability and safeguard people's production and assets. For example, in Afghanistan, 80 rehabilitated or constructed water harvesting infrastructures will irrigate over 7 925 hectares (ha) of agricultural land, benefiting nearly 152 000 people and 129 000 livestock. In addition, anticipatory actions helped communities better mitigate the impact of predicted shocks. For example, in the Niger, 2 000 metres (m) of dykes were constructed prior to peak flooding, averting destruction of farmlands and pastures, and ensuring people could secure their production. In Madagascar, a project treated and protected nearly 150 060 ha of land against Malagasy migratory locust, curbing an upsurge just in time to prevent further destruction of valuable crops.

Emergency livelihood assistance to vulnerable communities was also supported through data and analysis and capacity building. For example, in Somalia, the Food Security and Nutrition Analysis Unit carried out timely food security and nutrition assessments that informed more than 170 stakeholders, such as government ministries, as well as humanitarian and development projects. These activities

[1] USD equivalent is based on United Nations operational rate of exchange when funds were received.

greatly contributed to efforts that thwarted famine and promoted longer-term recovery and resilience programming. Additionally, a global project advanced the localization agenda by strengthening the technical, programmatic and operational capacities of local and community-led organizations (such as Dimitra Clubs) across eight countries. Through these efforts, local organizations are better positioned at the forefront of agricultural aid.

Reflecting FAO's recognition of women's unmatched contribution to bolstering food security and nutrition, projects prioritized women's economic and social empowerment. For example, start-up investments to boost women's entrepreneurial efforts and income-generation capacity in Burkina Faso, as well as support to livestock activities in the Niger and Nigeria, advanced women's economic inclusion and independence. Women reported the ability to take a more active and autonomous role in decision-making on how money was spent and were able to participate in more entrepreneurial activities. This effectively increased their capital and savings.

With Sida's continued support, FAO has been able to reach crisis-affected people across the globe, helping to strengthen their resilience and restore their food security in extremely challenging conditions.

We look forward to continuing our work together,

Rein Paulsen
Director, Office of Emergencies and Resilience
Food and Agriculture Organization of the United Nations

FAO's protection mechanisms

A project participant in Sri Lanka stands on his farm. © FAO

FAO is committed to placing accountability to people affected by disaster and conflict at the core of its emergency policy and practice – from preparedness and the onset of an emergency through all phases of the programme cycle. FAO's approach to accountability to affected people (AAP) provides a framework for addressing and integrating issues in emergencies, such as gender equality, the inclusion of vulnerable populations, as well as protection from sexual exploitation and abuse (PSEA). (Read more about FAO's commitment to AAP here).

During the implementation of projects funded by Sida, FAO took great measures to ensure affected populations were engaged and included throughout the project cycle to guarantee an effective and efficient response to their needs. Projects adopted a participatory approach that placed affected people's voices at the centre of project implementation. To achieve this, FAO coordinated affected household identification, needs assessments, capacity building, focus groups and knowledge-sharing meetings with and between government ministries, municipal governments, non-governmental organizations (NGOs), community leaders, village and community assemblies, local and community authorities, project representatives and affected communities. Women were prioritized, and projects adopted a gender-inclusive approach to facilitate their inclusion in government spaces and strengthen both their decision-making power and access to and control over resources. The identification of affected populations considered cross-cutting drivers of vulnerability. For example, projects prioritized women-headed households, displaced people, subgroups within conflict-affected populations, people living with disabilities, children under five years of age, the elderly and pregnant and lactating women. The selection of activities was also done in consultation with affected communities.

To ensure accountability, feedback and complaint mechanisms were established, such as help desks, toll-free hotlines and activity monitoring committees that adequately represented target populations to receive, review and respond to any complaints. Any grievance would be addressed by FAO and implementing partners. FAO trained its partners on its policies regarding PSEA and sexual harassment, and ensured affected populations were aware of how to confidentially route any complaints. Finally, FAO utilized monitoring and evaluation methodologies that encouraged community participation and feedback. Progress and lessons learned from the activities were shared with affected populations and other partner organizations to contribute to expanding good practices and improving responses in the future.

Gender equality

A project participant in Sri Lanka stands among her harvest. © FAO

Gender equality is essential to achieving FAO's mandate of a world free from hunger, malnutrition and poverty. The Organization recognizes that persisting inequalities between women and men are a major obstacle to agricultural and rural development and that eliminating these disparities is essential to building sustainable and inclusive food systems and resilient and peaceful societies.

Beyond being the backbone of rural economies, women make a substantial contribution to food security and nutrition as they continue to be primarily responsible for domestic and care work at household and community levels. Rural women are also often in charge of natural resource management in their roles as farmers, foresters and fisherfolk. Through these practices, women are equipped with a wealth of knowledge that must be harnessed to advance their social and economic inclusion.

In accordance with FAO's policy on gender equality, projects funded by Sida developed plans and strategies to advance women's rights. Cross-cutting social, economic and pandemic-related dynamics were considered in targeting communities to generate inclusive environments and ensure their equal access to opportunities to propel their social advancement and leadership. As a result, nearly 30 percent of the affected households reached were women – a great achievement in contexts where women are routinely excluded.

To ensure gender mainstreaming, FAO and its implementing partners prioritized women's participation in all project phases, employed female staff to reach other women in the most remote areas, and ensured that women were aware of and had access to FAO's accountability system. In addition, FAO trained implementing partners on protection and PSEA. Women were likewise provided the FAO hotline to report in a discrete and confidential manner on any issues linked to sexual

exploitation or gender-based violence. FAO also conducted gender sensitizations to facilitate awareness of inequalities that women face and come up with plans to overcome them.

Thanks to the projects, women were positioned as leaders in their communities, developed new skills that facilitate their economic empowerment, and engaged in activities that strengthened their productive capacity and economic independence. To ensure no gains would be lost, men were also sensitized to facilitate a better understanding of the importance of women's participation and right to work.

Read more about FAO's commitment to gender equality, the reduction of sexual exploitation and gender-based violence and strengthening women's rights around the world.

Sida’s 2022 contribution to FAO’s SFERA

Sida is a regular contributor to FAO’s Special Fund for Emergency and Rehabilitation Activities (SFERA). SFERA is essential to FAO’s continued ability to provide rapid, high-impact emergency assistance to the most vulnerable populations affected by disaster. It enables FAO to lead coordination efforts for a harmonized and effective response in the agriculture, food security and nutrition sectors and contribute to the formulation of response and resilience programmes that address priority needs of affected populations. SFERA plays a critical role in strengthening Country Office operational and preparedness capacities and enables the Organization to carry out its activities in Level 3 emergencies.

SFERA’s programme component

In 2022, Sida's contribution to the SFERA programme component supported responses in Burkina Faso, Colombia, Madagascar, Mali, the Niger, Somalia and Sri Lanka. The results of these projects are detailed in the relevant country sections found in the report below. The SFERA programme component includes the Agricultural Inputs Response Capacity (AIRC) and the AA windows. The AIRC window supports rapid response by channeling funds towards the immediate procurement and delivery of time-critical inputs. The Anticipatory Action (AA) window enables FAO to identify potential threats and act in advance to mitigate the impacts, reduce losses and safeguard livelihoods.

SFERA’s capacity component

Sida also contributed to the capacity component – through the needs assessment and programme development and emergency coordination windows – that supported FAO’s country teams (Table 1) to secure sufficient capacity to respond and ensure coordinated and technically sound actions.

Needs assessment and programme development

This window finances needs assessment and programming missions at the onset of a crisis to ensure that the Organization and its partners obtain appropriate information essential to formulating short-term response programmes and longer-term resilience strategies. Needs assessment missions are carried out in 30 to 40 countries yearly according to the occurrence of disasters.

Emergency coordination

This window permits the rapid deployment of emergency response managers and the reinforcement of existing teams to face a sudden increase in activities or to fill funding gaps over a short period of time. Allotments are also approved to support the set-up of new localized offices as well as provide basic equipment to launch a new operation.

Table 1. Funds received through SFERA capacity component per country

Country	Activity	Funding received (USD)
Chad	Support to Data in Emergencies	56 334
Colombia	Support to Data in Emergencies	29 430
Guatemala	Support to Data in Emergencies	42 047
Haiti	Support to Data in Emergencies	48 007
Sudan	Support to Data in Emergencies	19 368
Moldova	The recruitment of an international emergency coordinator for three months	32 633
Türkiye	To strengthen the capacity of the Country Office for programme development and continue resource mobilization efforts	38 609
Nigeria	To support the implementation of the localization agenda in line with FAO's commitment to the Grand Bargain	31 293
Sri Lanka	Provide immediate surge support, including the initiation of required operational activities and the coordination of technical support and procurement to achieve planned results	11 392
Total*		**309 113**

(*) ***Note:*** The USD 309 113 relates to the expenditures involved in the reported country allotments. The difference between the budget allocated by Sida (USD 308 356) and the excess of reported expenditures is covered by the general income account of the SFERA.

Project reports and reporting period

The following section reports on the achievements of each country at both the programmatic and project levels, demonstrating how projects carried out in the same country worked in synchronicity to realize organizational strategic objectives and country-specific priorities, as well as the outcomes set in the results frameworks.

Reporting period: 1 January 2022– 31 May 2023

Country	FAO reference	Start date	End date
Afghanistan	OSRO/AFG/205/SWE	1 January 2022	31 March 2023
Burkina Faso	OSRO/BKF/209/SWE	1 January 2022	31 March 2023
	OSRO/BKF/210/SWE	1 January 2022	31 December 2022
Colombia	OSRO/COL/200/SWE	1 January 2022	31 March 2023
Global	OSRO/GLO/205/SWE	1 January 2022	30 April 2023
Madagascar	OSRO/MAG/200/SWE	1 January 2022	31 May 2023
	OSRO/MAG/207/SWE	1 January 2022	31 December 2022
Mali	OSRO/MLI/205/SWE	1 January 2022	31 December 2022
	OSRO/MLI/209/SWE	1 January 2022	28 February 2023
Niger	OSRO/NER/200/SWE	1 January 2022	31 December 2022
	OSRO/NER/209/SWE	1 January 2022	31 December 2022
	OSRO/NER/211/SWE	1 January 2022	31 December 2022
Nigeria	OSRO/NIR/202/SWE	1 January 2022	31 December 2022
Somalia	OSRO/SOM/206/SWE	1 January 2022	31 December 2022
	OSRO/SOM/207/SWE	1 January 2022	31 December 2022
	ORSO/SOM/210/SWE	1 January 2022	31 December 2022
Sri Lanka	OSRO/SRL/200/SWE	1 January 2022	31 December 2022
Zimbabwe	OSRO/ZIM/039/SWE	1 January 2022	31 May 2023

Afghanistan

Programmatic overview

FAO project code	Funds provided (SEK)	Funds provided (USD equivalent)	SFERA funding window
OSRO/AFG/205/SWE	SEK 50 million	USD 5 051 100	N/A

The project was designed in accordance with Outcome 4 of the Country Programming Framework (CPF), "Supporting vulnerable farmers for improved food security and nutrition, resilience and emergency response to natural and man-made disasters and climate change" and Output 4.3, "Delivery of emergency responses for farming and livelihoods support". The project also directly contributed to the achievements of Sustainable Development Goals (SDGs) 1 (No Poverty) and 2 (Zero Hunger), as well as supported the FAO Strategic Framework (2022–2031). The project also contributed to the objective of Afghanistan's 2022 Humanitarian Response Plan (HRP) to reach 22.1 million people with emergency assistance.

The project complemented other FAO projects funded by the Governments of New Zealand and Japan, as well as by the Asian Development Bank, Central Emergency Response Fund (CERF), World Bank, United States Agency for International Development (through its Bureau for Humanitarian Assistance), Afghanistan Humanitarian Fund and Multipartner Trust Fund. The following key areas benefited from the complementarity of interventions: (i) geographical targeting and clustering to ensure wider coverage of interventions to fill any gaps regarding a people in need assessment; (ii) vaccination campaigns against lumpy skin disease and linkages to dairy unions apart from the winter wheat planting support campaign; (iii) enhanced efficiency in training of trainers (ToT) interventions by implementing partners; (iv) establishment of shared grievance mechanisms for redressal and accountability; (v) application of uniform COVID-19 safety guidelines; and (vi) leveraging existing delivery systems.

OSRO/AFG/205/SWE | Emergency livelihood assistance to safeguard food security and nutrition, and sustain income and local production of the most vulnerable rural families affected by multiple shocks in Afghanistan

Relevance

Afghanistan is facing an unprecedented humanitarian crisis with a very real risk of systemic collapse and human catastrophe. Worsening drought impacts on crops and livestock, continuing conflict during the summer period, the collapse of many public services and deepening economic crisis since the mid-August 2021 developments continue to have a deep impact on poverty, food insecurity and agricultural livelihoods. The outbreak of COVID-19 compounded these issues, contributing to rising food costs, high rates of unemployment, income losses and a breakdown in food supply chains.

The Integrated Food Security Phase Classification (IPC) analysis of March 2022 indicated that 22.8 million Afghans were experiencing Phases 3 (Crisis) and 4 (Emergency). This represents a 30 percent increase compared to the 14.5 million people facing high acute food insecurity in

2021. Four out of five of these 22.8 million people suffering acute food insecurity resided in rural areas and directly depended on agriculture as their primary source of income and sustenance.

In response, Sida initially granted USD 1 967 535 to provide wheat cultivation, livestock protection and cash-based assistance to 15 875 vulnerable households affected severely by drought and multiple shocks in Afghanistan. In view of the increased humanitarian needs, the project proposal was amended to increase the project budget to USD 5 051 100. The additional funds were used to provide livestock protection assistance to an additional 13 500 vulnerable households. Furthermore, project savings from increased efficiencies were utilized to assist another 10 885 households with livestock protection packages.

The project supported the most vulnerable farmers in seven provinces, namely Badakhshan, Daikundi, Ghor, Herat, Nuristan, Samangan and Zabul, by helping to restore their agricultural livelihood activities and enhance their resilience through the provision of agricultural production packages, such as wheat cultivation and livestock protection packages, as well as through the establishment of critical water infrastructures.

Affected populations targeting and selection

FAO signed Letters of Agreement (LoAs) with four institutional partners to provide emergency packages and training in 19 districts of the seven targeted provinces listed above. All implementing partners were selected through a competitive selection process using FAO's standard selection criteria. That included past performance in similar partnerships with FAO, access and presence in the project area, robust governance and financial management systems, appropriate technical and human resource capacities and performance in the Food Security and Agriculture Cluster in Afghanistan. The selected implementing partners were responsible for mobilizing and selecting communities, beneficiary selection surveys and assessments, the distribution of inputs and provision of technical training to the target beneficiaries. FAO and implementing partners identified 40 260 of the most vulnerable and food-insecure households (318 440 people) and targeted them as direct beneficiaries.

Project vulnerability-based beneficiary selection criteria included:

- Household relied on agriculture for their livelihoods.
- Household lost all or part of last year's crop as a result of flooding, conflict, crop pests or animal disease.
- Household had access to irrigated land.
- Household had no or limited access to seeds and had not received other seed assistance.

To ensure gender mainstreaming, FAO and its implementing partners prioritized the participation of women by: (i) incorporating women in all phases of the project, including the project design phase, beneficiary selection survey and selection committee, input distributions and training activities; (ii) having female staff working to reach other women in the most remote areas of the targeted provinces to ensure their inclusion; and (iii) ensuring that women were aware of and had access to FAO's accountability system. Even though in Afghanistan the majority of households are headed by men, of the total 40 260 households, the project supported 4 516 female-headed households (11.2 percent of the total targeted households).

In addition, FAO integrated households headed by people with disabilities into the beneficiary selection stage and accommodated their needs during input distribution. As a result, the project was able to support 1 811 households headed by people with disabilities.

Community sensitization, PSEA and AAP

Women-headed households were prioritized through the selection criteria to receive assistance. The project also promoted messages related to PSEA, gender-based violence and provided access to complaints and grievance mechanisms.

During the project, community members and village elders from local *shuras* were involved in mobilizing and selecting beneficiaries and distributing inputs to ensure assistance was provided to the most vulnerable and potentially marginalized groups, such as women-headed households and households headed by persons with disabilities. Specific questions on AAP were also included in the third-party monitoring data collection tools, and the findings were shared with FAO in the form of survey reports. Finally, outreach materials were provided to all beneficiaries to inform them on how to register feedback or complaints using Awaaz Afghanistan and FAO complaints and feedback mechanisms.

The FAO Country Office in Afghanistan produced a note on Standard PSEA Communication to Communities, which is used by FAO staff, implementing partners and media while broadcasting FAO public service announcements. All FAO employees have an obligation to report any complaints or reasonable concerns of sexual exploitation and abuse as per the PSEA policy. The Country Office also formulated key PSEA awareness messages, which were shared with beneficiaries during activity implementation, including information on FAO's zero tolerance to sexual exploitation and abuse, as well as reporting mechanisms comprising the PSEA focal points. Additionally, PSEA focal points were members of the PSEA Network in Afghanistan, which is a platform utilized by UN agencies and local and international NGOs to share best practices, tools and PSEA-related information. At the global level, PSEA focal points attend the monthly UN meetings.

FAO also established both reactive and proactive feedback and complaint mechanisms. Reactive mechanisms include eight toll-free lines that are managed by Monitoring, Evaluation, Accountability and Learning Specialists in all eight FAO Regional Offices. Emails and complaint boxes were also set up in distribution centres. In addition, FAO has a partnership with Awaaz Afghanistan's Interagency Call Centre. Proactive feedback mechanisms included focus group discussions, independent post-distribution monitoring, information/help desks, one-on-one sessions during field monitoring and satisfaction surveys. These accountability initiatives performed the role of oversight and power balance between communities and implementing partners. Sensitive complaints, such as fraud, corruption and PSEA could be reported directly to the FAO Representative through a triage process under the Compliance Unit. No complaints were received under this project.

Achievements towards the set objectives and deviations

Outcome: Agricultural livelihoods and near-term resilience strengthened for 40 260 vulnerable households

The project successfully overachieved its set target of 29 375 households by reaching 40 260 households, approximately 318 440 people, through the distribution of inputs to strengthen their agriculture-based livelihoods. Vulnerable and food-insecure smallholder farming and landless labour-based households received season-critical agricultural input packages, including winter wheat cultivation packages, livestock protection packages and cash-based assistance (cash for work and unconditional cash transfers). In addition, 80 small-scale water harvesting infrastructures in seven target provinces of Afghanistan were rehabilitated and constructed. The provision of agricultural inputs enabled households to achieve higher yields, food self-sufficiency and the generation of surpluses for sale, thereby reducing the gap between domestic production and consumption.

Table 2: Total households and people reached disaggregated by gender

Component	Total households	Male-headed	Women-headed	Households headed by people with disabilities (out of total)	Total people	Men	Women
Livestock	31 385	27 721	3 664	1 478	248 387	123 283	125 104
Wheat	2 275	1 907	368	91	18 348	9 037	9 311
Cash for work	6 000	5 986	14	72	47 945	24 078	23 867
Unconditional cash	600	130	470	170	3 760	1 607	2 153
Total	**40 260**	**35 744**	**4 516**	**1 811**	**318 440**	**158 005**	**160 435**

Table 3. Total households reached per location and gender

Season	Region	Province	District	Total households reached	Women-headed households
2022–2023	Northeast	Badakhshan	Arghanj Khwah	3 480	251
			Baharak	1 033	91
	Central Highland	Daikundi	Pato	3 480	577
	North	Samangan	Rohee Doab	5 004	356
			Feroz Nakhcheer	1 024	156
	East	Nuristan	Waygal	3 480	712
			Wama	3 024	1 183
			Parun	1 024	69
	West	Herat	Zerko	3 480	122
			Koh e Zor	1 024	21
	South	Zabul	Arghandab	3 475	362
			Khakar	1 024	16
			Shamalzai	1 024	0
			Mizan	1 024	0
	West	Ghor	Taywara	2 000	40
			Char Sada	2 000	211
			Lal wa Sarjangal	2 000	290
			Passband	1 024	20
			Murghab	636	39
Total				**40 260**	**4 516**

FAO is currently conducting post-distribution monitoring and post-harvest monitoring through an independent, external third-party monitoring service provider to verify the nature of benefits, the level of beneficiary satisfaction, the use of the emergency assistance packages received, feedback on the input distribution processes, and to collect data for calculating the food consumption score (FCS). The results of the post-distribution monitoring and post-harvest monitoring surveys will be provided upon completion in a follow up email/report.

Output 1. 2 275 vulnerable smallholder farming households received winter wheat cultivation package and technical trainings

FAO provided wheat cultivation packages to 2 275 households, of whom 368 women-headed (18 348 people, of whom 9 311 were women) (Table 4). Beneficiary households also participated in specific technical trainings on good agricultural practices for wheat crop cultivation to improve wheat productivity, as well as in COVID-19 awareness and prevention measures. Each household was able to cultivate 0.4 ha (2 *jeribs*) of irrigated land with the assistance package provided.

Table 4. Summary of wheat cultivation package, quantity of inputs and number of households benefited

Type of input	Quantity of input (kg/household)	Number of households	Total quantity distributed (tonnes)
Wheat seeds	50	2 275	113.75
DAP fertilizer	50	2 275	113.75
Urea fertilizer	50	2 275	113.75

Output 2. 31 385 marginal livestock-holding households receive livestock protection package and technical trainings

FAO provided livestock protection packages to 31 385 households, of whom 3 664 headed by women (248 387 people, of whom 125 104 were women). The initial target was 7 000 households. However, in view of the increased humanitarian needs, the project proposal was amended. Additional funds were designated to provide livestock protection assistance to 13 500 vulnerable households. Moreover, the savings from increased project efficiencies were also utilized to assist another 10 885 households, bringing the total number of households that received livestock assistance to 31 385 households.

In total, 6 277 tonnes of concentrated animal feed, 61.5 tonnes of fodder seed, as well as 30 749 litres of deworming vaccines were distributed to the target households in the form of livestock protection packages of various quantities.

Table 5. Summary of livestock protection package, quantity of inputs and number of households benefiting

Number of households	Input type	Quantity of input (kg/household)
20 500	Complete livestock kit	200 kg animal feed; 3 kg fodder seeds; 1 litre deworming medicine; technical training
10 249	Partial livestock kit 1	200 kg animal feed; 1 litre deworming medicine; technical training
636	Partial livestock kit 2	200 kg animal feed and technical training
Total: 31 385		

To complement distributions, all beneficiaries received technical trainings on climate-smart and sustainable livestock management, effective management of livestock health and diseases, and COVID-19 awareness and prevention measures. In addition, households benefited from deworming medicine, which was administrated to 69 752 small and large ruminants (e.g. cattle, goats and sheep) owned by the supported households.

Output 3. 6 600 vulnerable landless labourers/women-headed/marginal landowner households benefit from cash-for-work activities and unconditional cash transfers

Cash was distributed as a one-time transfer to beneficiaries using the direct cash method (cash in envelope) by a financial service provider in the presence of representatives of the implementing partner. The distribution of cash took place at district centres or at previously identified distribution point.

Table 6. Cash modalities and amounts transferred

Modality	Total households reached	Households headed by women	Amount per household in USD	Total amount in USD
Cash for work	6 000	14	100	600 000
Unconditional cash transfers	600	470	100	60 000
Total	**6 600**	**484**	-	**660 000**

Through cash-for-work activities, a total of 80 small-scale water harvesting infrastructures were constructed or rehabilitated. This included the rehabilitation of protection walls, gabion walls, ponds and small water-retaining structures. This helped to rebuild households' assets lost due to drought, improve livelihoods and maximize the capacity to access water or livestock when there are water shortages.

Table 7: Number of infrastructures constructed/rehabilitated per province and district

Province	District	Target infrastructure (number)
Badakhshan	Arghan Khwa	14
Daikundi	Pato	14
Samangan	Rohee Doab	14
Nuristan	Waygal	12
Herat	Zerko	13
Zabul	Arghandab (Zabul)	13
Total		**80**

Impact and sustainability

Impact

FAO and implementing partners worked with communities and beneficiaries to provide them with information on how to sustain their agricultural production and productivity. Technical training on best uses of agricultural inputs (seeds and fertilizer), cultivation methods and irrigation techniques, in addition to best livestock management, feeding and dairy production practices were considered to strengthen local capacity to promote the sustainability and impact of the intervention.

Moreover, the provision of wheat cultivation packages, livestock protection packages and technical training enabled the target households to sustainably meet their food needs and contributed to enhancing the availability of food for their wider communities.

The impact of the interventions will be measured in the following seasons and considered during the post-harvest monitoring survey. The findings of the tangible results will be documented and reported in a follow-up email/report.

Wheat: FAO estimates that with the provided inputs, each beneficiary household was able to cultivate 0.4 ha (2 *jeribs*) and produce 1.2 to 1.4 tonnes of wheat, sufficient to provide a stable supply of wheat and additional income for a family of seven for a year. Moreover, from similar projects in 2022, it was found that beneficiaries harvested an 81.2 percent higher yield cultivation, thanks to planting

certified wheat seeds on irrigated land, compared to non-beneficiaries who cultivated local wheat seeds on irrigated land. A similar outcome is expected.

Livestock: With the provided inputs, FAO estimates that the core breeding stock and main holding size of the beneficiary households will be sustained throughout the lean season. In addition, households will be able to safeguard their productive assets and incomes, as well as have better access to nutritious food sources. From similar projects in 2022, it was found that concentrated animal feed distributed by FAO resulted in quantitative and qualitative improvement in the households' animal production. Overall, 75.4 percent of the households reported that their animal production increased, and similarly 50.8 percent reported that the quality of their animal production improved. Similar outcomes are expected.

Cash-based interventions: FAO estimates that the immediate effect of the cash transfers (USD 100 per household) will increase households' purchasing power and will allow families to cover their most urgent food and non-food needs.

Water infrastructure: FAO estimates that the 80 water-harvesting infrastructures will irrigate 7 927 ha of agricultural land and are anticipated to benefit 151 571 people (21 653 households) and 128 532 livestock in target areas.

In these ways, the project has not only enabled vulnerable households to meet their emergency needs, but also contributed to building their near-term resilience and promoted sustainable income-generating activities.

Sustainability

The project centred on engaging and mobilizing localized actors, farmers and communities, as well as on delivering trainings to those groups. The project involved implementing partners as localized actors and provided capacity building support, which enabled partners' technical staff to properly plan, execute and monitor project interventions in the target villages. Moreover, the project adopted a ToT approach to enhance the capacity of implementing partners, who, in turn, transferred the skills and knowledge to beneficiaries.

The engagement of communities and farmers during the rehabilitation and construction of water-harvesting structures enhanced the sense of ownership at community and household levels. The cash-for-work activities, wherein farmers and communities from the target area were involved in developing local infrastructures, also centred on improving trust towards and ownership of project activities.

Finally, the project introduced good agricultural practices on wheat cultivation and livestock management. These efforts supported increased and sustainable productivity necessary for rural farmers in the context of combating food insecurity, hunger and poverty.

Risk management, lessons learned and project timeliness

Risk management

Banking system: The political upheaval in August 2021 had a negative impact on Afghanistan's banking system. Suppliers and implementing partners faced serious challenges as they were not able to withdraw cash received from FAO. In addition, most suppliers were not keen to receive payments through banks. To overcome this problem, a mechanism called "new cash" was eventually introduced, which enabled UN agencies to run their operations smoothly, such as reimbursing suppliers, contractors and implementing partners. The mechanism allows UN offices in Afghanistan to request cash through the UN Assistance Mission in Afghanistan in alignment with their monthly disbursement plans.

Unavailability of animal feed in local markets: The severe financial crisis and the closure of borders that followed the political transition in August 2021 significantly impacted the import and availability of inputs in the local markets with cascading effects on producers of animal feed. However, as of March 2022, the situation had improved, and FAO was able to make up for the delay by procuring additional quantities of animal feed for distribution to herders and livestock keepers.

The immediate impact of the 24 December 2022 decree: The de facto authorities issued a decree on 24 December 2022 banning Afghan women from working for international and national NGOs. FAO and institutional partners continued to remain agile in a post-decree context, finding alternative working modalities for female staff and local solutions for reaching female beneficiaries. Female-to-female activities, such as beneficiary selection, distribution and trainings, were particularly affected. Although some NGO partners suspended and/or partially suspended their activities initially following the decree, all activities have resumed. FAO continued to advocate for the safe continuation of female institutional partner staff to carry out their work, both at the national level, through the UN Country Team and Humanitarian Country Team, and at the local level by securing exemptions with local authorities to ensure all target beneficiaries, especially women, were reached.

Finally, early snowfall, cold weather and poor road conditions slightly delayed the cash-for-work activities in Samangan province but did not impede implementation.

Lessons learned

Several key lessons were learned throughout the life of the project that contributed to its overall success. The main lesson learned was that regular coordination has a positive impact on project implementation. The project benefited from excellent coordination with local authorities and communities through community mobilization, consultations and meetings. As a result, it improved the identification of beneficiaries, mobilization of target households, and accelerated the input distribution process.

Timeliness

Initially the project was designed to take place over one year (January 2022 to December 2022). Due to the increased humanitarian needs, the project was extended until 31 March 2023.

Saeedullah and his sister inside their single-room house in Wama district, Nuristan province. © FAO

Saeedullah (25) lives in Wama district of Nuristan province with his family under the old ceiling of a small, dark room. Saeedullah is the only male breadwinner of the family, making it hard to cover all their needs on his own.

He was supported by FAO to participate in cash for work – temporary employment to help rebuild critical infrastructure. The introduction of cash flows revitalizes the local economy while the involvement of local communities ensures sustainability of the results.

But after being selected to participate, Saeedullah was in a severe car accident on his way from Nuristan to neighbouring Kunar. He lost both of his legs in the accident.

After this devastating event, the family was not sure where their income would come from. So, his mother, Aziza, decided to work on behalf of her son to support the family. Aziza earned USD 100 (close to AFN 8 530) for 20 days of work for her family.

"We are going to use the money to provide food for the family and cover the children's healthcare. We plan to also spend some money on the livestock to protect them from diseases," Saeedullah said. Link to the full story.

Results assessment framework

Results chain	Indicators	End of project target	Baseline	Result 1	Result 2	Result 3	Total achieved
Impact: Improve the food security and nutrition status of vulnerable smallholder farming and landless labour-based households	Number of households with improved food and nutrition security (up to 7% of households headed by women/elderly/persons with disability)	29 375 households (205 625 people) (Original target: 15 875 households [111 125 people] and amended target: 13 500 households [94 500 people])	0	2 275 households (18 348 people) received wheat cultivation packages	31 385 households (248 387 people) received livestock protection packages	6 600 households (51 705 people) reached through cash for work and unconditional cash transfers	40 260 households (10 885 additional households) (318 440 people), of whom 4 516 women-headed households (11.21%)
Outcome: Agricultural livelihoods and near-term resilience strengthened of 15 875 vulnerable households	Number of vulnerable households with supported livelihoods *(Up to 7% of households headed by women/elderly/ persons with disability*	29 375 households (205 625 people) (Original target: 15 875 households [111 125 people] and amended target: 13 500 households [94 500 people])	0	2 275 households (18 348 people) received wheat cultivation packages.	31 385 households (248 387 people) received livestock protection packages.	6 600 households (51 705 people) received cash for work and unconditional cash transfers.	40 260 households (10 885 additional households) (318 440 people), of whom 4 516 women-headed households (11.21%)

Output 1. 2 275 vulnerable smallholder farming households received winter wheat cultivation packages and technical trainings	Number of vulnerable households receiving winter wheat cultivation packages and technical trainings	2 275 households (15 925 people)	0	2 275 households (18 348 people) received wheat cultivation packages	2 275 households (18 348 people) trained on good agricultural practices		2 275 households (18 348 people), of whom 368 women-headed households (16.17%)
Output 2. 7 000 vulnerable households – mainly marginal livestock-holding households – received livestock protection packages and technical trainings	Number of vulnerable households benefiting from livestock protection packages	20 500 households (143 500 people) (Original target: 7 000 households and amended target: 13 500 households)	0	31 385 households (248 387 people) received livestock protection packages	31 385 households (248 387 people) trained on sustainable livestock management		31 385 households (10 885 additional households) (248 387 people), of whom 3 664 women-headed households (11.67%)
Output 3. 6 600 vulnerable households benefit from cash-for-work activities and unconditional cash transfers	Number of vulnerable households benefiting from cash-for-work activities and unconditional cash transfers	6 000 households (cash for work) (47 945 people) 600 households (unconditional cash transfers) (3 760 people)	0	6 000 households (47 945 people) benefited from cash for work	600 households (3 760 people) benefited from unconditional cash transfers		6 600 households (51 705 people), of whom 484 women-headed households (7.33%)
	Number of local structures repaired/rehabilitated through cash-for-work activities	80 structures	0	80 infrastructures are constructed/rehabilitated.	7 927 ha of land is irrigated (estimated)	21 653 households benefited (estimated)	100%

Burkina Faso

Programmatic overview

FAO project code	Funds provided (SEK)	Funds provided (USD equivalent)	SFERA funding window
OSRO/BKF/209/SWE	3 891 600	400 000	AA
OSRO/BKF/210/SWE	2 918 700	300 000	AIRC
Total	6 810 300	700 000	-

Both Sida-funded projects in Burkina Faso were strategically appropriate and aligned with global and national frameworks. They contributed specifically to strategic objectives aimed at improving peoples' living conditions, as well as CPF 2017–2020 Priority Area 1, "Improve food security, nutrition and resilience of vulnerable populations in the face of climate change", through Output 1.4, "Vulnerable households and their communities have kits that are resilient to climatic hazards and other shocks". In addition, they contributed to the *Plan National de Développement Economique et Social* II: Strategic Axis 3, "Boosting promising sectors for the economy and jobs". They also contributed to the National Rural Sector Programme, Second Generation, Strategic Axis 1 that centres on food security, nutrition and the resilience of vulnerable populations.

These two projects, one of which is an AA project and the other an emergency response project, had activities that were implemented in the same target area of another Sida-funded resilience project, namely OSRO/BKF/801/SWE. By safeguarding agricultural livelihoods from the impact of floods, these projects also protected resilience gains, establishing a strong link between short- and long-term objectives. Through their specific objectives and the nature of their activities, these projects have contributed to ensuring affected populations have the resources they need to recover from the impacts of multiple shocks. In particular, trainings on disaster preparedness to cope with climate hazards will help them maintain their livelihoods and strengthen their resilience. These synergies are aligned to advance the goals of the humanitarian-development-peace nexus.

OSRO/BKF/209/SWE | Anticipating flood risks by strengthening and protecting the livelihoods of pastoralists in the commune of Djibo

Relevance

In February 2022, the local population of Djibo received an ultimatum from unidentified non-state armed groups to leave their homes. As a result, several hundred households and their livestock found themselves in the centre of town with limited mobility and access to food, pasture and water for consumption and irrigation. Supply deliveries to the town were irregular, and communication channels were cut off, creating an unprecedented humanitarian situation where high risks of human and animal mortality would occur if no actions were taken.

The Regional Climate Outlook Forum for Sudano-Sahelian Africa forecasts reported that cumulative rainfall for the period from June to September 2022 was expected to be higher than average throughout the country, compared to the 1991 to 2020 period. The generally wet weather outlook warned of a high risk of flooding, which could result in the loss of crops, harvests, material goods,

livestock and human life in certain exposed localities. Based on experience, the period of greatest flood risk was likely to be between the second half of August and the first dekad of September. A cross-analysis of flood exposure and regional vulnerability (food insecurity, civil insecurity, soil degradation, etc.) indicated that the region's most vulnerable to the risks and consequences of flooding in 2022 would be Nord, Centre-Nord, East, Sahel and Boucle du Mouhoun.

In terms of vulnerability, these five regions were the most insecure, accounting for over 90 percent of internally displaced persons (IDPs) according to the National Council for Emergency Relief and Rehabilitation (CONASUR), and would be home to over three-quarters of the 3.4 million people who would be food-insecure as of June if no actions were taken (*Cadre Harmonisé,* March 2022). Burkina Faso's Sahel region, and specifically the town of Djibo, was one of the localities most likely to be affected. This called for preventive action to protect the population and livestock in this locality in advance of the likely occurrence of floods.

The project was implemented in Djibo, the capital of Soum province in the Sahel region. The majority of the population of Djibo are agropastoralists.

Affected populations targeting and selection

Based on these analyses, FAO identified a window of time from May to the end of July 2022 to implement AA to mitigate the impact of flooding. Project beneficiaries were IDPs (60 percent) and host community members (40 percent). The targeting of IDPs was based on the list provided by CONASUR to the implementing partner, Rural Supply and Marketing Service (SERACOM). The targeting of host community households was carried out on a consensual basis by community leaders under the leadership of SERACOM and under the supervision of decentralized state technical services, including regional and provincial directorates in charge of agriculture, animal resources and humanitarian response.

Beneficiary criteria were as follows:

- IDP: vulnerable internally displaced household whose main livelihood is based on livestock and who have not yet received livelihood protection assistance.
- Host: vulnerable household whose main livelihood is based on livestock and/or with dependent IDP pastoralists.
- General criteria: households with people with disabilities, children and pregnant and/or lactating women.

The targeting process made it possible to select households with the greatest needs.

Community sensitization, PSEA and AAP

The project was implemented in close collaboration with the decentralized departments of the ministries in charge of agriculture, animal resources and humanitarian response. SERACOM was chosen as implementing partner due to its knowledge of the project area, extensive experience and good references in terms of respect for humanitarian principles.

Throughout project implementation, FAO and SERACOM collaborated with local stakeholders, notably community leaders and beneficiaries. Coordination with these stakeholders had a positive impact on

setting up a beneficiary selection committee and targeting beneficiaries, as well as on the establishment of complaints committees. This ensured the participation and inclusion of beneficiaries throughout the project cycle and robust accountability mechanisms. In terms of communication, communities were regularly informed of the implementation of project activities through village assemblies, community leaders, local radio and town criers. Complaints committees were set up with a minimum of at least one women's representative and awareness-raising campaigns on sexual exploitation and abuse were carried out. Supervision of the activities and complaints mechanisms were carried out by SERACOM and agents from the Soum department in charge of humanitarian response. No cases of sexual exploitation and abuse were reported.

A rapid assessment informed beneficiary selection and project implementation. The surveyed households highlighted several needs, particularly in terms of protecting their livelihoods. Beneficiaries' contribution to the implementation of the project was reflected in the choice of project support, the definition of the types of work to be carried out, and the identification of sites and community targeting. Women were at the heart of the project cycle, with around 53 percent of beneficiaries being women. More and more IDP households are headed by women. As a result, women are increasingly taking on a leading role within households in fragile and complex contexts, which underlined their prioritization in this project.

Achievements towards the set objectives and deviations

Outcome: AA has enabled households at risk of flooding to save and protect their livestock

The project contributed to improving the food security and livelihoods of 1 200 vulnerable IDP and host community households (approximately 8 400 people), of whom 634 households were headed by women. The project implemented activities centred around flood preparedness. Awareness-raising activities and discussions focused on livestock and herd management in emergency situations and specifically, how to manage livestock in the event of flooding.

Output 1. Vulnerable households at risk of flooding receive veterinary care to protect their livestock from moisture-sensitive diseases

Trainings on livestock activities were delivered to 1 200 households (direct beneficiaries) and 99 households (indirect beneficiaries) who expressed interest in taking part. Trainings aimed to build people's capacity to better care for their livestock and to be prepared in the event of disaster. The topics covered centred on Livestock Emergency Guidelines and Standards practices, as well as anticipatory actions against flood risks. Trainings took place in three stages:

- ToT: 17 agents (of whom two were women) were trained from SERACOM and the Regional Department of Agriculture, Animal Resources and Fisheries.
- Training of community leaders: 12 community leaders (of whom two were women) were trained and coached so that they could provide trainings.
- Awareness-raising among beneficiaries by community leaders: each community leader, coached by the trainers, ran ten awareness-raising sessions with at least ten beneficiaries per session. A total of 1 299 households (of whom 696 headed by women) participated. Through this strategy, community leaders became focal points for livestock protection in emergency situations and will reach other agropastoral households over time.

Table 8. Participation in awareness sessions

Awareness-raising sites	Men	Women	Total
SERACOM office	56	41	97
Sector 1	64	80	144
Sector 2	114	126	240
Sector 3	123	158	281
Sector 4	115	157	272
Ministry Breeding Department	107	97	204
Basnéré	24	37	61
Total	**603**	**696**	**1 299**

While animal vaccinations were planned, they were not carried out due to the volatile security situation; activities of this nature would likely attract attention and place staff and others in danger. In addition, livestock were no longer in close proximity as they had to be moved in order to cope with food and water deficiencies caused by the ultimatum imposed by non-state armed groups.

Output 2. Beneficiary households receive unconditional and conditional cash transfers to strengthen their food security and nutrition in the face of flood risks

Unconditional cash transfers amounting to a total of USD 137 600 (XOF 82 560 000) were provided to 1 174 beneficiary households through a single instalment. The remaining 26 households did not receive cash transfers as they could not be located after being registered and receiving training. IDP households received USD 120 (XOF 72 000) and host households received USD 107 (XOF 64 000). The transfer amounts by type of beneficiary (IDP and host households) were defined by the Cash Working Group and aligned with the Minimum Expenditure Basket. Due to poor mobile reception in the Djibo area and low literacy rates among beneficiaries, payments were made in cash directly to beneficiaries who presented a valid identification in the presence of a representative of the implementing partner and a representative of the beneficiaries who could certify that the person was the targeted beneficiary.

Of the 1 200 households reached, 1 000 were targeted with and participated in cash-for-work activities, of whom 489 were women. Participants in cash-for-work activities were among the very poor. The income received would support them to help meet their household needs. Each household received a one-time payment of USD 40 (XOF 24 000). Overall, a total of USD 40 000 (XOF 24 million) was disbursed.

The work carried out under this activity involved treating flood-prone areas (adding soil to fill in holes, building bunds to protect buildings adjacent to watercourses or to divide the path of run-off water, etc.) and repairing damage to main roads in Djibo (stabilizing critical sections of road). This will prevent water stagnation, which in turn, prevents the development of parasites harmful to human and animal health. The work involved 11 sites in five sectors of Djibo. These sites were identified and mapped out in conjunction with the Djibo town council. The mayor's office provided participants with small equipment (wheelbarrows, picks, shovels, etc.) and logistics for transporting aggregates to the work sites. Beneficiaries were divided into groups and sites were allocated to each group. Group leaders were identified among the beneficiaries. The implementing partner and the mayor's office

supervised the work, checking the quality and providing technical advice where necessary. A minimum of one daily check was carried out to ensure beneficiary participation.

The work improved the living environment in the town, and also enhanced the food security of beneficiary households. Post-distribution monitoring revealed that most of the cash received was used to purchase food.

Table 9. Cash-based transfers

Planned									
Cash modality	IDP			Host community			Total		
	Men	Women	Total	Men	Women	Total	Men	Women	Total
Unconditional cash	340	380	720	226	254	480	566	634	1 200
Cash for work	315	285	600	196	204	400	511	489	1 000
Actual									
Cash modality	IDP			Host community			Total		
	Men	Women	Total	Men	Women	Total	Men	Women	Total
Unconditional cash	314	380	694	226	254	480	540	634	1 174
Cash for work	315	285	600	196	204	400	511	489	1 000

Output 3. Monitoring, evaluation and communication activities carried out

The implementing partner and the provincial directorate in charge of agriculture and animal resources were involved in monitoring and ensuring the proper execution of activities.

A post-distribution monitoring survey was carried out and included a 10 percent sample of the population, with results relating to all 1 200 households. The cash distribution process went smoothly overall and was greatly appreciated by 97 percent of beneficiaries.

The distribution rate of cash was 97.8 percent, thanks to the well-organized distribution (extensive information, distribution points close to beneficiaries and accessible, short waiting times, etc.). Of the 15 types of expenditures, the highest was the purchase of foodstuffs (18 percent), followed by debt repayments (16 percent), followed by animal purchases (12 percent). Food security indicators in the area have improved thanks to the intervention. The post-distribution monitoring report revealed that 64 percent of households in the project area perceived an improvement in food security and nutrition over the previous three months.

One key recommendation from the post-distribution monitoring report is that greater investment could be made in sensitizing beneficiaries on the importance of the wellbeing of specific groups within the household (children under five, pregnant women, the elderly, women of childbearing age).

Impact and sustainability

Impact

The project had impacts at several levels. Training and awareness-raising on the risks of flooding, the management of livestock in an emergency context, as well as cash-for-work activities have

strengthened the flood and disaster preparedness so people can better cope with any future flood events. In addition, the project gave households the liquidity they needed to purchase items to meet their basic needs. Indeed, the cash distribution period coincided with a restocking of the Djibo market, enabling food stocks to be replenished. An analysis of cash use related to 15 expenditures showed that the highest expenditure was foodstuffs (18 percent).

Work carried out under the cash-for-work scheme has helped to improve the living environment by preventing rainwater stagnation and facilitating drainage, thereby reducing human and animal diseases (malaria, etc.). The repair of potholes on the city's main roads has also helped to improve transport for the population. In terms of linear metres, over 1 500 m of road were repaired.

Sustainability

Community leaders were identified by consensus among beneficiaries and trained as trainers. Their strong involvement, as well as that of the local civil society organization, SERACOM, will contribute to the sustainability of the project's achievements. In terms of community empowerment and taking local needs into account, all cash-for-work activities were carried out by the communities themselves (identification of areas to be treated, nature of the work, planning and execution of the work). This approach ensures greater ownership and contributes to project sustainability.

Risk management, lessons learned and project timeliness

Some difficulties were encountered in the electronic cash payment process due to poor mobile reception (resulting in late arrival of SMS messages), as well as low literacy rates among beneficiaries (difficulty in knowing how to handle mobile phones and read SMS messages). The supervision and close monitoring provided by the partners, as well as the direct cash payments, made it possible to overcome these difficulties.

Actions to anticipate the risk of flooding in Djibo were scheduled for implementation between May and the end of July, before the peak of the risk. Due to access constraints (land blockade, cut-off communications networks, reduced mobility, etc.) linked to the activity of unidentified non-state armed actors in the project area, activities were delayed and effectively implemented between August and September.

For the 2022 rainy season, Djibo recorded no flooding. Rainfall was normal to above average. No flood-related anomalies were reported in the Djibo area during the joint monitoring mission for the July 2022 agropastoral season.

While floods were not recorded during the 2022 rainy season in the project intervention areas, the AA implemented were beneficial for very low-income households. The cash assistance was provided at a time of acute and complex food crisis brought food relief to the affected populations and protected their livelihoods to by preventing loss of assets. While the cash-for-work activities were meant to rehabilitate infrastructure before the peak floods, the work carried out will be nevertheless be useful in the event of future floods. Therefore, even though floods did not occur this time, the implementation of AA in the window of opportunity will have a better protective effect on the beneficiary populations.

Results assessment framework

Results chain	Indicators	End of project target	Baseline	Total achieved
Impact: To protect and save the livelihoods of vulnerable households at risk of flooding through AA.				
Outcome: AA has enabled households exposed to flood risks to save and protect their livestock.				
Output 1. Vulnerable households at risk from flooding receive veterinary care to protect their livestock from moisture-sensitive diseases.	Number of animals vaccinated and dewormed	18 000 animals	0	0
Output 2. Beneficiary households receive unconditional and conditional cash transfers to strengthen their food and nutritional security in the face of flood risks.	Number of households receiving unconditional cash	1 200	0	1 174
	Number of households participating in cash for work	1 000	0	1 000
Output 3. Monitoring, evaluation and communication activities carried out.	Number of households monitored	1 200	0	1 200

OSRO/BKF/210/SWE | Emergency response and support for the diversification of adaptation strategies of agro/pastoralists and internally displaced and host communities affected by the security crisis in the Centre-Nord region of Burkina Faso

Relevance

Despite the progress made over the past two decades, Burkina Faso continues to face numerous development challenges amplified by an unprecedented security and humanitarian crisis. Since the beginning of 2018, the recurrent security crisis in the country has worsened. Like other regions of the country, the Centre-Nord region experienced an upsurge in security threats at the end of 2021. The immediate consequence was the mass displacement of populations who fled as a preventive measure to escape the threat of non-state armed actors. According to data from CONASUR, as of 31 January 2022, the country recorded nearly 1.7 million IDPs, of whom 35.8 percent reside in the Centre-Nord region.[2] In addition, the deterioration of the security situation resulted in reduced access to fields and pastures, theft of livestock, reduction in commercial flows, as well as the destruction of public and community infrastructure. This threatened people's livelihoods in a country in which nearly 80 percent of the population rely on agriculture to survive.

Affected populations targeting and selection

Beneficiaries were targeted based on the official list of displaced persons provided by CONASUR. Moreover, the Household Economy Approach (HEA) targeting methodology based on socioeconomic categorization was employed to identify the most vulnerable among displaced and host populations. Additional criteria were used to consider vulnerable women and people with special needs or living with a disability. In total, the project targeted 1 100 beneficiaries, approximately 95 percent of whom were IDPs and 5 percent were host community members. Of this total, more than 62 percent were women whose inclusion and economic advancement were prioritized through support to income-generating activities and greenhouse vegetable production. During sensitizations, community discussions on gender contributed to a better understanding of the importance of their participation and their right to work.

Targeting was carried out by the implementing partner *Association Vision Action Développement* in collaboration with the Regional Directorate for Humanitarian Action of the Centre-Nord region. Beneficiaries were registered in KoboCollect and CashView. Complaints committees were also set up in each village to ensure the traceability of targeting. The lists were validated at the community level and FAO carried out quality control of the lists before final approval and distribution.

Community sensitization, PSEA and AAP

The FAO Representation in Burkina Faso has made training courses on PSEA mandatory for all of its staff and the staff of implementing partners. In addition, FAO utilized complaints collection and management mechanisms that guarantee the confidentiality and treatment of complaints related to programmes, gender-based violence and sexual abuse. Memorandums of Understanding and

[2] ReliefWeb. 2022. Government of Burkina Faso. Burkina Faso. [Cited 9 July 2023]. https://reliefweb.int/report/burkina-faso/enregistrement-des-personnes-d-plac-es-internes-du-burkina-faso-n-12022-31

contracts signed with partners clearly outlined a zero-tolerance policy for any misconduct, and every opportunity was taken to sensitize implementing partners on the importance of adhering to PSEA.

Three complaints committees were established (two in Boussouma and one in Kaya) to ensure transparency in beneficiary targeting and distributions. Each committee was composed of ten people (of whom four women), totaling 30 people (of whom 12 were women). In addition to these committees, beneficiaries were made aware of FAO contacts in the suboffices or the Representative's Office in the event of a complaint. No complaints were received. Coordination with stakeholders had a positive impact on the formation of the beneficiary selection committee and beneficiary targeting, as well as the formation of complaints committees to ensure beneficiary participation and inclusion throughout the project cycle.

Achievements towards the set objectives and deviations

The project was implemented in Burkina Faso in the Centre-Nord region, Sanmatenga province, more specifically in the towns of Kaya and Boussouma. The implementation was done in close collaboration with the decentralized services of the Ministry of Agriculture and Livestock, the Ministry of Humanitarian Action and the implementing partner *Association Vision Action Développement*. Throughout the implementation of the project, FAO and its implementing partners collaborated with local stakeholders, such as village development councils, community leaders and beneficiaries.

Result: Emergency aid is provided to meet the basic needs of conflict-affected households in the Centre-Nord region of Burkina Faso

The project contributed to improved food security and incomes, as well as the preservation of assets of 1 100 vulnerable internally displaced and host community households, of whom 680 were headed by women (62 percent), approximately 7 700 people. Of this total, there were 1 050 IDP households (95 percent) and 50 host households (5 percent). During the implementation of the project, emphasis was placed on strengthening social cohesion between the communities. Awareness-raising activities and discussions focused on cohabitation between host and displaced communities, gender equality and peaceful conflict management. These messages helped to promote peaceful coexistence.

Table 10. Summary of beneficiaries by municipality

Distribution	Communes				Total
	Kaya		Boussouma		
	Host	IDP	Host	IDP	
Output 1.1. Number of households receiving unconditional emergency cash	0	687	0	313	1 000
Output 1.2. Number of households benefiting from vegetable production greenhouses installed	0	50	0	50	100 (*)
Output 1.3. Number of households receiving cash for income-generating activities (only)	39	21	11	29	100
Total	39	708	11	342	1 100

(*) ***Note:*** Households having benefited from the distribution of unconditional emergency cash were excluded from the beneficiary total to avoid overlap.

Output 1.1. The livelihoods of displaced persons are protected

Under this output, the project distributed a total of USD 160 000 (XOF 88 million) to 1 000 IDP households, of whom 580 were headed by women (58 percent), approximately 7 000 people. Of the 1 000 households, 900 received unconditional cash (only), and the remaining 100 households received unconditional cash and production support for raised-bed farming (the latter described under Output 2). Beneficiaries were registered in KoboCollect and CashView, and each household received USD 160 (XOF 88 000) in a single transfer.

Since the municipalities of the interventions were difficult to access due to insecurity, the cash transfers were made based on lists validated by local NGOs and the technical services of the state. FAO contracted the financial service provider Wizall. To reduce the risk of fraud, each beneficiary provided a telephone number, to which the allotted cash amount was transferred electronically. After receiving an electronic message informing the beneficiary of the transfer to their mobile money account, each beneficiary went to the Wizall distribution point to receive the money in complete discretion, where their identities were confirmed by their national identity card.

The emergency unconditional cash enabled displaced people to preserve their livelihoods and avoid the adoption of negative coping strategies, such as selling off their animals and their harvests. In terms of cash utilization, the highest relative share of expenditure was on income-generating activities (15.6 percent), followed by food purchases (13.8 percent) and animal purchases (12.6 percent). According to the results of post-distribution monitoring, all beneficiaries were satisfied with the cash distribution.

Output 1.2. The productive capacity and diversity of nutrition and food intake of vulnerable displaced people improved

The project constructed two 250 m^2 greenhouses for raised bed, market-oriented gardening. This enabled 100 women-headed households, of the 1 000 households under Output 1, to launch market gardening activities, with 50 women per greenhouse, in the villages of Boussouma and Kaya.

To enhance production, market gardening inputs were distributed. A total of 30 tonnes of organic fertilizer, 600 kg of cucumber seed and 400 kg of tomato seed were distributed to 100 women-headed households, with each woman receiving 300 kg of organic fertilizer, 6 kg of cucumber seed and 4 kg of tomato seed. Production activities have just started, and the women will plant the nurseries and produce together.

Before the greenhouses were set up, 14 female heads of households were trained in market gardening using the ToT approach, with a specific focus on raised-bed gardening and greenhouse production. These women have trained the other 86 women who will work in the greenhouses. The trainings centred on:

- Raised-bed gardening in connection with agricultural entrepreneurship.
- Knowledge of small equipment and consumables of soilless culture.
- Technical itineraries of market gardening according to the soilless approach in the nursery.

All beneficiaries responded positively to the training and expressed appreciation.

Output 1.3. The economic empowerment of displaced women and vulnerable host households is strengthened

A total of USD 18 181 (XOF 10 million) of conditional cash transfers were distributed to 100 women-headed households to support their income-generating activities in sectors such as agriculture (vegetable farming), livestock (poultry, small ruminants), product processing, small trade and weaving, among others. Each beneficiary received in two instalments the total amount of USD 182 (XOF 100 000). The first installment of USD 91 (XOF 50 000) allowed each woman to buy materials for her activities, such as barrels, feeders, pots and water buckets. The second instalment of identical value allowed the purchase of raw materials, such as flour, oil, small livestock and animal feed.

In addition to financial support, women also received training in marketing and management of income-generating micro-projects. A total of 17 women leaders were trained following the ToT model. These women then trained the other 83 women. The trainings centred on the following core themes:

- Module 1: Finding your business idea
- Module 2: Assessing the feasibility of your business idea
- Module 3: Financing your business
- Module 4: Managing your money
- Module 5: Monitoring and evaluating your activity

Impact and sustainability

Impact

According to the results of post-distribution monitoring, the cash assistance was greatly appreciated by beneficiaries. It enabled households, especially women, to play a more active role in decision-making regarding the use of the cash. Indeed, 33 percent of households affirm that women are more autonomous in decision-making on food expenditures, family health (especially children), clothing, and household items (soap, kitchen utensils, etc.). Another 23 percent of households say that cash for women led to their engagement in more activities than usual (income-generating, small business, etc.) and increase their capital (savings, etc.). In addition, 36 percent of cash beneficiaries were able to help people who are not from their household. The analysis showed that for all beneficiary households, the distributions did not cause tension or conflict in the community and that the overall effect of the support was positive for the population of the entire community since it contributed significantly to the improvement of household living conditions (improvement of livelihoods) and social cohesion within the community.

At the date of project closure, raised-bed gardening activities were completed, and the production activities had just started. The construction of two greenhouses for raised-bed gardening are expected to yield positive results. The average yields at the end of the first cucumber production cycle are expected to be 5 tonnes, in addition to 1 tonne of tomatoes for the second cycle. The training made it possible to considerably strengthen the technical level of beneficiaries' knowledge in terms of raised-bed production in greenhouses. This will lend to community knowledge and skill transfer on the long term, as well as contributes to better production and food consumption.

Regular field monitoring of beneficiaries' income-generating activities made it possible to glean their appreciation. They reported that they had improved their income and food security situation. Overall, most women declared having made profits thanks to the start-up capital made available to them. The profits generated were used to purchase food products, condiments, medicines and other basic necessities for the household. Women continue their activities thanks to their working capital, even after the end of the project.

The project's intervention enabled households engaged in income-generating activities to increase their income. The amounts transferred will serve as working capital for the sustainability of income-generating activities. Support for these activities has enabled women to earn income varying between USD 91 (XOF 50 000) and USD 134.4 (XOF 75 000). For the women who did not have an income, they are now able to meet their families' needs.

Sustainability

The establishment of two greenhouses suited for raised-bed gardening will make it possible in the coming years to continue production activities, since the facilities allow multiyear production. More greenhouses will be built throughout the project area and will constitute a form of Farmer Field School (FFS) for the surrounding populations, enabling more people to participate and reap the benefits.

Risk management, lessons learned and project timeliness

Overall, the political instability had an impact on the implementation of project activities, particularly in the choice of locations for the establishment of greenhouses for raised-bed gardening. Fortunately, this instability did not affect the choice of initial sites, and instead only led to a temporary suspension of activities, which caused a minor delay in the implementation of project activities.

Tankoana stands with the loom she purchased thanks to cash support. © FAO

“My name is Tankoano Kampadilemba Zenabou. I am from Partiaga in the province of Tapoa. With frequent eruptions of violence in our village, my husband, children and I were forced to move. We left behind everything and found ourselves in Boala in the province of Namentenga, then in Kaya in the province of Sanmatenga in 2021.

I arrived in Kaya with my family anxious about how we were going to survive. How was I going to house and feed my children? So many questions with uncertain answers.

Thanks to the support of NGOs, we were able to rent a house. But we didn’t want to rely on assistance for too long. I needed help to buy a loom because I know how to weave, and this would help me support my family. I was informed that FAO had a project helping women to develop their capacities.

I received XOF 100 000 in cash and training in business management. With this, I purchased the loom and raw material. Per month I can weave nine loincloths and sell the unit at XOF 7 500. That means my turnover per month is XOF 67 500 – a profit of XOF 18 000. With this I can meet my family's expenses, pay for my children's schooling and hope to expand my business. I am grateful to FAO for supporting us.”

Results assessment framework

Results chain	Indicators	End of project target	Baseline	Total achieved
Impact: To improve the food security, livelihoods and economic resilience of displaced people and vulnerable host households in the Centre-Nord region.				
Outcome: Emergency aid is provided to meet the basic needs of conflict-affected households in the Centre-Nord region of Burkina Faso.				
Output 1. Livelihoods of displaced people are protected	Number of households receiving unconditional emergency cash	1 000	0	1 000
Output 2. The productive capacity and diversity of nutritional/food intakes of vulnerable displaced people are improved	Number of greenhouses installed	2	0	2
Output 3. Economic empowerment of displaced women and vulnerable hosts is enhanced	Number of women who benefited from conditional cash	100	0	100

Colombia

A project participant showcases the eggs laid by his poultry thanks to project support. © FAO

Programmatic overview

FAO project code	Funds provided (SEK)	Funds provided (USD equivalent)	SFERA funding window
OSRO/COL/200/SWE	2 918 700	300 000	AIRC

The project contributed to the reduction of hunger in Indigenous communities in Chocó, which had been affected by armed violence and extreme La Niña phenomena. The recovery of their agricultural livelihoods was successful thanks to the overarching prioritization of risk management, protection and incorporating a differential ethnic approach based on age, gender and ethnicity. The project contributed to Outcome 1.2 of the Municipalities with Territorially Focused Development Programs (*Programas de Desarrollo con Enfoque Territorial*) prioritized by the national Government to improve communities' quality of life through the framework of its roadmap, with a gender and differential approach, and with the support of the UN Country Team as a complement to the efforts of the Government. It likewise contributed to Outcome 3.3, "Government institutions with capacities built and strengthened to implement strategies that promote sustainable consumption and production patterns and the preservation and sustainable use of natural resources." It did so by transferring information to institutional actors on the incorporation of the protection approach, while simultaneously working with victims of armed conflict. Moreover, the project contributed to the

achievement of Outcomes 3.1 of FAO's Strategic Framework in Colombia 2021-2024[3] by contributing to SDGs 1, 2, 5 and 10.[4]

The project contributed to strengthening the humanitarian response in food security and nutrition for participating households in Chocó, in conjunction with a project implemented in partnership between FAO and the United Nations Refugee Agency (UNHCR). The UNJP/COL/149/HCR project made it possible to obtain resources and complement the budget available under the OSRO/COL/200/SWE project to strengthen the implementation of actions to recover the agrifood livelihoods of ethnic peoples displaced and confined by non-state armed actors, with a strong focus on setting up protective environments at the family and community levels.

OSRO/COL/200/SWE | Emergency assistance for vulnerable Indigenous and Afro-descendant populations in the Department of Chocó in Colombia affected by violent restrictions to their mobility and the impact of floods

Relevance

According to the United Nations Office for the Coordination of Humanitarian Affairs (OCHA) Humanitarian Monitor, between January 2022 and March 2023, 304 acts of violence and 41 natural disasters were reported in Chocó, affecting 453 068 people. In the same period in Alto Baudó, Bojayá and Quibdó, 128 acts of armed violence and eight natural disasters were reported, affecting a total of 189 121 people. In addition, the Humanitarian Needs Overview (OCHA, 2022) reported an increase in violent actions in Chocó that led to deteriorations in the livelihoods, food security and health of populations who were predominantly comprised of Indigenous Peoples and Afro-descendant groups. In addition, it highlighted the striking figures in the Baudó subregion, where malnutrition in children under five, maternal mortality and death from other preventable diseases were directly related to the actions of the non-state armed groups. Finally, according to the Food Security Cluster, by the end of 2022 in Alto Baudó, Bojayá and Quibdó, 35 633 people were reported with food security and nutrition needs.

Within this context, the project worked with Indigenous Peoples from the Dobidá, Emberá and Wounaan ethnic groups in Alto Baudó, Bojayá and Quibdó to rapidly recover their agrifood livelihoods. The project incorporated measures to configure protective environments in the face of both anthropogenic threats and armed conflict, while also incorporating the differential ethnic approach.

Affected populations targeting and selection

The project was implemented in Chocó within the municipalities of Alto Baudó, Bojayá and Quibdó. The selection of the participating Indigenous communities was carried out jointly with UNHCR and the Chocó Local Coordination Team. Joint targeting made it possible to identify ethnic groups affected by both violent acts and advanced deterioration of the basic conditions for their survival in their traditional territories. In each community, all households residing in their targeted territory were

[3] *Agencia Presidencial de Cooperación Internacional de Colombia*. 2021. Government of Colombia. Colombia. [Cited 12 July 2023]. https://www.apccolombia.gov.co/quienes-somos/direccion-de-gestion-de-demanda-de-cooperacion-internacional/cooperacion-9

[4] Outcome 3.1: The national Government and territorial entities strengthen their capacities for the acceleration of the 2030 Agenda and the SDGs with the support of the UN Country Team to the Government's efforts.

included as participants, despite the overall threat of violence from non-state armed groups. Priority was given to households headed by women. As a result, the project reached 2 417 people, of whom 1 186 were women, from 473 families in Chocó.

Table 11. People reached by the project

Age groups	Alto Baudó (Emberá Dobidá ethnicity)		Bojayá (Emberá Dobidá ethnicity)		Quibdó (Wounaan ethnicity)		Total		
	Men	Women	Men	Women	Men	Women	Men	Women	Total
0-4 years	229	202	37	39	13	27	279	268	547
5-17 years	255	233	94	94	41	34	390	361	751
18-59 years	294	285	176	198	44	31	514	514	1028
60 years and above	26	25	19	14	3	4	48	43	91
Total	**804**	**745**	**326**	**345**	**101**	**96**	**1 231**	**1 186**	**2 417**

Community sensitization, PSEA and AAP

The project implemented protection measures to ensure the safety of all involved parties. Accountability to the participating ethnic groups were as follows.

- The activities were carried out after consultation with and authorization from the traditional governments, respecting their ethnic belonging and their right to be consulted and heard.
- The participation of women in the project was prioritized, in accordance with FAO's Policy on Gender Equality and in response to their routine exclusion and discrimination within their ethnic groups.
- During project formulation, women, youth and elders were consulted in order to identify and find solutions for their specific needs, while also applying a gender perspective.
- In each community, free, prior and informed consent was utilized, and authorization was requested to enter territories, inform participants about the project and obtain their consent. Once authorized, participants were informed of the scope of the project. Afterwards, the mechanisms for dialogue, communication, programming and logistics for its implementation were agreed upon.
- Translation from Spanish into the native language, often by a traditional authority or Indigenous leader, was carried out, thus guaranteeing that the information reached all participants.
- Project staff were trained in PSEA. Mechanisms were established to report abuse, harassment and exploitation during the implementation of the project. These mechanisms were shared with the participants to facilitate confidential reporting any cases of misconduct. No cases were reported.
- Project participants had frequent access to the project supervisor and territory coordinator to ensure any complaints would be received.

Achievements towards the set objectives and deviations

Overall, the project reached 473 households (of whom 106 headed by women), comprising 2 417 Indigenous Peoples (95 percent of the target) in Chocó. The 473 households were able to recover their agrifood livelihoods through the establishment of 1 387 productive units (904 agricultural units and 473 livestock units). Agricultural and livestock materials and inputs were

delivered with a gender perspective, including some with special characteristics (weight, size, technical specifications) to facilitate their use by women. Distributions were as follows.

The project delivered materials and inputs for the establishment of 904 agricultural units for 431 families and seven community plots. This made it possible to recover the production of plant-based food in a safe environment. The project delivered an extensive number of inputs to support the establishment of these plots and gardens, including basil, bean, cabbage, cassava, cilantro, corn, Chinese potato, cucumber, paprika, pumpkin, spinach and tomato seeds, as well as other local seeds of interest. In addition, tools were distributed, including axes, crowbars, drills, rakes, pruning shears, shovels and wheelbarrows, among others. Equipment was also distributed, and included buckets, manual spray machines, metal mesh, nails, polyethylene tanks, PVC pipes and accessories, staples, zinc tiles and wire, among others.[5] These distributions contributed to the outcomes in Table 12. Moreover, having a safe environment to plant reduced the existing risk of displacement and exposure to armed violence, gender-based violence and the risk of the explosion of mines, ammunition and improvised devises.

In addition, 473 livestock units for 473 families and three community livestock units were established. Of this total, 431 families established family pig farming units and 42 families of the peri-urban settlements of Quibdó established poultry units at the community level. While the original target was 500, some Indigenous families were forcibly displaced from their traditional territory due to acts of violence and did not return during project implementation. For the same reason, it was not possible to identify other families to replace them. At the family level, each family in the municipalities of Alto Baudó and Bojayá received a pig and concentrated feed in sufficient quantity to fatten it to the appropriate age and weight for slaughter in order to supply participants with animal protein. Both male and female pigs were provided under the project so that the communities could autonomously carry out reproduction to increase the sustainability of pig production over time. In addition, in Quibodó, each household received five laying birds and enough concentrated feed for three months of consumption. At the community level, three sheds were established for poultry production, where 700 day-old chicks and the necessary concentrated feed were delivered so they could be fattened and slaughtered. For this purpose, each community was given the necessary materials to build and equip the sheds.

The project also trained 473 participating households to complement their traditional knowledge and produce food safely, reducing risks associated with conflict and climate variability. In the training sessions, women's participation was prioritized. Training centred on:

- New land selection with precautions in the presence of antipersonnel mines and improvised explosive devices.
- Preparation of new, safe land for agriculture, seeking to avoid or minimize negative environmental impacts (cutting down trees, protecting surface water sources, conservation of biodiversity, etc.).
- Selection of crops and varieties that are tolerant or resistant to prevailing environmental conditions (flooding, pests and diseases, contamination from the application of agrochemicals, etc.).
- Production practices and techniques with an agroecological approach, favouring the use of native seeds and those traditionally used by rural communities along with their pest and disease control

[5] Considering the breadth of inputs distributed, a consolidated overview has been provided. Precise distribution amounts for all inputs are available upon request.

practices, production of organic fertilizers and biopesticides, use of allelopathic plants and insect pest repellents, among others.

- Selection and artisan conservation of native seeds, as a mechanism to conserve and preserve territorial food biodiversity.

Capacity building in food handling was also carried out, mainly oriented towards women, incorporating cleanliness practices in food preparation, improving traditional preparations and transferring knowledge in food transformation, conservation and storage with a focus on risk management due to violent events. Each community was also provided a kit of kitchen tools to be used in food preparation for communities. This kit included chopping boards, graters, ladles, knives, pots of different sizes and storage containers, among others, as well as containers to protect family kitchenware (bowls, glasses, plates and utensils) from rodents and insects. Additionally, each family was given glass jars with lids to store food as reserves.

Families were also supported with fuel for chainsaws to cut wood for the construction of family food banks, as well as provided hinges and padlocks for the gates surrounding them. Each of the 473 households built their own seed and food bank, enabling them to safely store their food, especially in emergency situations caused by acts of armed violence.

The distributions and trainings made it possible for participants to produce and consume a variety of vegetables and animal proteins, helping to improve the diversity of their diets and enhance their nutrition, especially for children, adolescents, pregnant and breastfeeding women and the elderly. Boosting self-sufficiency and production likewise helped them to better prepare for shocks resulting from armed violence to safeguard their food security.

During the project, FAO implemented: (i) a strategy for the rapid recovery of agricultural livelihoods tailored to the context of target communities; and (ii) new and innovative technical guidelines for the safety and protection of participating households. The first product made it possible to document lessons and successful experiences in the recovery of livelihoods with an emphasis on protection and provided fundamental inputs for the technical guidelines. The second product has been used to sensitize institutional and organizational actors on the need to incorporate the protection approach in programmes and projects implemented in territories affected by armed violence and to transfer basic technical information towards these ends. Using the second product, a meeting was held with eight government actors, Colombian state entities and civil society organizations (CSOs) in the Department of Chocó. During the meeting, the project results were shared, as well as the conceptual and methodological components outlining the integration of protection mechanisms into agrifood livelihoods recovery to facilitate resilience and protective environments.

Impact and sustainability

Impact

The food supply and food security of the participating households was positively impacted by the project. The established productive units can now safely produce 700 kg of food per year for each family in the case of Alto Baudó, and 488 kg in the peri-urban settlements of Quibdó. Of these production totals, 86 percent is used for family consumption in Alto Baudó and 57 percent in Quibdó. Additionally, income was generated from selling surplus crops and animal products and could be used to purchase other foods and inputs required in subsequent production cycles. The estimated value of

the sale of production is USD 419 per year per family in Alto Baudó and USD 616 per year per family in Quibdó. The total value of the food produced for consumption and sale can reach an annual value of USD 1 109 per year per family in Alto Baudó and USD 1 083 per year per family in Quibdó, which correspond to USD 92 and USD 90 per month, respectively. The monthly income is roughly equivalent to 38 percent of the legal monthly minimum wage in Colombia for the year 2023. The estimated total value of all annual production is USD 523 463.

Table 12. Agricultural production obtained and underway and estimated value of production

Municipality	Activity	Type	Level	Families	Destination	Unit	Annual production per productive unit	Annual production per family	Total annual production of all production units	Unit Price (COP)	Value of total annual production (COP)	Value of total annual production (USD)	Value of total annual production per family (COP)	Value of total annual production per family (USD)
Alto Baudó	Agriculture	Horticultural	Family	431	Consumption	kg	90	90	38 790	3 000	116 370	24.37	270 000	57
		Staple crops		431			400	400	172 400	2 500	431 000	90.28	1 000 000	209
			Community	7			600	10	4 200	2 500	10 500	2.20	24.362	5
	Livestock	Pig	Family	431	Consumption	kg	100	100	43 100	20 000	862 000	180.56	2 000 000	419
				431	Sale	kg	100	100	43 100	20 000	862 000	180.56	2 000 000	419
Subtotal Alto Baudó							**1 290**	**700**	**301 590**	**N/A**	**2 281 870**	**477.98**	**5 294 362**	1 109
Equivalent monthly income per family Alto Baudó (USD)														92
Quibdó	Agriculture	Horticultural	Family	42	Consumption	kg	90	90	3 780	3 000	11 340	2.37	270 000	57
	Livestock	Poultry - egg		42			98	98	4 116	7 143	29 400	6.15	700 014	147
		Poultry - meat	Community	3	Consumption 30%		1 260	90	3 780	14 000	52 920	11.08	1 260 000	264
		Poultry - meat		3	Sale 70%		2 940	210	8 820	14 000	123 480	25.86	2 940 000	616
Subtotal Quibdó							**4 388**	**488**	**20 496**	**N/A**	**217 140 588**	**45.48**	**5 170 014**	**1 083**
Equivalent monthly income per family Quibdó (USD)														90
Total									322 086 kg			523.46		

Sustainability

The lessons learned and successful experiences achieved in the project were documented and used as input in meetings to raise awareness about the work carried out with the participation of eight institutional actors, including representatives of territorial governments. This is expected to bear weight on decisions regarding the allocation of resources and future actions undertaken in territories affected by armed violence. Specific attention was given to risk reduction and how to configure protective environments at the family and communal levels in order to benefit the most vulnerable low-income households.

Risk management, lessons learned and project timeliness

The main risk encountered was the interruption of access to land due to armed violence, which temporarily prevented the timely development of some activities. It was necessary to wait for the violent actions to cease before re-entering the territory and resuming the execution of the project. Another associated risk was the increased presence of local institutions and organizations in Chocó due to this increase in violence during the second quarter of 2022. This was a challenge for the development of the technical guidelines and their dissemination. It was possible to coordinate and carry out these activities in the territory in 2023.

Lessons learned include the following:

- The incorporation of the differential ethnic approach allows for the implementation of more relevant actions that enhance participation and increase results.
- Incorporating the gender approach facilitated and improved the conditions, in which women carry out their traditional production and household care work.
- It is necessary to identify effective mechanisms to link institutional actors to humanitarian actions in the rural sector, as well as to vulnerable ethnic populations.

An Indigenous woman observes the harvest during a training session on a community agricultural plot. © FAO

The Wounaan Indigenous Peoples have lived for centuries on the San Juan River in the Colombian Pacific. However, armed violence has forced some communities to flee their territory. Unable to return, they have wandered in search of safe places to live. This is the situation of 42 families from the Villanueva, Wounaan Phubuur and La Paz settlements, informally established in Quibdó's Barrio Obrero. These families also face other risks. For example, the scarcity of land prevents them from producing food. The non-existence of *werregue* palm around the settlements prevents them from making their handicrafts. But the project has restored a sense of hope among these families, enabling them to produce food under adverse conditions.

Junior Opua Quiro, the Wounaan Leader of the Villanueva Settlement, expressed that, “Many organizations have come and asked, and nothing happens. But FAO came. They came and talked to us and told us that they wanted to help the Wounaan community. We agreed and started working. The technicians came and worked with us one-on-one in the family garden, in food preparation with women, then in the chicken shed. Thanks to that, we have produced food and eaten eggs, meat and vegetables. The children returned to eat and smile. We are grateful to FAO.”

So far, family farms and sheds have allowed families to produce vegetables and eggs. In Quibdó, community sheds have supplied them with animal protein for consumption and sale. With the income generated, they have acquired other foodstuffs and inputs to continue with the next production cycles. Training in food education likewise enabled them to consume food in a healthier and more diverse way. Thanks to the project, the three settlements now have alternatives to feed themselves and generate income, which has had a positive impact on their food security and nutrition.

Results assessment framework

Results chain	Indicators	End of project target	Baseline	Total achieved
Impact: Local and national authorities, Indigenous and Afro-descendant communities affected and at risk by the armed conflict adopt strategies to protect their livelihoods in complex contexts and in the face of extreme weather events.	Number of ethnic communities with permanent food production in complex contexts	8	0	10
	Number of Indigenous communities that integrate protection measures in the development of essential agricultural activities for their food security	8	0	10
Output 1. Strategies for the rapid recovery of agricultural livelihoods with a focus on protection, risk management, gender and ethnicity are implemented with vulnerable populations affected and at-risk by the armed conflict and climate-related disasters in Chocó.	Number of families receiving emergency agricultural inputs for food production in safe areas	500 At least 50% (250) headed by women	0	473 95% (106 headed by women)
	Number of families that regain the ability to produce their own food in safe areas	450 households (90%)	0	473
	Number of communities implementing measures on seed and food banks	9	0	10
	Number of initiatives implemented to strengthen the participation of women under conditions of equality and of the generational change of ancestral knowledge in the framework of the implementation of the project	2	0	4
	Strategy for the rapid recovery of agricultural livelihoods tailored to the context of target communities	1	0	1
Output 2. Technical guidelines are designed and transferred to institutional, humanitarian and civil society actors for the implementation of actions for the rapid recovery of vulnerable populations' agricultural livelihoods, with a focus on protection, risk management, gender and ethnicity	Technical guidelines designed	1	0	1
	Number of institutions and humanitarian and CSOs trained in the implementation of actions for the rapid recovery of the agricultural livelihoods of vulnerable populations with a focus on protection, disaster risk management, gender and ethnicity	8	0	8

Global

Participants hold their certificates for completing a workshop on operating in hard-to-reach areas of Somalia. © FAO

Programmatic overview

FAO project code	Funds provided (SEK)	Funds provided (USD equivalent)	SFERA funding window
OSRO/GLO/205/SWE	5 million	513 927	AIRC

Under the broader context of humanitarian system reform, both FAO and the Government of Sweden, as part of the signatories of the Grand Bargain, committed to engaging local and national responders in a spirit of partnership with the aim of reinforcing local and national capacities. In FAO's Strategic Framework 2022-2031, transformative partnerships with CSOs, especially at the grassroots level, is essential to achieving food security. A recent evaluation on FAO's contributions to the humanitarian-development-peace nexus articulated the need and potential for FAO to strengthen support to localization efforts.

Through the project, FAO systematically worked to strengthen the capacities of local and national actors to play a frontline role in humanitarian assistance in order to reverse a rapid increase in the number of people experiencing severe food insecurity. To this end, FAO promoted the centrality of agriculture in humanitarian action as an effective and tested way to reduce both the immediate consequences and underlying causes of crises, while working towards the goals of the localization agenda.

At country level, the project promoted and supported a shift in focus with community-based and community-led organizations, so they can play an active partnership role and become frontline

decision-makers and responders. This further supported their capacity to design, manage and coordinate emergency and resilience activities according to local needs and priorities.

At global level, the project worked to reinforce FAO's coordination and collaboration with existing and new implementing partners. In particular, FAO worked with local and national actors who deliver on FAO's behalf at the global level. Ultimately, the project contributed to the Grand Bargain localization commitment to return local and national actors to the centre of the humanitarian system with a greater role in humanitarian response and resilience building. FAO complemented project activities through additional funding from SFERA.

OSRO/GLO/205/SWE | Supporting and promoting the localization agenda for food security and agricultural emergency response and resilience

Relevance

FAO is committed to and prioritizes the localization agenda, which acts as a foundation for agriculture-based emergency and resilience programming. Through this project, FAO sought to strengthen its role and contributions to the Grand Bargain by supporting innovative partnerships at the grassroots level. This includes subnational-level technical institutions and CSOs, such as community-based and community-led organizations.

To achieve this, two pathways were promoted: (i) expanding and reinforcing the humanitarian networks operating in agriculture-based emergency and resilience programming, and (ii) capacity building and exchange with local actors in humanitarian settings. Both pathways centre on strengthening and broadening local actor's potential by supporting them in defining and delivering risk-informed humanitarian responses. The planned result was that local organizations will have more capacity to reduce disaster risk, which contributes to greater protection against shocks, as well as strengthens resilience in countries experiencing food crises.

Affected populations targeting and selection

The project targeted FAO's local and national partners and was piloted in eight countries: Bangladesh, Burkina Faso, the Democratic Republic of the Congo, Mali, the Niger, Nigeria, Somalia and South Sudan. The pilot operated in a way that granted each country the freedom and flexibility to adopt different entry points to work with local and national partners based on the context, country-specific strategic priorities and the diversity of the agrifood system actors.

At **global level**, countries were targeted based on the following three selection criteria:

- Level of need: higher numbers of people in IPC Phase 3 and above.
- Strategic considerations and complementarities:
  - Countries should have ongoing funding from the Governments of Sweden or the United States of America;
  - the Food Security Cluster should be active;
  - the country has an HRP and refugee plan; and
  - the country has availability of country-based pooled funds.

- Instrumental: presence of pre-established community-based organizations (CBOs), coupled with a strong drive and funding to establish new ones. Local and national actors have solid due diligence.
- Countries apply community-led and gender transformative approaches that aim to enhance community empowerment and amplify women's agency, participation and voices in decision-making processes. For example, in the Sahel countries and the Democratic Republic of the Congo, presence and operation of Dimitra Clubs served as criteria. In other countries, FFS were prioritized. Both are FAO approaches that improve social mobilization, livelihoods, inclusion and cohesion at the community level.

At **country level**, partners were selected according to country priorities and included CSOs, CBOs and subnational-level technical government institutions, among others.

Bangladesh: a stakeholder assessment and capacity gap analysis were conducted in Chittagong Hill Tracts and Cox's Bazar, and on that basis, organizations were selected. These included non-governmental and government organizations, farmer groups, aggregation centres and nursery association members.

Burkina Faso and **the Democratic Republic of the Congo:** due diligence data collected prior to the project was used to identify and select national NGOs to participate in capacity strengthening exercises.

Mali: the project worked in areas where there are strong Dimitra Clubs and with rural communities targeted by FAO interventions to comprise them.

Niger: The criteria was informed by the national *Cadre Harmonisé* workshop. Local organizations, including national NGOs and CBOs, were selected based on: (i) the degree of civil and food insecurity in their areas of operation; (ii) barriers linked to information provision; and (iii) their (in)ability to operate in hard-to-reach areas. This final criterion enabled FAO to support organizations in improving their coverage and provision of assistance in those areas, especially for NGOs.

Nigeria: the project targeted local and national actors that operated within FAO's mandated areas. Partners were selected based on their provision of emergency response in hard-to-reach areas across the three northeast states of Borno, Adamawa and Yobe, and well as the implementation of cross-cutting themes in agricultural responses, including crops, livestock, agribusiness, and Safe Access to Fuel and Energy (SAFE).

Somalia: FAO worked with local stakeholders, including State and local governments, the Somali NGO consortium, community leaders, networks of marginalized groups, and women and youth activists/leaders. These groups supported the identification and selection of local CSOs. The criteria used included: (i) organizations operating in hard-to-reach areas; (ii) CSOs led by women, youth, discriminated against, marginalized, minority clans and disabled groups; and (iii) other vulnerable groups working in humanitarian response and disaster risk reduction, social protection, resilient livelihoods, natural resource management and peacebuilding.

South Sudan: Each head of FAO field offices from the selected states, which had communities experiencing IPC Phase 3 and above, selected local and national actors who were actively involved in implementing disaster risk reduction, agriculture, food security, nutrition and resilience programming, with special consideration given to women-led organizations.

Community sensitization, PSEA and AAP

In terms of accountability, different sensitizations were held to ensure good practices. For example, in **the Niger,** training sessions were conducted, wherein participants were sensitized on compliance with the FAO Code of Ethical Conduct, PSEA, fraud and liabilities. In **Nigeria**, in all the capacity development workshops – both on community-based approaches and organizational capacity strengthening – topics included the promotion of gender equality, challenging traditional gender roles, promoting mutual respect, emphasizing the value of diversity and inclusion, and addressing harmful attitudes and behaviours that contribute to violence, such as sexism, misogyny and discrimination.

In **Burkina Faso**, during a capacity development workshop, the participants were sensitized on humanitarian principles, centrality of protection and AAP during the implementation of humanitarian interventions. In **Bangladesh**, FAO organized two training sessions for government officials and NGOs on PSEA and AAP mechanisms. Core PSEA principles and sexual exploitation and abuse complaints referral mechanisms were discussed. In the AAP session, key pillars of accountability in humanitarian response and the tools for ensuring a complaint and feedback mechanism were discussed.

Achievements towards the set objectives and deviations

Consultations were conducted at the decentralized level, involving regional and country offices, as well as at headquarters to collect feedback on project design. This enabled FAO to harmonize a vision and devise an implementation strategy. A project launch was organized at global level, involving more than 70 participants and including FAO's Country Offices, partners, donors and technical divisions, among others.

Result 1. Capacity gaps and learning needs identified

Under this result, all countries conducted evidence-based capacity assessments (institutional, programmatic, technical, operational and financial) and identified learning gaps within local and national NGOs. Others used the due diligence exercise already conducted with implementing partners before the start of the project to identify needs. Following the assessments, countries defined capacity development plans for local actors and formulated localization strategies.

Capacity needs were mainly identified in the following areas and trainings under Result 2 were provided on these topics.

- **Technical:** community-based participatory approaches; natural resource management; community-led approaches (Dimitra Clubs) and FFS; localization agenda; resource mobilization; stakeholder analysis and engagement; protection mainstreaming in food security; gender mainstreaming; PSEA; rural women and access to land; gender-based violence; and crop and vegetable production; among others.
- **Programmatic:** project design, development and implementation; project cycle management; monitoring, evaluation, accountability and learning; results-based management; data analysis; and partnerships management.
- **Operational and financial:** financial literacy and management; technical and financial reporting skills; and human resources.

Table 13 highlights the main actors and capacity needs identified per country.

Table 13. Needs identified per country and type of organization

Countries	Actors	Needs identified
Bangladesh	CSOs, CBOs and aggregation centres	Project management; innovative approaches to resource management; climate action and hazard management; organizational development; emergency response; AAP and PSEA; landslide emergency search and rescue for cyclone preparedness programme volunteers; agricultural hazard and vulnerability mapping tools for better planning training
Burkina Faso	CSOs	Humanitarian project management, FFS, capacity development, resilience measurement
Democratic Republic of the Congo	CSOs, CBOs	PSEA, gender mainstreaming, project implementation, prevention of fraud and corruption, accountability, feedback mechanisms, reporting
Mali	Food Security Cluster, CBOs	Humanitarian needs assessment and nutrition; best practices through CBOs
Niger	National early warning system	Early warning data collection in hard-to-reach areas, data analysis and production of early warning bulletins
Nigeria	CSOs	Resource mobilization, gender-responsive programming, stakeholder engagement, financial management, community-based partners and associations (FFS and Village Savings and Loan Associations)
Somalia	CSOs, CBOs	Project planning/project design, financial planning, project implementation and project performance management; grant management and resource mobilization; conflict-sensitive and programme-clinic approaches
South Sudan	CSOs, CBOs	Crop and vegetable production, animal health production and management practices, principles of cooperatives, natural resource management, human resource, financial management and reporting, advocacy, gender mainstreaming and monitoring, evaluation, accountability and learning

Result 2. The capacities of the actors strengthened through coaching and peer-to-peer learning

The capacity needs assessments, outlined under Result 1, were conducted with the entities covered by the project (national NGO staff and line ministries) in the pilot countries. The results informed the set of trainings/capacity exchange forums organized, as reported in the results assessment framework below.

A rapid assessment of partners' awareness, knowledge and attitudes on the localization agenda was conducted at the end of the project (March 2023) at the global level through an "outcome measurement questionnaire". A total of 87 respondents participated and the results are as follows.

A total of 69 percent of respondents participated in either one consultation, exchange, learning event or training organized by FAO to strengthen programmatic, technical or operational capacities. Regularity, information sharing and inclusion were identified as areas of improvement for capacity

strengthening events. Of all people who participated in FAO's capacity development trainings, 63 percent reported that the activity or event was technical. Another 25 percent of the respondents reported that the focus of the capacity building activity or event they attended was programmatic. The remaining 12 percent of respondents reported that their capacity development event or activity was operational.

At the end of trainings, 93 percent of all those who directly received some capacity building or training from FAO felt that it was useful.

In addition, FAO's collaboration with its partners was assessed, with 94 percent of respondents reporting satisfaction (satisfied, mostly satisfied and very satisfied) with the collaboration. The respondents identified three key areas of partnerships that worked particularly well. These include reaching vulnerable populations, capacity building and joint monitoring.

Following capacity building, most countries could only address a small proportion of the issues identified. The diversity of needs, coupled with the need to provide capacity building over time, requires a longer coaching time sufficient for partners to overcome other challenges. To provide additional support, FAO complemented the activities funded by Sida through additional funding from SFERA and other resource partners.

Result 3. Improving in-house tools, resources, mechanisms and knowledge management to enable localization

At global level, the following activities were conducted.

1. Strategic positioning and partnership

FAO is supporting global-level advocacy on localization by actively participating in global interagency forums and taskforces to collect and share experiences and good practices, which centre on participation, representation and leadership of local actors in humanitarian coordination mechanisms. FAO is also providing support in preparation for the Global Refugee Forum with UNHCR. In addition, FAO's partnership with the International Federation of Red Cross and Red Crescent Societies (IFRC) has been activated in priority countries with high humanitarian needs (Burkina Faso, the Democratic Republic of the Congo, Ethiopia, Kenya, the Niger, Mali, and potentially Chad and Uganda). At the heart of the partnership with IFRC is the localization agenda, serving the last mile and capacity strengthening of national societies in food security programming.

2. FAO enrolment to the UN Partnership Portal

FAO joined the UN Partner Portal with support from the project, which paid the onboarding fees. The UN Partner Portal is a platform shared by participating UN agencies for CSOs to engage with in partnership opportunities. Twelve countries have been selected for the pilot phase, of which four countries were a part of this Sida-funded pilot project. They include Burkina Faso, the Democratic Republic of the Congo, the Niger and Somalia. The partnership portal will be rolled out in these countries to improve the efficiency and effectiveness of partnerships, reduce the cost of selection and improve partnership choices. The first batch of trainings on the portal will be conducted by the UN International Computing Centre.

3. Increasing the voice of local actors in the humanitarian coordination mechanism

Advocacy sessions were held during the global Food Security Cluster partner meeting with the World Food Programme (WFP) and cluster coordinators. This resulted in the inclusion of localization as one of the main pillars in the 2023-2025 global Food Security Cluster strategy and was reflected in the workplan of national food security clusters. The strategy aims to address the main barriers preventing local actors from full participation in the humanitarian coordination system. It seeks to support access to humanitarian funding for local partners, as well as facilitate their participation, representation and leadership in key decision-making bodies. In addition, the strategy supports both technical and institutional capacity needs to increase their viability and visibility.

Promoting community engagement and women's empowerment

The project promoted the scale up of community-based approaches with particular emphasis on improving the understanding of those that are successfully used by FAO, such as Dimitra Clubs, FFS and Village Savings and Loan Associations. This contributed to a stronger understanding of the potential these approaches have in bolstering localization, as well as improve how they are promoted and scaled up. Towards these ends, the project carried out the following:

- Two virtual consultations and brainstorming meetings were organized (in French and English) with relevant Country Offices. This facilitated an exchange and a common understanding concerning the types of community-based approaches that can be used in project activities.
- One multicountry workshop was organized in the Niger, with the participation of other Country Offices (Burkina Faso, the Democratic Republic of the Congo, Mali and Nigeria). The workshop focused on Dimitra Clubs and, in particular, on community engagement that underpins community empowerment and gender transformative approaches.
- One single-country workshop was organized in Burkina Faso for a participatory multistakeholder validation of the localization strategy.
- A learning, exchange and design workshop will be organized in Nairobi, Kenya in September 2023. The workshop will include the Anglophone countries covered by this Sida project, as well as the countries that are starting the implementation of the joint FAO-IFRC partnerships for localization and the last mile. The purpose of the workshop is to exchange lessons learned, inform thinking on community-led organizations (through field visits), discuss future workplans and consolidate the overarching FAO localization strategy components, which are based on the country-level strategies.
- In Nigeria and countries in East Africa, adoption and roll out of Dimitra Clubs has been decided and will be implemented in future projects.

These activities led to an enhancement in understanding of community-based approaches and cross-fertilization between countries, as well as an increased level of interest to scale up and replicate community-based approaches in other countries.

Impact and sustainability

The outcome measurement questionnaire was conducted in March 2023 to assess the level of achievement of the project objectives. The results show that local partners, including CSOs, subnational level technical institutions, agricultural extension agents and local authorities, have improved their capacities in implementing AA and responding to humanitarian crises. The

respondents (total 87) of the questionnaire selected three key areas that reflect the impact of the project.

A total of 78.1 percent of the respondents acknowledged that support from FAO ensured that their activities were implemented successfully. FAO achieved this through:

- Continuous communication.
- Provision of technical support to build institutional capacity (i.e. quality of leadership, systems, resources and personnel). This was achieved through visits to partner offices, training (staff and communities), access to FAO tools and support in the development of training curricula and materials, among others.
- Upholding FAO core values, which served as a strong foundation for shaping and guiding decision-making and the interaction and partnership with implementing partners.
- The values mentioned by the partners included professionalism, transparency, consideration of partner opinions before making decisions, respect of partner workplans or schedules of activities, timeliness in approval of reports and general respect and support of partner strengths, such as knowledge of local context.

In addition, 12.5 percent of the respondents acknowledged that FAO established a shared measurement mechanism. FAO achieved this by holding joint monitoring missions with the implementing partner, engaging in close technical monitoring of field activities with the project coordinators and conducting success story assessments and midterm evaluations. This has been identified as an area for future improvement.

The remaining 9.4 percent of respondents mentioned that FAO was clear in spelling out the objectives, targets and technical specifications of the project. This was achieved through stakeholder engagement meetings and forums; organizing partner onboarding workshops and other orientation techniques; and partner engagement throughout the project cycle. To continue improvements to the localization agenda and sustain project impacts, local and national actors identified the areas that require further operational or programmatic capacities from FAO to implement quality humanitarian and resilience building interventions. FAO will continue the support on areas related to those identified in the assessments above, with particular focus on operations, finances and programme management.

At global level, the project supported the definition and framework for localization and the improvement of partnerships and corporate instruments. It also articulated different areas at the corporate level that contribute to advancing localization efforts. One of the lessons and follow-up actions derived from the project is that country teams will develop localization strategies/frameworks for their respective programmes that will have a duration of three to four years. These strategic frameworks will support country teams in integrating resource mobilization for localization activities, as well as using short-term humanitarian funding to contribute to a greater composite outcome of strengthening the capacities, leadership and decision-making roles of local and national actors.

Risk management, lessons learned and project timeliness

The project was granted a four-month no-cost extension. The inception phase and assessment of capacity gaps of local and national actors took longer than planned. In addition, the security conditions in some countries caused major delays in delivering the activities and the delayed arrival of

the funds by three months caused a late start to effectively starting field activities. Finally, due to conservative social norms, female participation in different training sessions was quite low. Therefore, a separate training session was organized for the local partners to support gender mainstreaming in humanitarian interventions.

Risks

Some of the common risks encountered and overcome during implementation include:

- Conflict and insecurity.
- Poor road infrastructure due to heavy rains, delaying data collection.
- Political instability and interference.

The above-mentioned risks caused a delay in project implementation. In areas with risks and insecurity, there was an entry ban and workshops were not allowed. Therefore countries (such as Bangladesh) needed to adapt to the change and choose another location or re-design the activities. In Somalia, risk management measures for inaccessibility included engaging government representatives at state and district levels to facilitate access in hard-to-reach areas, as well as engaging local community and religious leaders in project implementation. For political instability and interference, consensus building on project objectives at the inception phase was key to overcoming these risks. Ensuring government leadership and involvement throughout project implementation was also key to the project's success.

Results assessment framework

Results chain	Indicators	End of project target	Baseline	Result 1	Result 2	Result 3	Total achieved
Impact: Reinforce FAO's coordination and collaboration with already existing and new implementing partners, mainly national institutions and NGOs who are delivering on FAO's behalf.							
Outcome: Improved capacities of local partners to take the lead in implementing AA, responding to humanitarian crises in food security and agriculture and promoting resilient livelihood gains. Disaster risk reduction capacity is strengthened in selected countries and evidence-based and contextually relevant knowledge on localization is managed, packaged and disseminated with different types of audiences and actors.	Percentage of implementing partners who report increased awareness and knowledge on the localization agenda to deliver quality humanitarian and resilience-building interventions, after learning events/exchange under the project	80%	45%	The capacity gaps and learning needs of partners identified	The capacities of the actors strengthened through coaching and peer-to-peer learning	Community-based approaches scaled up	90%
	Percentage of implementing partners who report increased awareness and knowledge on localization agenda to deliver quality humanitarian and resilience building interventions, after learning events/exchange under the project	90%	70%				90%
	Number of FAO Country Offices which recognize the importance of community-based approaches in improving humanitarian response	8	0				8

Country		Mali		Somalia		South Sudan		Burkina Faso		Niger		Nigeria		Bangladesh		Democratic Republic of the Congo	
		Base-line	End-line	Base-line	End-line	Base-line	End-line	Base-line	End-line	Base-line	End-line	Base-line	End-line	Base-line	End-line	Base-line	End-line
Output 1. Capacity gaps and learning needs identified	Stakeholder mapping exercise and learning needs assessment conducted	1	2	0	1	0	1	1	2	1	1	1	2	1	1	1	2
	Number of meetings/forums/working groups on localization, in which FAO regularly attends or actively participates	0	7	N/A	N/A	0	N/A	N/A	N/A	0	1	N/A	1	0	3	0	5
Output 2. The capacities of the actors strengthened through coaching and peer-to-peer learning	Capacity development /localization strategies plan developed	NA	NA	0	1	0	1	0	1	N/A	N/A	0	1	0	1	0	1
	Number of learning sessions, trainings (coaching, mentoring) organized and delivered	0	2	0	3	0	9	0	3	0	10	0	6	0	8	0	3
	Number of people/institutions are trained in these issues	0	120	0	25[6]	0	150	0	75	0	N/A	0	60	0	491	0	62

[6] Twenty-five institutions.

Output 3. Community-based approaches scaled up and in-house mechanisms/ tools developed, knowledge management conducted at global level to enable localization	Number of countries to promote and scale up community-based approach	Baseline : 0 Endline : 3															
	Good practices on localization produced	0	1	0	1	0	1	0	1	0	1	0	1	0	1	0	1
	Countries are introduced to UN partnership portal	Yes		Yes		Not yet		Yes		Not yet		Not yet		Not yet		Yes	

Madagascar

Programmatic overview

FAO project code	Funds provided (SEK)	Funds provided (USD equivalent)	SFERA funding window
OSRO/MAG/200/SWE	8 million	822 284	N/A
OSRO/MAG/207/SWE	5 253 660	540 000	AIRC
Total	13 253 660	1 362 284	-

For the year 2022, Sida funded two emergency projects in Madagascar. These projects contributed to the achievement of the objectives of the Madagascar 2022 HRP, which aimed to support 1.3 million people in need. The projects were likewise aligned with HRP Objective 2, "Improve food security and restore the livelihoods of the most vulnerable households." They were also in line with Priority Area 4 of the CPF, "Promoting the inclusive transformation of rural, urban and peri-urban areas by improving the resilience of household livelihoods, and through emergency responses to hazards and disasters, and promoting gender equality".

During the implementation of these projects, FAO strengthened its collaboration with other humanitarian partners, in particular with UN agencies (WFP, United Nations Children's Fund, etc.), national and international NGOs as well as resource partners (World Bank, *Deutsche Gesellschaft für Internationale Zusammenarbeit* and the European Commission Humanitarian Aid and Civil Protection [ECHO]) who finance emergency interventions in the Grand Sud of Madagascar. Thanks to Sida funding, these projects were also carried out in close coordination with the Ministry of Agriculture and Livestock, in particular the Regional Directorates of Agriculture and Livestock, which leads the fight against locusts.

While the projects were not interconnected, the interventions under the locust control project ensured that the achievements and results of the livelihood support project for vulnerable households were not compromised. Indeed, locust infestations not only ravage cereal crops and pastures, but also force farmers to modify their cropping calendars (late sowing, early harvesting), which has an impact on their yields and may even cause farmers to abandon their farming activities and migrate.

OSRO/MAG/200/SWE | Emergency assistance for the rehabilitation of the livelihoods of vulnerable households affected by the prolonged drought and impact of COVID-19 in the districts of Ampanihy and Betioky, region of Atsimo Andrefana in the Grand Sud

Goat distribution underway to support women's economic empowerment. © FAO

Relevance

For several decades now, Madagascar's Grand Sud has experienced prolonged drought, exacerbated by sandstorms, with adverse consequences for agriculture. Locust infestations and armyworm attacks further aggravate the situation. Livestock, which could provide an alternative or complementary activity to agriculture, remains fragile. Mortalities among ruminants and poultry because of epizootics and water shortages have also been eroding households' financial and food safety nets. Furthermore, the measures implemented to curb the COVID-19 pandemic disrupted agrifood systems in Madagascar.

The IPC analysis carried out in November 2021 forecast for the period of January to April 2022 that around 49 percent of the 2.7 million people living in Madagascar's Grand Sud were acutely food-insecure (IPC Phase 3). The districts of Ampanihy and Betioky in the Atsimo Andrefana region were among the worst affected in terms of food insecurity, with respectively 55 percent and 40 percent of their populations in a crisis situation (IPC Phase 3) for the same period.

In response, FAO provided emergency livelihood support to vulnerable households affected by the prolonged drought and impact of COVID-19 in the districts of Ampanihy and Betioky.

Affected populations targeting and selection

Beneficiary targeting revolved around the project's two outputs: (i) the agricultural production and resilience of 2 000 vulnerable households is improved through access to agricultural inputs (drought-resistant seeds, pesticides and farming tools); and (ii) the resilience of 1 000 vulnerable households headed by women is improved through their acquisition of small livestock (poultry, goats and sheep) as an alternative source of income, accompanied by technical support in fodder production and conservation. To achieve this, targeting committees were set up by members of the beneficiary communities themselves, and the final lists were presented to the *fokotany* chiefs. The use of KoboCollect and the training of implementing partners by FAO ensured that the list of participants was well consolidated and up to date. Several criteria were used to target households:

- Single parent households;
- Households with pregnant women, nursing mothers, people with disabilities, several dependent children and children five years old or under, elderly members (over or equal to 65); and
- Households whose main activity and source of income is agriculture and/or livestock farming.

A cross-cutting vulnerability criteria was integrated into the beneficiary targeting criteria so that vulnerable households headed by women were prioritized. FAO also collaborated with women's empowerment associations to ensure that vulnerable women benefited from project activities. Thanks to these efforts, households headed by women represented 52 percent of beneficiaries from all project activities. Indeed, some project activities primarily benefited women, including the distribution of small livestock (100 percent women) and market gardening (60 percent women). Therefore, the project contributed to the empowerment of rural women.

Community sensitization, PSEA and AAP

The choice of activities for this project was based on an assessment that determined the impact of the drought in the Grand Sud. Needs were prioritized in collaboration with local authorities, who were involved throughout the entirety of the project cycle. Information and activity planning meetings with local technical and administrative authorities were held by FAO and its partners from the start of the project to ensure their involvement in coordinating and monitoring project implementation. All project stakeholders, including the beneficiaries, were made aware of the importance of adhering to the FAO PSEA principles and guidelines.

Targeting and complaints committees were set up by FAO, partners, local authorities and grassroots community organizations representing the beneficiaries. These committees have strengthened the involvement of all groups in all phases of the project. Complaints committees at the community level effectively facilitated the flow of communication between beneficiaries and project coordinators.

To ensure that AAP was respected and upheld, post-distribution monitoring was carried out. The implementing partner *Conseil Diocésain de Développement* was trained in good practices of accountability to affected people and applied it throughout project implementation.

Achievements towards the set objectives and deviations

A total of 3 000 households, of whom 1 568 were headed by women, took part in the project, representing just over 14 217 people. The various distributions and achievements are described in Tables 14 through 20.

Table 14. Beneficiary households reached per district and village

Outputs 1 and 2 timeframe	Region	District	Villages	Number of households	Households headed by women	Total households
Main agricultural season and counter-season (2022 –2023)	Atsimo Andrefana	Ampanihy	Ankilizato	450	267	1 800
			Ankiliabo	450	288	
			Maniry	450	253	
			Antaly	450	239	
		Betioky	Maroarivo Ankazomanga	300	130	1 200
			Ambahitry Mitsinjo	300	126	
			Beantake	300	149	
			Betioky Atsimo	300	116	
Total				**3 000**	**1 568**	**3 000**

Table 15. Overview of household composition according to targeting criteria

Region	District	Villages	Number of children under 5 years old	Number of people between 5 and 65 years old				Number of elderly people over 65 years old	Total
				Number of pregnant women	Number of nursing mothers	Number of disabled people	Other		
Atsimo Andrefana	Ampanihy	Ankilizato	587	63	135	5	382	43	**1 215**
		Ankiliabo	627	25	65	11	1 308	642	**2 678**
		Maniry	605	47	128	16	1 014	73	**1 883**
		Antaly	687	33	68	3	1 197	175	**2 163**
	Betioky	Maroarivo Ankazomanga	376	26	60	0	942	15	**1 419**
		Ambahitry Mitsinjo	476	10	21	2	1 013	69	**1 591**
		Beantake	393	36	74	15	1 131	6	**1 655**
		Betioky Atsimo	514	44	80	34	888	53	**1 613**
Total			**4 265**	**284**	**631**	**86**	**7 875**	**1 076**	**14 217**

Output 1. Agricultural production and resilience of 2 000 vulnerable households are improved through access to agricultural inputs (drought-tolerant seeds, pesticides and agricultural tools)

Under this output, a total of 2 000 households were reached with agricultural inputs, enabling them to plant 8 171 ha of land. Of the 2 000 households, 700 that were most affected by the drought received cowpea seeds (5 kg) and sorghum seeds (2.5 kg) in March 2022 to rapidly revive their agricultural production. In April 2022, another 870 households, which live in areas suitable for vegetable production, received vegetable seeds (40 g per household), including *anamalaho*, eggplant, parsley, tomato and zucchini. Households that received vegetable seeds grouped themselves into 144 vegetable producer groups. Groups each received a plow, sprayer and litre of pesticide (Table 17). Finally, at the beginning of the main agricultural season in November 2022, each of the 2 000 households received 800 cassava cuttings, 500 sweet potato cuttings and 13 kg of groundnut seeds. In addition, each household also received one spade (*angady*) and one rake.

Table 16: Distribution of planting material

Type of inputs	Quantity of inputs received per household	Number of households	Total quantity distributed
Cassava (stem cutting)	800	2 000	1.6 million
Sweet potato (vine)	500	2 000	1 million
Cowpea (kg)	5	700	3 500
Sorghum (kg)	2.5	700	1 750
Groundnut (kg)	13	2 000	26 000
Parsley (sachet of 8 g)	1	870	870
Zucchini (sachet of 8 g)	1	870	870
Eggplant (sachet of 8 g)	1	870	870
Anamalaho (sachet of 8 g)	1	870	870
Tomato (sachet of 8 g)	1	870	870

Table 17: Distribution of agricultural tools

Agricultural and other equipment	Quantity received per household	Number of households	Total quantity distributed
Angady (spade)	1	2 000	2 000
Rake	1	2 000	2 000
Agricultural and other equipment	**Quantity received/group**	**Number of groups**	**Total quantity distributed**
Sprayer	1	44	44
Plow	2	100	100
Pesticide (litre)	1	44	44

Output 2. The resilience of 1 000 women-headed households is improved through their acquisition of small livestock (poultry, goats, sheep), as an alternative source of income, accompanied by technical support in the production and conservation of fodder

In order to contribute to the empowerment of women, 994 women-headed households were reached with small livestock and technical support as an alternative to farming. While the project initially planned to reach 1 000 households, the rising price of animals only enabled the project to buy enough poultry and small ruminants for 994 households. For those receiving small ruminants, the project initially planned to distribute four per household (three females and one male); this had to be reduced to three small ruminants (two females and one male). The distribution of either goats or sheep depended on the preference of beneficiary households. FAO supplied targeted households with improved breeds of poultry and small ruminants (both meat and laying), inputs for making multinutrient blocks for small ruminant feed. Before distribution, the animals passed through a transit centre where they were vaccinated by the suppliers, in collaboration with agents from the Animal Health Department. Distributions are outlined in Table 18.

Poultry distribution experienced a delay because they were purchased internationally. At the time of reporting, the supplier was in the process of distributing the poultry to beneficiary households. The supplier plans to finalize this activity by the end of August 2023. Post-distribution monitoring will be carried out by partners and FAO agronomists financed by another project covering the same area.

Table 18: Distribution of livestock by household

Animals and feed	Quantity per household	Total quantity distributed	Number of households
Small ruminants (goats or sheep)	3	912	304
Inputs for making ruminant multinutrient blocks (1 kit = 2.5 kg of salt + 2 kg of cement)	1	304	304
Poultry	10	6 900	690
Poultry feed (50 kg)	1	690	690
Total households			**994**

Trainings

All households who received agricultural and livestock inputs were also provided several trainings to ensure the project's sustainability. Training courses focused on climate-smart and nutrition-sensitive agriculture. Various techniques were shared and applied, including mulching for crop protection and reducing water loss through evaporation, particularly for market gardening, rotational plot management and crop association. Since growing seasons were marked by crop attacks by several pests, such as armyworm, biological control techniques were taught to protect crops. For livestock farming, training was provided on poultry farming and small ruminant breeding. The modules developed focused on making poultry and small ruminant feed in the context of the Grand Sud, as well as animal health through the popularization of biotherapy for deworming and boosting the immune system.

Table 19: Distribution of trainees by district and gender

Training courses	Number of people trained (Ampanihy)	Number of people trained (Betioky)	Number of women trained (Ampanihy and Betioky)	Total number of people trained (Ampanihy and Betioky)
Training in the practice of climate-smart agriculture	1 300	700	682	**2 000**
Nutrition-sensitive agriculture (cooking demonstration)	1 300	700	682	**2 000**
Poultry farming	296	394	690	**690**
Good livestock (small ruminants) practices	204	100	304	**304**
Making livestock multinutrient blocks	204	100	304	**304**

Impact and sustainability

The seed distributions have considerably improved household agricultural production. With the seeds and planting material received, each household was able to produce at least 1.7 tonnes and up to 2.2 tonnes. A total of 3 772 tonnes of diversified food was collectively produced. In economic terms, the average production per household is estimated at a minimum of USD 841. Table 20 shows the quantities produced and the production value.

Table 20: Production and estimated overall values

Inputs	Total households	Total production (tonnes)	Average production per household (kg)	Product price per kg	Production value (USD)
Cassava	2 000	2 400	1 200	0.46	1 112 141
Sweet potato	2 000	500	250	0.46	231 696
Cowpea	700	140	200	0.46	64 875
Sorghum	700	175.2	250.3	0.46	81 186
Groundnut	2 000	487.5	243.75	0.7	338 855
Vegetables	870	69.6	80	0.7	48 378
Total	**2 000**	**3 772.3**	**-**	**-**	**1 877 132**

In addition, households kept part of their harvest as seeds for future cropping seasons. The remainder of the harvest was used to meet primary household needs (food and children's health and education) and to purchase livestock (poultry and small ruminants) to improve the household's financial safety net.

The project prioritized a long-term knowledge transfer strategy incorporating the following guidelines:

- Techniques and knowledge provided on various themes (nutrition-sensitive and climate-smart agriculture, small ruminant farming and poultry farming) have been mastered by households.
- Seed varieties distributed to participants come from the same agroecological zones as the project. This approach guarantees the adaptability of seeds to the local context (drought-resistant) with a higher yield.
- The use of locally available inputs, such as garlic and onion, to combat diseases in poultry and small ruminants and reduce household costs has been gradually integrated into the routine of livestock-raising households.
- The provision of vaccination booklets for livestock-holding households ensures that their herds can be monitored by veterinarians, as well as local production and animal health agents.
- Local authorities and technical officials from the Ministries of Agriculture and Livestock, as well as technical teams from partner NGOs, participated in project activities contributing to strengthening their capacity and localizing knowledge.

Risk management, lessons learned and project timeliness

A no-cost extension to the project implementation period was requested and granted due to delays in targeting, input supply and the shifting of the cropping calendar caused by irregular rainfall. In addition, seeds for certain crops, such as amber, cape peas and lentils, were initially planned for distribution but were eventually excluded for the following reasons: (i) the agroecological zones of Ampanihy and Betioky are favourable to certain crops and not others; (ii) the selection catered to households' preferred choice of inputs according to cropping seasons; (iii) the adaptation of certain crops to the agroecological conditions of the villages (groundnut and sorghum were better adapted to Betioky than to Ampanihy); (iv) late and insufficient rainfall led to a shift in the cropping calendar, resulting in low productivity for certain crops; and (v) there were certain delays observed in the delivery of agricultural inputs by suppliers, depending on the cropping season. Point five was also exacerbated by the scarcity of quality seeds for certain crops and by the difficulty accessing some isolated communes with impassable roads during the rainy season.

Mr Tanandraza smiles while he holds his harvest. © FAO

Mr Tanandraza (19) is married with two children (one girl and one boy). They live in Ambovonjedada *fokontany*, Ankiliabo village in Ampanihy district of Atsimo-Andrefana region.

Due to climate change, Mr Tanandraza faced many challenges caused by drought. However, the arrival of a Sida-funded project for vulnerable households in the region brought new hope to Mr Tanandraza and his family.

As a farmer, Mr Tanandraza played an active role in the project. He received the seeds and tools he needed to start his own production. With determination, he set about planting the seeds and shared his knowledge with other members of the community. Thanks to his hard work and perseverance, Mr Tanandraza has achieved remarkable results.

“Growing cassava and orange-fleshed sweet potatoes helped me feed my family, and we’ve been able to eat more different types of foods than usual, such as peanuts mixed with cassava leaves. What I didn’t eat, I sold on the market. With the money I earned, I could buy other products like oil or clothes for the children. Thank you for this project because it has improved my life and that of my family.”

Mr Tanandraza’s achievements have had a significant impact on his personal and professional life. He has seen an improvement in his standard of living, thanks to better nutrition for his family and adequate preparation for the next farming season. His ability to provide for his family has boosted his self-confidence and brought a sense of hope to the community. What’s more, Mr Tanandraza is well prepared for the next growing season, ensuring a more stable and secure standard of living.

Results assessment framework

Results chain	Indicators	End of project target	Achieved	
Impact: Improve the food security and resilience of drought-affected households in the Grand Sud of Madagascar by reviving their livelihoods related to agriculture and livestock.				
Outcome: Access to food for 3 000 vulnerable households living in Ampanihy and Betioky Atsimo districts is improved by protecting and restoring their livelihoods based on agricultural production and livestock.				
Output 1. Agricultural production and resilience of 2 000 vulnerable households are improved through access to agricultural inputs (drought-tolerant seeds, pesticides and agricultural tools)	Area planted (main and counter-season)	5 881 ha	8 171 ha	134%
	Agricultural production (main and counter-season)	At least 500 kg of various foods produced per household	A minimum of 1 690 kg produced per household; 3 772 tonnes collectively harvested At least USD 841 per household	338%
	Production value (in USD) (main and counter-season)	> USD 3 million	USD 1 877 132	62.6%
Output 2. The resilience of 1 000 women-headed vulnerable households is improved through their acquisition of small livestock (poultry, goats/sheep), as an alternative source of income, accompanied by technical support in the production and conservation of fodder	Number of women having benefited from livestock inputs and training (women-headed households)	994 households	99.4%	
	Number of animals survived and in good health after 3 months	>80%	(i) 100% for small ruminants, (ii) poultry distribution ongoing, post-distribution monitoring will be carried out	

Locusts cover the sky. © FAO

OSRO/MAG/207/SWE | Emergency response to Malagasy migratory locust resurgence

Relevance

Madagascar is highly prone to natural disasters, including drought, floods, cyclones and locust crises. The humanitarian consequences of these various disasters are particularly significant. In the Grand Sud region, three consecutive years of severe drought wiped out harvests and hampered access to food, causing a critical acute food insecurity and malnutrition situation. A major outbreak of Malagasy migratory locust (*locusta migratoria capito*) – that if uncontrolled, could have deteriorated into an upsurge – was expected to affect the 2021/22 agricultural season, thus further aggravating an already dire situation.

To safeguard the food security of Madagascar's rural populations, a comprehensive locust action plan was developed and AA funds were mobilized to launch large-scale field operations from the beginning of the 2021/22 rainy season.

In 2021, the regions already infested or potentially affected by locust infestations were: Androy, Anosy, Atsimo Andrefana, Ihorombe, Matsiatra Ambony and Menabe. Within these six potentially infested or infested regions, there were 21 districts where food security remained a concern. Out of the 21 districts affected, five were in an Emergency and Catastrophe situation (IPC Phases 4 and 5), two were in a Crisis situation (IPC Phase 3) and two were in a Stressed situation (IPC Phase 2).[7]

[7] IPC (Integrated Food Security Phase Classification). 2021. *IPC*. Rome.
[Cited 20 July 2023]. http://www.ipcinfo.org/ipc-country-analysis/details-map/en/c/1154855/?iso3=MDG

Populations in IPC Phases 2 and 3 could see their food insecurity worsen as a result of, among other things, the deterioration of the locust situation.

Affected populations targeting and selection

Given the extent of locust infestations, the rural population exposed to locust risk was estimated at 4.25 million people – 15 percent of the Malagasy population. Of these people, approximately 1 million may have their livelihoods, nutrition and food security diminished as a result of crop and pasture damage caused by locusts.

While it is difficult to quantify the exact number of people benefiting from the project, the results are far-reaching, with many farmers able to protect their crops and pastures for their herds. Given the dynamic but unpredictable nature of locust populations and the 2021–2022 locust campaign, the project primarily concerned the rural population of the following administrative regions: Anosy, Atsimo Andrefana, Matsiatra, Ihorombe, Menabe and Vakinankaratra. By limiting the geographical extension of locust populations, other regions of Madagascar have indirectly benefited from the interventions because this project successfully prevented the contamination of new regions and thus averted damage to their crops and pastures.

There was no specific gender-related activity in the project design. However, given that the staff implementing the field activities were those of the National Locust Control Centre in Madagascar (IFVM), and the target beneficiaries were rural populations, the project results benefited both men and women in these two groups of beneficiaries equally.

Community sensitization, PSEA and AAP

There was no direct involvement of the population in the project since the handling of locust control pesticides could only be done by specialists. As soon as the intervention team arrived in an area, they met with the local authorities to explain the nature of the interventions and the preventive measures (time before harvesting and grazing) to the local authorities and to doctors at health centres.

Awareness-raising sessions were held with local populations through various communication channels so that the information could be widely transmitted and reach all sections of the population. Communication took place at two levels:

- At national, regional and local levels, the project utilized radio broadcasting and local media to share messages with people living near a treatment zone or in the outbreak area.
- At community level, messages were shared by people carrying out the treatments:
  - Control agents: this awareness-raising and information session took place between two to five days before each treatment.
  - The IFVM's physician and environment officer: to ensure continuity of information on the measures to be taken by the population regarding locust control treatments, the physician and the IFVM's environment officer carried out awareness-raising sessions at the level of the authorities and institutes concerned (medical centres).

Grievance books were opened in the localities concerned and testimonies collected in accordance with the principles of non-discrimination and with the participation of all stakeholders. Complaints related to the absence of the intervention in a specific field were filed. To raise awareness of FAO's

intervention priorities, FAO explained to farmers that crops are not treated when there may be a contamination risk for food or people. For example, when the crops are close to homes, FAO respects a buffer zone. And if there are agricultural losses caused by locusts, the remains of the crops can be fed to animals and FAO does not risk this loss. The health and environmental monitoring team mobilized indicated that no incidents affecting human or animal health or the environment were reported.

A helicopter is prepared for treatment of locust-infested areas. © FAO

Achievements towards the set objectives and deviations

The project effectively worked towards the goals of preserving the population's crops and pastures. The funds mobilized under SFERA contributed to a global action plan involving FAO, the World Bank (via the Mionjo project) and the Governments of Germany and Sweden. As part of this action plan, training courses on all aspects of locust management were provided to technicians from IFVM, but not directly with funds from this project. With the funds of this project and in accordance with the workplan, the following activities were carried out.

Output 1. Strengthening national capacities for monitoring and analysis of the locust situation

Aerial survey operations for the campaign began in December 2021 from Tulear. With funding from other donors, two helicopters were mobilized following an international competitive bidding process. The first helicopter was received on 10 December 2021 in Tulear and an aerial base was set up there. The aerial survey began the next day. After receipt of the second helicopter on 8 January 2022, a second aerial base was mobilized. On 10 April 2022, one of the two helicopters (5Y-MHL) was demobilized, as planned.

With the funds from this project, 30 helicopter flight hours for the months of May and June 2022 were covered, with all categories combined (survey, treatment, conveying, tank rinsing, etc.). These hours were used to identify the most infested areas and determine the targets for treatment. The

results of these surveys led to the redeployment of aerial bases to be closer to the locust population hotspots to reduce the flight hours dedicated to the treatment of locust groups. These hours likewise provided an overview of the locust situation in the outbreak area of the locusts.

In January 2023, the Government of Madagascar requested FAO to conduct a comprehensive assessment of the locust situation as a prerequisite for future action. Given the bioecology of the locusts and the logistical and financial constraints, the mission took place from 14 to 22 March 2023. The conclusions of this assessment were worrying and indicated that Madagascar once again faced a locust plague, to which an emergency response for a period of four years will have to be provided. This project covered all costs related to this assessment (international expert and related ground logistics).

Output 2. Strengthening national locust control capacities

Following surveys that identified appropriate targets, aerial treatment operations for the campaign began on 15 December 2021 from Tulear. From 1 May to 30 June 2022, a total of 19 925 ha were treated or protected by air with the mobilized helicopter.

In May and June 2022, these flight hours made it possible to treat locust populations in the most infested areas. All treatments were carried out in full cover, using Chlorpyrifos 240 ultra-low volume (ULV) against adult groups and swarms, in compliance with FAO guidelines on locust control, safety and environmental precautions. The treatment of adult groups and swarms (highly mobile populations) consumed more flight hours for localization and treatment than the anti-hopper interventions.

To address the emergency locust situation, 55 000 litres of conventional pesticide, specifically Chlorpyrifos 240 ULV, and 6 600 litres of growth inhibitor Teflubenzuron 50 ULV, as well as 500 kg of biopesticide, Metarhizium acridum, were purchased and flown in. These pesticides were delivered in June and July 2022. These purchases were essential and made possible by Sida funding. This project also enabled the purchase of 11 200 litres of Chlorpyrifos 240 ULV.

Madagascar has a fragile ecosystem, and the large-scale use of pesticides is a threat. For this reason, FAO always insists on preventive actions. However, in times of crisis, the use of pesticides was necessary. In order to preserve the environment, 500 kg of biopesticides were formulated from the spores of the entomopathogenic fungus and used for full cover treatments (especially in environmentally sensitive areas). (The entomopathogenic fungus was purchased with funds made available by another project.)

To ensure the maximum effectiveness of the biopesticides, they must be stored in a cold room, between 4 °C and 10 °C. During field operations with biopesticides, it is also necessary to transport and store this product in coolers. From 1 January to 31 March 2023, the project covered the cost of renting a cold storage room. It also contributed to the acquisition of three refrigerators for transporting and storing biopesticides in the field during control operations.

Implementation, coordination and assessments of the action plan

International experts were brought together and initiated discussions with various stakeholders working in the fight against locusts. This allowed for reflection, consultation and the establishment of

a programme of interventions for the next locust control campaigns in Madagascar, which are expected to be intense. The project covered the international consultant in charge of coordinating the various activities implemented, as well as the international consultant (i.e. a locust expert), who developed a global evaluation of the locust situation.

Impact and sustainability

Impact

By the end of the campaign, 150 058 ha had been treated or protected by air (92 percent) or ground. While the locust situation is not in a recession as expected, the campaign has made it possible to limit the damage caused by the pest. Without the campaign, the locust situation would have been much worse. While a few difficulties encountered during the implementation of the campaign had an impact on the campaign's outcome, (explained in the section "project timeliness" below), this project remained essential for the implementation of the campaign. Without it, the locust control campaign could not have been launched and the locust situation would have deteriorated into an upsurge with a severe impact on the already fragile food security of vulnerable rural populations. Testimonies from the rural population collected in the field indicated that the interventions were effective. This does not exclude crop damage caused by locust, but this damage would be on an individual rather than regional scale.

Sustainability

Direct responsibility for the execution of the locust control programme was ensured by FAO in close collaboration with Ministry of Agriculture and Livestock and IFVM, the main implementor. The action plan for the 2021–2022 campaign was prepared in close collaboration with IFVM in order to best meet national needs to deal with this major locust outbreak. As part of the teams mobilized in the field, IFVM appoints the technical staff in collaboration with FAO experts, each mobilized staff being compensated by FAO. In the field, there was one international expert and up to 65 IFVM technicians could be mobilized simultaneously. A total of 106 IFVM staff were involved in this campaign. All the staff involved were provided capacity building through on-the-job training.

Only the long-term commitment from the government and of technical and financial partners can help counter the recurrence of locust crises, which are neither seasonal nor inevitable events. These conditions enable the adoption and execution of a preventive control strategy. Capacity building of national agents in charge of locust management was an essential key for the successful implementation of an effective and sustainable preventive management strategy that IFVM, a national entity, will implement by itself once the crisis is over.

Risk management, lessons learned and project timeliness

The main risks related to the use of helicopters and pesticides. For FAO's competitive bidding process for mobilizing helicopters, companies were required to have experience in locust control. The resumes and experience of the people involved were checked and validated and ground staff working around the helicopter were trained and reminded of safety measures. Regarding the risks associated

with the use of pesticides, good agricultural practices and FAO's guidelines[8] were applied and respected. All persons in contact with pesticides were equipped with personal protective equipment. Throughout the campaign, the environment and human health were continuously monitored through the mobilization of a team dedicated to these activities. The reports indicated that no incident on human health was reported, and all treatment parameters were respected with no consequence to the environment.

The share of flight hours covered by this project was revised and covered by another project, which freed up funds. This, along with a three-month, no-cost extension, made it possible to carry out an additional activity, namely a global assessment of the locust situation in March 2023, which involved aerial surveys and the mobilization of a senior locust expert. This assessment was an essential prerequisite for preparing a new response to the locust crisis.

However, there were some delays and difficulties encountered along the way.

- In September 2021, the Prime Minister's Office announced the mobilization of USD 6.8 million from the World Bank through the Mionjo project, but these funds were not released until April 2022. The delay in the availability of the funds had an impact on the ability to swiftly implement the campaign. The purchase of inputs and equipment was significantly delayed and in the context of COVID-19 and the war in Ukraine, which slowed supply chains and extended transport times. Some equipment arrived after the campaign was over.
- Shortage of pesticides for about 1.5 months (due to late arrival of funds), which enabled the production of almost one generation of locust (at a multiplication rate of 60). Interventions from May onwards were made against adults, which require more flight time to locate and treat, as well as more pesticides.
- The passage of cyclones Batsirai and Emnati in February 2022 led to the interruption of operations (both air and ground) for a total of 16 days. The impact of these cyclones was an irregular distribution of large amounts of rainfall in the locust's outbreak area and strong winds led to a large-scale redistribution of the adult populations. This factor had resulted in a significant, spatially irregular improvement in ecological conditions. This allowed untreated and/or unlocalized locust populations to multiply further and conquer more space.
- Likewise in February 2022, the Director General of the IFVM made unilateral decisions regarding the composition of the teams deployed in the field, which would have seriously compromised the safety, human health and environment of locust control operations. These decisions led to a six-day lockdown of the teams, with February being a very critical period in the locust campaign. The Minister intervened to resolve the issue.

Despite the delays and challenges, the activities programmed under this project were carried out effectively and on time.

[8] FAO (Food and Agriculture Organization of the United Nations). 2003. Desert locust guidelines, Volume 6. Safety and environmental precautions. *FAO*. Rome. [Cited 20 July 2023]. Desert locust guidelines, Volume 6. Safety and environmental precautions. https://www.fao.org/ag/locusts/common/ecg/347_en_DLG6e.pdf

Results assessment framework

Results chain	Indicators	End of project target	Baseline	Result 1	Total achieved
Impact: To contribute to the preservation of food security for the most vulnerable rural populations of Madagascar.					
Outcome: Return to a situation of locust recession	Geographical extension and size of contaminated areas	• Drivers of the major locust outbreak halted • Reduction in the geographic extent and size of affected areas	• IFVM's monthly bulletin on the locust situation • Locust situation assessment mission report (November 2021 – extensive surveys)		Interventions have stopped the geographic expansion of infestations but have not led to a return to a situation of locust recession. However, without this campaign, a locust upsurge would have been declared and the food security of vulnerable populations would have been severely affected.
Output 1. Strengthening national capacities for monitoring and analysis of the locust situation	The capacity to monitor and analyse the locust situations is strengthened to understand population dynamics, implement the locust strategy, make the necessary tactical adjustments during the campaign and identify targets for large-scale control operations	• Number, size and density of hopper and adult populations identified in infested areas better documented • Description and mapping of swarm movements	• IFVM's monthly bulletin on the locust situation • Locust situation assessment mission report (November 2021 – extensive surveys)	Support to survey operations: • mobilization of one helicopter • payment of flight hours for survey, an activity that is essential to assess the locust situation, particularly in areas that are inaccessible by ground, and to locate locust populations to be treated	Achieved • 30 hours of helicopter flight time, all categories combined (survey, treatment, conveying, tank rinsing) • +25 hours for the extensive survey in March 2023
Output 2. Strengthening of national locust control capacities	Locust populations are reduced throughout the season in all infested areas and damage to crops and pastures due to the heavy locust outbreak is limited.	• Locust recession achieved • 400 000 ha treated or protected	Major locust outbreak	Support to locust control operations: • mobilization of one helicopter and the payment of flight hours for control operations • purchase and transport by air of conventional pesticides (Chlorpyrifos 240 ULV).	150 058 ha treated or protected The overall objective was partially achieved for reasons listed above.

Mali

A sack garden with ripening onions, tomatoes and lettuce belonging to a project participant who had been displaced from his home in Ménaka to Ségou. © FAO

Programmatic overview

FAO project code	Funds provided (SEK)	Funds provided (USD equivalent)	SFERA funding window
OSRO/MLI/205/SWE	10 million	1 027 855	N/A
OSRO/MLI/209/SWE	3 071 543	315 710	AIRC
Total	**13 071 543**	**1 343 565**	-

For the year 2022, Sida funded two emergency projects in Mali (OSRO/MLI/205/SWE and OSRO/MLI/209/SWE) that supported 7 500 food-insecure households in *Cadre Harmonisé* Phase 4 and above. Overall, these projects contributed to the achievement of the objectives of the Mali 2022 HRP, which aimed to support 2.8 million people in need. The intervention zones outlined in the HRP were aligned with the results of the *Cadre Harmonisé* framework, which included 161 527 people across ten communes. Among these, the Sida-funded emergency projects supported the most vulnerable households in the regions of Ménaka, Gao, Mopti and Ségou, complementing other humanitarian actors working in these areas. The projects are further in line with HRP Objective 1 "Ensure emergency response to immediate needs related to food and nutrition insecurity by providing access to quality food and its safe use, through coordinated and integrated assistance with other sectors and actors".

During the implementation of these projects, FAO strengthened its collaboration with rapid response mechanism (RRM) actors (such as the International Rescue Committee, the Norwegian Refugee

Council and *Solidarités International*), thanks to the provision of the RRM beneficiary lists, which served as a useful base for project implementation. These projects were also carried out in close coordination with the Food Security Cluster, which manages and brings together all partners working in the field of food security to ensure complementary actions and avoid duplication. In addition, support from Sida enabled FAO to leverage other relevant funding, including from CERF and ECHO to implement complementary project activities and strengthen their sustainability.

In addition to being in synergy with other emergency projects carried out in food-insecure areas, the projects helped to fill a critical gap in needs, thereby mitigating a significant increase in the number of people in emergency and disaster situations. In this way, the projects ensured the continuity of assistance during emergency phases, giving other actors specialized in post-emergency and recovery the ability to ensure the longevity of project outcomes.

Thanks to these actions and collective resources, FAO has been able to address food insecurity and malnutrition through the distribution of emergency food production and livelihood protection kits for vulnerable (agro)pastoralist and pastoralist households, including IDPs, refugees and returnees in Mali.

OSRO/MLI/205/SWE | Emergency food production for vulnerable and food-insecure households affected by shocks in the north and centre of Mali

Relevance

The project was implemented in a context wherein a series of shocks deteriorated the humanitarian situation. Indeed, the consequences of climate change (including drought and natural resource loss), insecurity across the central and northern regions of Mali, forced displacement of rural populations and the effects of restrictions related to the COVID-19 pandemic, greatly increased needs.

As a result, the number of severely food-insecure people (*Cadre Harmonisé* Phase 3 and above) was expected to rise from 1.16 million in December 2021 to 1.84 million people between June and August 2023. To prevent any further deterioration, FAO urgently intervened to preserve the food security of the most vulnerable agro/pastoral households.

Affected populations targeting and selection

At the beginning of this project, a baseline study was conducted in the areas of implementation. It showed that about half of the population surveyed had poor FCS. There was a high prevalence of poor FCS in Gao (56.8 percent) and Segou (50 percent) and moderately low in Ménaka (36.6 percent) and Mopti (48.2 percent). This indicated a degradation of the food security situation in the quantity and quality of food for households in these regions. Beneficiaries were selected by FAO through its field offices in collaboration with implementing partners. Two types of populations were targeted by these projects, which included:

- Very low-income people from local communities who have suffered shocks and are unable to meet their basic needs, including food needs. For example, according to the socioeconomic categorization of the HEA in zone ML06 (Djenné), the category of very low-income households was characterized by an area of 1.5 ha cultivated per year, ownership of two goats, one sheep, one donkey and some poultry.

- IDPs, refugees and returnees who had lost some or all their means of production and who at the start of the project were unable to access income to meet their basic needs. Most of these people did not have access to cultivable land in their new location.

The project focused on women-headed households with relatively high levels of vulnerability, including widowed women and households with one or more disabled dependents.

The process of targeting beneficiaries in local communities was done in an inclusive manner with participation from the entire community. First, the criteria for selecting beneficiary households (socioeconomic category of the very low-income group according to the HEA methodology) were discussed, adapted and validated during a village general meeting. Next, a local targeting committee representing the various components of the community was set up to propose a list of beneficiaries. This list, once available, was submitted to the village general meeting for validation. For IDPs and other vulnerable people, RRM actors provided lists of supported households, particularly displaced households, that were already supported during the first three months of their displacement. FAO, positioning itself with a post-RRM perspective, acted as an extension of RRM actors' efforts to support these vulnerable households to support their sustained food security and malnutrition. These two processes enabled FAO to target the most vulnerable people and avoid intra- and intercommunity tensions.

Community sensitization, PSEA and AAP

At the beginning of the project, meetings were held with administrative authorities, regional technical services and local authorities. These meetings focused on the presentation of the project's objectives, intervention zones, participant selection criteria and activities to be carried out. These meetings facilitated the involvement and support of various authorities. At the community level, village general meetings were organized to present the project. This provided an opportunity to sensitize beneficiaries on selection and project activities and seek their feedback.

As part of the accountability framework, several trainings were organized for implementing partners. For example, trainings were organized for implementing partners on PSEA.[9] In addition, a three-level accountability system was set up. The first was at the community level with the establishment of complaints committees composed of community members. Their mission was to collect complaints related to the project from community members and its activities to resolve them. If the complainants had not been resolved, they were referred to the second level (the implementing partners). If the issue was still not resolved, project participants could reach FAO. In this case, complaints were addressed in a discreet manner and investigations could be carried out if necessary. In most cases, complaints were made about missing items in the various kits distributed. Once the complaints committee was informed, it contacted FAO through the implementing partner. FAO took action by purchasing the missing items, which were handed over to the implementing partners for distribution to the concerned beneficiaries. FAO received confirmation they had been received.

[9] See efforts here on Twitter and Facebook.

Achievements towards the set objectives and deviations

In total, the project reached 4 500 vulnerable households (approximately 27 000 people), of whom 951 were headed by women (21 percent), helping them to meet their basic food needs through emergency food production and avoid the adoption of negative coping mechanisms.

Table 21: Households disaggregated by population

Household categories	Number of households	Percentage of households
Local/host communities	2 292	51
IDPs	1 811	40
Refugees	223	5
Returnees	174	4
Total	**4 500**	**100**

This was achieved through three outcomes. Under Outcome 1, a total of 3 000 households were reached, of whom 951 were women-headed, which is nearly 32 percent of the total. A total of 2 500 households (of whom 528 were women-headed) received emergency food production kits for market gardens, with another 500 households (of whom 107 women-headed), who were predominantly refugees and IDPs, receiving emergency food production kits for sack gardens. Under Outcome 2, 1 500 vulnerable pastoral households (of whom 316 were women-headed) received pastoral production kits, enabling them to preserve livestock health and body conditions.

The number of households headed by women is significant in light of the circumstances that constrain women's choices and rights. In many cases, women heads of household feel obliged to enter a marriage, even a symbolic one, because of social constraints (protection, recognition and respect from the community), even if the husband does not live permanently in the household and/or does not contribute to household expenses. This thereby reduces the reported number of households headed by women. In addition to reaching a significant number of women, 385 households (around nine percent) included one person with a disability.

Under Outcome 3, several evaluations were carried out, which informed rapid assessments to identify needs in the affected area, improve response time and evaluate the effects of the project on the food security of beneficiaries. These included a baseline study, a post-distribution evaluation, a final evaluation, food price monitoring, a livelihoods and food security evaluation in Mali (rounds 3 and 4) and an evaluation on the prevalence of undernourishment in Mali.

According to the project's final evaluation, the number of people with an acceptable FCS increased from 6.26 (23.2 percent) to 11.51 (42.6 percent). This is attributable to the project's support that focused on increasing people's access to vegetables in order to complement the animal protein and cereals that were already contributing to households' diets. With the number of households with an acceptable FCS more than doubling, the project highlights the importance of vegetables in a household's diet. In terms of production, 2 875 households (95.8 percent) surveyed affirmed that they produced and consumed vegetables following the reception of the emergency food production kits. For the 1 500 pastoral households, approximately 94 percent have reported improvements to their food security, thanks to the emergency pastoral food production kits.

Table 22: Number of households reached per village

Region	District	Commune	Village/site	Number of households	Number of women-headed households	Women	Men	Total people
Ségou	Niono	Diabali	Diabali	175	36	1 449	1 454	2 903
		Kala Siguida	Molodo	175	28	494	495	989
		Pelingana	Pelingana	100	14	430	476	906
Mopti	Djenne	Fakala	Diaba peulh/ Sofara	450	96	2 543	2 128	4 671
		Djenne commune	Djenne/ Almarate/ Fokoléré	300	23	1 260	1 214	2 474
		Madiama	Torokoro	300	75	1 543	1 493	3 036
	Mopti	Sio	Souffroulaye/ Ouornion/ Somadougou	400	83	2 212	2 085	4 297
		Mopti commune	Diallangou, Diondiori	200	38	231	203	434
		Socoura	Horeguendé, Bardé, Bardé 1, Bardé 2, plateau	200	48	316	282	598
		Fatoma	Fatoma	100	23	209	168	377
		Konna	Konna	100	14	180	210	390
	Duentza	Douentza commune	Douentza	294	75	1 219	1 043	2 262
Gao	Gao	Gabero	Gabero/Togol-Gargouna	226	34	648	645	1 293
		Gounzoureye	Gounzoureye	226	35	142	133	275
	Ansongo	Bara	Bara	225	53	1 029	1 041	2 070
		Ouatagouna	Ouatagouna/ Wouani/ Denga/Ha/ Tondibi	225	23	1 126	1 145	2 271

	Almoustrat	Taboye	Taboye/ Dengha	224	78	1 231	1 160	2 391
		Tarkint	Tarkint	224	65	1 350	1 171	2 521
Ménaka	Anderaboukane	Anderaboukane	Abattoire/ Anderaboukane/ Boukakle	85	23	253	338	591
	Inekar	Inékar	Emiss/ Inekar village	104	21	611	584	1 195
		Izguirète	Izguirète	82	34	381	350	731
		Ménakar	1er quartier/ Ménakar	85	32	235	333	568
Total				**4 500**	**951**	**19 092**	**18 151**	**37 243**

Table 23: Quantities of inputs distributed in market garden kits

Kit 1: Market gardening kit	Unit	Total quantity	Number of households	Number of women-headed households	Quantity per household
Galmi purple onion seeds	kg	100	2 500	528	.04
Tomato seeds	kg	100			.04
Cabbage seeds	kg	100			.04
Amaranth seeds	kg	100			.04
Okra seeds	kg	125			.05
Organic manure for market gardening	kg	62 500			25
Watering can	Piece	2 500			1
Daba	Piece	2 500			1
Hoe	Piece	2 500			1

Table 24: Quantities of inputs distributed in sack garden kits

Kit 2: Sack garden kit	Unit	Total quantity	Number of households	Number of women-headed households	Quantity per household
Galmi purple onion seeds	kg	10	500	107	.02
Tomato seeds	kg	10			.02
Cabbage seeds	kg	10			.02
Amaranth seeds	kg	10			.02
Okra seeds	kg	10			.02
Organic manure for market gardening	kg	6 250			12.5
Watering can	Piece	500			1
Daba	Piece	500			1
Hoe	Piece	500			1
50 kg bags	Piece	5 000			10
Plastic pipe PVC 1.5 m diameter 50	Piece	5 000			10
PVC bends	Piece	5 000			10

Table 25: Quantities of inputs distributed in emergency pastoral kits

Kit 3: Emergency pastoral kit	Unit	Total quantity	Number of households	Number of women-headed households	Quantity per household
5 kg multinutrient block/cattle	Piece	3 000	1 500	316	2
Livestock feed (cottonseed cake/50 kg bag)	Bag	6 000			4
Chlortetracycline spray	Tube	1 500			1
Albendazole 300 mg ovine	Pills	15 000			10
Drinking and feeding troughs (2 plastic basins [50 litre])	Piece	3 000			2
Vitamin complex	Pouch	45 000			30

Impact and sustainability

Impact

Households that benefited from the project were able to improve their food security through better access to food: an achievement of the project's primary objective. Some notable results are as follows.

Households benefiting from sack gardens: With the emergency food production kits in bags (sack gardens), households each produced an average of 26.72 kg of vegetables during one cycle, of which 88 percent was consumed by the household or nearby households. The quantities consumed represent a gain of 10 800 kilocalories per cycle. The quantities of seeds allowed households to complete three production cycles, representing a total of 80.16 kg of vegetables. Fresh vegetable consumption allowed households to improve their diet and protect themselves against food insecurity and malnutrition. This includes internally displaced households, who do not have access to cultivable land in their settlement area. The technique of growing vegetables in sacks, even in the dry season, allowed them to produce and harvest fresh vegetables for their diet. In addition, by producing a significant portion of their own food, these households have increased their self-sufficiency and reduced their dependence on food aid, which they are very proud of because they feel responsible for their own households.

Table 26: Average amount of vegetables produced by a beneficiary household resulting from sack garden kits

Crops	Quantities produced (kg)	Quantity consumed by the household and shared (%)	Sold quantity (%)	Sale price of harvest (XOF)	Sale price of harvest (USD)	Quantity of kilocalorie consumed
Amaranth	8.25	86	14	4 125	6.86	25 830
Cabbage	34.67	58	42	5 200.20	8.65	4 320
Okra	15.85	59	41	3 963.60	6.59	2 016
Onions	13.20	65	35	3 300	5.49	3 024
Tomato	16.52	65	35	4 131	6.87	2 530
Total	**88.50**	**67**	**33**	**20 719.80**	**34.46**	**37 720**

Households benefiting from market garden kits: Emergency food production kits for market gardens enabled beneficiary households to produce a significant share of their food. The average production per household was 88.5 kg per production cycle, representing a total of 265.48 kg of vegetables for three planned production cycles. The total harvest, representing a financial gain of USD 34.16 (XOF 20 719), was either consumed (67 percent of harvest) and/or sold (33 percent of harvest).

Table 27: Average amount of vegetables produced by a household resulting from market garden kit

Crops	Quantities produced in kg	Quantity consumed by the household and shared (%)	Sold quantity (%)	Sale price of harvest (XOF)	Sale price of harvest (USD)	Quantity of kilocalorie consumed
Amaranth	8.25	86	14	4 125	6.86	25 830
Cabbage	34.67	58	42	5 200.20	8.65	4 320
Okra	15.85	59	41	3 963.60	6.59	2 016
Onions	13.20	65	35	3 300	5.49	3 024
Tomato	16.52	65	35	4 131	6.87	2 530
Total	**88.50**	**67**	**33**	**20 719.80**	**34.46**	**37 720**

Households benefiting from pastoral livelihoods kits: The pastoral emergency kits helped to preserve the health and body conditions of livestock. Considering that livestock are a staple food, these households were able to benefit from milk production or the sale of a few heads of livestock to afford dried cereals and other spices to sustain their food security and improve their diet. The loss of livestock has devastating consequences on these households and these kits helped prevent the loss of livelihoods and food insecurity.

Improved understanding of the evolving humanitarian situation: During the project period, several studies were conducted. They allowed for a better understanding of the dynamics of the evolution of the humanitarian situation. For example, price monitoring revealed a continuous increase in the prices of main foodstuffs. In addition, insecurity in the centre and north of the country hindered free movement of people and goods in certain areas, resulting in the relative scarcity of some products, particularly in markets outside major cities. The results of these cross-analyses (foodstuffs prices and impact of insecurity on the scarcity of products on the market), enabled FAO to identify the most impacted products on local markets in order to re-adjust the activities of this project. Its findings also served as a basis for other projects currently ongoing.

Sustainability

The Sida-funded project was based on a participatory and inclusive process. Local authorities, communal authorities, technical services and other implementing partners were involved from the beginning of the project through various consultations and exchanges, enabling them to actively engage in project activities. Village general meetings allowed community members to express their opinions on the project and, in some cases, to amend the selection criteria of beneficiary households. Territorial technical services and implementing partners from the local community took an active part in carrying out activities, such as targeting beneficiaries, distributing inputs, training beneficiary households on the use of the kits received and monitoring the use of kits.

Finally, the sack garden activity was a very popular good practice. Beneficiaries of this activity reported that people from their community came to them to learn about this method of vegetable production. Some of them even became trainers for the implementation of sack gardens. The capacity building efforts (sack garden technology) will be extended to a larger number of community members through the technical services and partners involved.

Risk management, lessons learned and project timeliness

Insecurity was the major obstacle faced during project implementation. Non-state armed groups were very active in the project's intervention areas. This situation led households to move to more secure areas. To minimize the risks, FAO and the implementing partners worked closely with administrative authorities and community leaders who had a clear understanding of the security situation and had information on possible movements of armed groups. In addition, insecurity had a negative impact on the delivery of kit items distributed to project participants. It is common that delivery trucks can be held for several days or even weeks while waiting for authorization from the security services to continue their journey. Among the lessons learned, local purchases and advance purchases will now be favoured where possible to reduce the costs and risks associated with blocking the transportation of emergency kit items.

Women secure their sack gardens in preparation for cultivation. © FAO

The displaced persons site of Bardé, located in the city of Sévaré in the Mopti region hosts ten households from the village of Dédidian, commune of Djalassagou in the district of Bankass of Mopti region. Because of insecurity in their area, these households decided to move to the city of Sévaré in May 2022. Having lost almost all their productive assets, they were no longer able to meet their basic needs, including food. Within this context, FAO has provided ten displaced households in this site with emergency food production kits (bags, tools, seeds) for sack gardens to enable them to restart their food production. With these kits, households produced vegetables, including amaranth, cabbage, lettuce, tomatoes and onions, that are part of their daily diet. Because of pests that were attacking their nurseries, people worked together to fence off their gardens.

Fatoumata Djadiandi is a resident of the village of Bagoundje-2, commune of Gounzourey, in the Gao distrcit of Gao region. She lives with five members of her household, including two adults, a 12-year-old child and two children under five years old. Because of her vulnerability, her household received an emergency food production kit for sack gardening and trainings on how to establish them. Fatoumata now cares for ten bags of vegetables, including five sacks lying down and five sacks standing up. The garden produced many vegetables, including onions, okra, amaranth and cabbage. The cabbage harvest allowed her to diversify her household diet and share what she grew with other households on site. “At first, I didn't believe that it was possible to grow vegetables in bags. But I have seen my plants grow little by little and today I can cook good food for my family with the vegetables from my garden. Thank you for this support. I can eat more types of foods and thanks to these vegetables, I have less concern for my family's food supply.”

Results assessment framework

Results chain	Indicators	End of project target	Baseline	Endline	Total achieved
Impact: Food security of vulnerable households is improved through emergency food production.	Number of persons reporting improved food security as a result of emergency food production	18 900	6 264 (23.2%)	11 510 (42.63%)	11 510 (42.63% of people with acceptable FCS)
Outcome 1: 3 000 food-insecure agricultural households, especially those headed by women, are able to meet their basic food needs through emergency food production and avoid negative coping mechanisms.	Number of persons reporting produced food through emergency food production process	21 600	0	25 882	25 882
Output 1.1. 2 500 food-insecure farming households immediately restore emergency food production, in particular women-headed households	Number of households that received emergency food production kits	8 100 women/ 5 400 men	0	10 378 women/ 9 588 men	2 500 households (10 378 women and 9 588 men) received emergency food production kits, representing 100% of beneficiary households
Output 1.2. 500 food-insecure farming households without access to arable lands (among 3 000 food-insecure farming households), mainly IDPs and refugees, receive kit for vegetable production in micro-garden sacks	Number of landless persons that receive kit for vegetable production	1 620 women/ 1 080 men	0	2 077 women/ 1 917 men	500 households (2 077 women and 1 917 men) received emergency food production kits, representing 100% of beneficiary households
Outcome 2: 1 500 conflict- and drought-affected pastoralists maintain their core livestock alive and protect their livelihoods					

Output 2.1. 1 500 vulnerable pastoral households protect their critical livelihoods and avoid negative coping mechanisms	Number of pastoralists reporting improved food security thought emergency pastoralist food production kits	8 100 women/ 4 860 men	0	6 237 women/ 5 930 men	93.9% people (1 500 households) reported improving their food security through emergency pastoralist food production kits. Target was met in terms of households. However, the average family size differed at the time of project formulation to implementation, hence the lower number of people.
Outcome 3: The evolution of the situation of food-insecure households is measured through rapid assessments					
Output 3.1. Rapid quantitative impact assessments on agriculture and livestock are conducted to identify needs, enhance response timing and evaluate project effects on beneficiaries' food security	Number of evaluations in relation with effects of crisis and disaster on food security	2	0	2	100% 1) Food price monitoring was carried out throughout the project period to understand the evolution of the humanitarian situation 2) Livelihood and food security assessment in Mali round 3 and 4 conducted 3) Assessment of the prevalence of undernourishment in Mali conducted
	Number of evaluations in relation with evolution of beneficiary's food security	2	0	3	3 studies were carried out (baseline, post-distribution monitoring, final evaluation) (150% of target)

OSRO/MLI/209/SWE | Rapid emergency response to protect the livelihoods of pastoral communities affected by the conflict in Ménaka region

Relevance

The Ménaka region, like the other regions of northern and central Mali, is facing several shocks that are challenging the resilience of the population, particularly the most vulnerable households. Climate change remains one of the key shocks. In addition, insecurity has prevented pastoralists and their livestock from moving freely to better pastures. OCHA reported that unofficial armed groups looted livestock and attacked civilians, triggering further displacement. In addition, OCHA's humanitarian monitoring system confirmed that fighting between radical groups occurred on 3 November 2022 in Anderamboukane and Inekar. This fighting reportedly continued in an area approximately 40 km from Ménaka. Civilian vehicles and buildings were burned, including those of the *Centre de Santé Communautaire* in the village of Inekar-Ouest (45 km from Ménaka). Many livestock were also looted. In this context, 635 people were added to the number of displaced persons between Menaka and Kidal.

Many of the most vulnerable households lost their livelihoods and became food-insecure, since they rely heavily on livestock to meet their needs, especially food needs. To preserve the health and body condition of livestock, which are strongly linked to food security for these households, the project supported 3 000 pastoral households through the distribution of livestock feed and veterinary products.

Table 28: Project intervention areas

Region	District	Commune	Village/site
Ménaka	Ménaka	Ménaka	Ménaka
		Infouareitane	Infouareitane
		Tabankorte	Tabankorte
		Assakaraye	Assakaraye
		Tinabaw	Tinabaw
	Anderaboukane	Anderamboukane	Anderamboukane
		Inchinane	Inchinane
		Anouzagrene	Anouzagrene
		Tamalate	Tamalate
	Inékar	Inekar	Inekar
		Tissiwak	Tissiwak

Affected populations targeting and selection

A baseline assessment was conducted at the beginning of the project, which showed that in the target areas, 36.6 percent of the population had poor FCS. This situation was likely to worsen if no assistance was provided to households at risk. The selection of beneficiaries was made by FAO through its field offices in collaboration with implementing partners. Two types of populations were targeted by this project.

- Very low-income people in local/host communities who had been affected by shocks and were unable to meet their basic needs (including food) and people whose main source of food was supplied through markets and income was dependent on the sale of their cattle and livestock products, such as milk. Very low-income households were categorized according to the HEA. According to the socioeconomic categorization of this tool, very low-income households in the zone of ML 02 Gao generally have a household size of five to seven people with nine to eleven goats and zero to two donkeys. In addition to their own livestock, these households own four to six other small ruminants that have been entrusted to them by wealthier households for care.
- IDPs or refugees and returnees who have lost all or part of their means of production and who, at the beginning of the project, were unable to feed themselves and their livestock.

Based on the identification process, 751 host community households (25 percent) were selected along with 2 249 displaced households (75 percent).

Table 29: Households reached per location

Region	Districts	Communes	Host households	Displaced households	Total households
Ménaka	Ménaka	Ménaka	143	326	469
		Infouareitane	50	153	203
		Tabankorte	44	97	141
		Assakaraye	29	181	210
		Tinabaw	99	219	318
	Anderamboukane	Anderamboukane	45	281	326
		Inchinane	45	224	269
		Anouzagrene	126	143	269
		Tamalate	69	200	269
	Inekar	Inekar	71	286	357
		Tissiwak	30	139	169
Total			751	2 249	3 000

The project focused on women-headed households with a relatively high level of vulnerability, including widows, as well as households with one or more disabled persons dependent on other household members. A total of 785 women-headed households were reached, representing 26 percent of all beneficiary households.

The process of targeting beneficiaries in local communities was done in an inclusive manner with participation from the entire community. First, the criteria for selecting beneficiary households (according to the HEA methodology) were discussed, adapted and validated during a village general meeting. Next, a local targeting committee representing the demographics of the community was set up to propose a list of beneficiaries. This list, once available, was submitted to the village general meeting for validation. For IDPs and other vulnerable people, RRM actors provided lists of supported households, particularly displaced households, that were already supported during the first three months of their displacement. FAO, positioning itself in a post-RRM perspective, then took over from the RRM actors to support these vulnerable households so that they would not fall back into food and

nutrition insecurity. These two processes enabled FAO to target the most vulnerable people and avoid intra- and intercommunity tensions.

Table 30: Beneficiary households by population

Categories of households	Number of households	Percent of household
Local/host communities	1 260	42%
IDPs	1 530	51%
Refugees	60	2%
Returnees	150	5%
Total	**3 000**	**100%**

Table 31: Beneficiary households and people reached, disaggregated by gender

Region	Districts	Communes	Women-headed households	Male-headed households	Total households	Women	Men	Total people
Ménaka	Ménaka	Ménaka	143	326	469	2 033	1 642	3 675
		Infouareitane	84	119	203	872	985	1 857
		Tabankorte	40	101	141	281	353	634
		Assakaraye	101	109	210	621	648	1 269
		Tinabaw	99	219	318	1 281	1 030	2 311
	Anderamboukane	Anderamboukane	58	268	326	1 610	1 351	2 961
		Inchinane	52	217	269	966	910	1 876
		Anouzagrene	45	224	269	1 168	1 319	2 487
		Tamalate	88	181	269	1 187	940	2 127
	Inekar	Inekar	45	312	357	1 340	993	2 333
		Tissiwak	30	139	169	548	648	1 196
Total			**785**	**2 215**	**3 000**	**11 907**	**10 819**	**22 726**
Percentage			**26%**	**74%**	**-**	**-**	**52.39%**	**47.61%**

Community sensitization, PSEA and AAP

At the beginning of the project, meetings were held with administrative authorities, regional technical services and local authorities. These meetings focused on the presentation of the project's objectives, intervention zones, participant selection criteria and activities to be carried out. These meetings facilitated the involvement and support of various authorities. At community level, village meetings were organized to present the project. This provided an opportunity to sensitize beneficiaries on selection and project activities.

As part of the accountability framework, several trainings were organized for implementing partners, including trainings on PSEA. In addition, a three-level accountability system was set up. The first was at community level with the establishment of complaints committees composed of community members. Their mission was to collect complaints related to the project from community members and its activities and to try to resolve them. If they were unable to do so, or if the complaints were

not resolved, they were referred to the second level (the implementing partners). If the issue was still not resolved, project participants could reach FAO. In this case, complaints were addressed in a discreet manner and investigations could be carried out if necessary. Complaints were made about missing items in the various kits distributed. Once the complaints committee was informed, it contacted FAO through the implementing partner. FAO acted by purchasing the missing items, which were handed over to the implementing partners for distribution to the concerned beneficiaries. FAO received confirmation they had been received.

Achievements towards the set objectives and deviations

The project reached 3 000 vulnerable pastoral households in the Ménaka region, of whom 785 were women-headed, and helped to protect their livelihoods. A total of 3 000 emergency pastoral kits were distributed (Table 32), enabling affected households to cover their livestock food needs and, at the same time, to preserve the health and body condition of their livestock. This distribution allowed the 3 000 households to keep their livestock alive and protect their livelihoods by avoiding negative coping mechanisms – a key project outcome. For optimal use of the items in the kits, 34 training sessions were organized with the participation of 1 224 people, of whom 423 were women (34 percent). Trainings focused on:

- storage and use of feed bags;
- administration of Albendazole 300 mg to treat certain infections caused by worms (pig tapeworm and dog tapeworm); and
- administration of vitamin complexes to livestock.

A three-day training on making multinutrient blocks was organized for 11 participants from the project sites in the Menaka region: namely Anderamboukane, Anouzagrene, Assakaraye, Ichinane, Inekar, Infoukaretane, Tinabaw Tabankort, Tamalate and Tissiwak. Trainings focused on the following topics:

- treatment of straw with urea;
- construction of silos for silage; and
- manufacturing multinutritient blocks.

Finally, the representative of each site received equipment to set up a multinutritient block production unit for the benefit of the members of their community (materials and tools for the construction of sheds, manufacturing blocks, treatment of straw with urea and construction of the silo for silage.)

Table 32: Kit compositions and quantities of items distributed per household

Kit 3: Pastoral emergency kit	Number of households	Total quantity	Quantity per household	Unit
Livestock feed (cottonseed cake/50 kg bag)	3 000	6 000	2	Bags
Albendazole 300 mg ovine	3 000	30 000	10	Pills
Vitamin complex	3 000	90 000	30	Pouches

Table 33: Training on the use of pastoral emergency kits

Region	District	Commune	Village/site	Number of sessions	Number of participants	Number of women
Ménaka	Ménaka	Ménaka	Ménaka	4	144	49
		Infouareitane	Infouareitane	3	108	36
		Tabankorte	Tabankorte	2	72	17
		Assakaraye	Assakaraye	3	108	45
		Tinabaw	Tinabaw	4	144	38
	Anderaboukane	Anderamboukane	Anderamboukane	3	108	32
		Inchinane	Inchinane	3	108	46
		Anouzagrene	Anouzagrene	3	108	39
		Tamalate	Tamalate	3	108	46
	Inékar	Inekar	Inekar	4	144	47
		Tissiwak	Tissiwak	2	72	28
Total				34	1 224	423

Risk management, lessons learned and project timeliness

Insecurity was the major obstacle facing the project implementation teams. Non-state armed groups were very active in the project's intervention areas. This situation has led households to move to more secure zones. To minimize risk, FAO and the implementing partners worked closely with administrative authorities and community leaders who have a clear understanding of the security situation and who had information on possible movements of armed groups. In addition, insecurity had a negative impact on the delivery of kit items distributed to project participants. It is common that delivery trucks are held for several days or even weeks while waiting for authorization from security services to continue their journey. Among the lessons learned, local purchases and advance purchases will now be favoured where possible to reduce the costs and risks associated with blocking the transportation of emergency kit delivery.

Results assessment framework

Results chain	Indicators	End of project target	Baseline	Result	Total achieved
Impact: To improve food security through the protection of pastoral livelihoods in areas of displacement.					
Number of households reporting improved food security as a result of emergency food production	At least 80% of beneficiary households	2 400	0		Final evaluation in progress, to be shared with Sida after completion.
Outcome 1: 3 000 conflict-affected pastoralists in the Ménaka region maintain their core livestock and protect their livelihoods, avoiding negative coping strategies (IDPs and host communities)					
Percentage of beneficiary households that have adopted stressful or worse strategies to cope with difficulties or shocks	L-CSI <20	<20	20.5		Final evaluation in progress, to be shared with Sida after completion.
Output 1.1. 3 000 vulnerable pastoral households protect their critical livelihoods					
Number of households reporting that their livelihoods have been protected through emergency kits	3 000 households	3 000 households	0	3 000 households (100%)	3 000 vulnerable households received emergency kits to maintain the health and weight of their animals

Niger

A woman stands with her goats received in exchange for FAO's distributed vouchers. © FAO

Programmatic overview

FAO project code	Funds provided (SEK)	Funds provided (USD equivalent)	SFERA funding window
OSRO/NER/200/SWE	5 million	513 927	N/A
OSRO/NER/209/SWE	2 918 700	300 000	AIRC
OSRO/NER/211/SWE	3 891 600	400 000	AA
Total	**11 810 300**	**1 213 927**	**-**

Three projects funded by Sida, which were implemented simultaneously, aimed to contribute to the achievement of the humanitarian, peace and development objectives in the Niger, namely to address humanitarian needs linked to escalating conflict-related violence, climate-related disasters and socioeconomic challenges. In addition, project activities were aligned with the Niger's 3N initiative ("Nigeriens nourishing Nigeriens") in the fight against the chronic shortages of food products, particularly cereals. These projects also complemented each other, as well as other CERF-funded projects, in terms of targets and objectives to reduce the vulnerability of populations exposed to the

shock of the effects of climate change and to contribute to the establishment of peace. During implementation, particular attention was paid to avoiding duplication.

At the end of the rainy season in November, food security actors meet annually to assess agricultural and pastoral deficits and the food security and nutrition situation in the Niger. This national workshop, called the *Cadre Harmonisé*, assessed priority areas at the departmental level according to the degree of vulnerability determined for municipalities (extremely vulnerable, moderately vulnerable, vulnerable). By using the harmonized framework, projects were able to identify priority areas and reach the most vulnerable groups, such as IDPs, returnees and female heads of households, among others. Moreover, depending on the areas of intervention, the projects positioned themselves to support the HRP and the government support plan, which followed the results of the harmonized framework and the Food Security Cluster's identified targets. Project interventions were implemented during the ideal period to mitigate the effects of food and nutrition crises propelled by the lean season (June to August). The AA project in particular sought to protect the gains achieved by other projects from the expected impacts of a new forecast of shocks, namely floods, that would disrupt agricultural livelihoods and food security.

OSRO/NER/200/SWE | Improving food security and resilience of communities in Diffa, Tahoua and Tillaberi

Relevance

The project operated in a context of unprecedented crises that were both structural (flood, drought, poverty) and cyclical (armed, inter- and intracommunity conflicts), which challenged the country's response capacities. In 2022, more than 600 000 people were in a situation of forced displacement, which affected their livelihoods. Women and children in particular were highly exposed to food insecurity, malnutrition and an increased risk of violence. The project operated in Diffa, Tahoua and Tillabéri and provided time-critical inputs to safeguard people's livelihoods and food security.

Affected populations targeting and selection

During the national *Cadre Harmonisé* framework workshop in 2021, needs assessments and their analyses informed evidence-based decision-making to determine project needs. Gender mainstreaming was integrated during the needs identification process. Municipal authorities, technical service providers, implementing partners and FAO collaborated throughout the process to identify areas/villages according to the outlined needs, as well as identify actions by other stakeholders (states, NGOs, etc.) and during other projects to avoid duplication.

With support from project staff, beneficiary selection was undertaken with a village committee comprised of community members, as well as implementing partners. Households in villages and in neighbouring displacement settlements in *Cadre Harmonisé* Phase 3 and above of food insecurity (November 2021) in Tillaberi, Diffa and Tahoua regions were prioritized.

Criteria used to select beneficiaries were related to households' livelihoods (farming or herding) according to the HEA. Households were registered and classified by the community into categories according to their assets, and households with less capital were prioritized. General assemblies were

instrumental in identifying and classifying beneficiaries according to the HEA. General assemblies validated beneficiary lists and facilitated beneficiary consensus and registration.

In Diffa, across three villages, it was planned that host populations and returnees would receive seeds, and returnees would benefit from tools cash+ activities so they could resume their livelihoods.

Figure 1. Beneficiary selection criteria

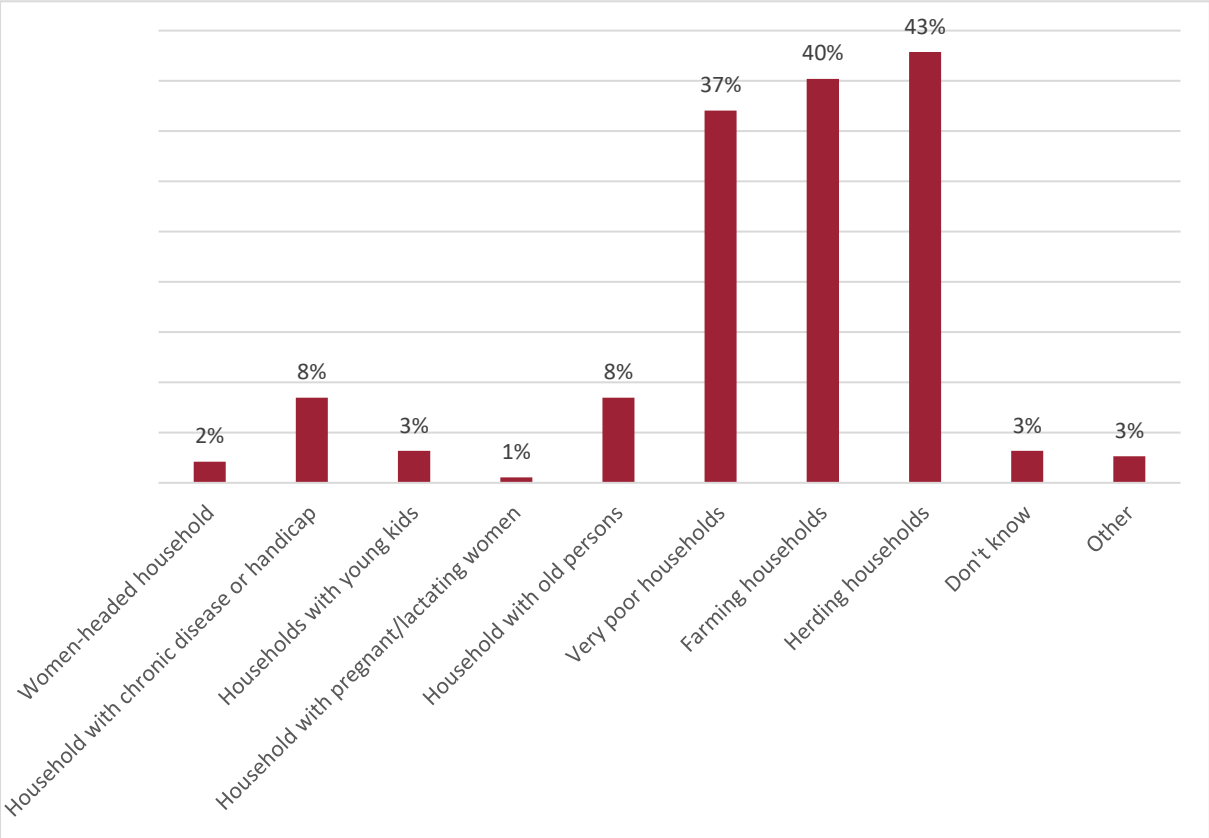

Survey results showed that:

- 99 percent of the 349 surveyed beneficiaries declared that they were satisfied with the selection criteria; and
- 64 percent declared that FAO reached the most vulnerable people in the community.

Community sensitization, PSEA and AAP

When signing LoAs with implementing partner NGOs, Adkoul and *Federation des Associations Pastorals et Collectifs Pastoraux de Diffa*, an information/awareness session was given to staff to ensure compliance with FAO's code of conduct, in particular on PSEA, fraud and accountability to affected people, among other topics.

A scoping meeting with all actors was then held to outline activity implementation. The implementing partners, accompanied by FAO, informed the authorities about the project and its start. At all the sites visited, village general assemblies were held, and focus groups of key informants were established. Key informants included village chiefs, site sages and women and youth representatives, who enabled the establishment and training of complaints committees, which were set up in each

village before the start of activities. After the establishment of key informant focus groups within each beneficiary site, beneficiaries were made aware of the different HEA categories (very poor, poor, middle and better-off). The categories were translated into local languages for best comprehension. The majority of beneficiaries (87 percent) declared they were given sufficient information about the project, with 97 percent reporting that they were sufficiently consulted on project activities and 98 percent indicating that activities were adapted to their needs.

In total, 86.5 percent of beneficiaries reported that the complaints mechanisms available were sufficient, with 91 percent indicating that they were accessible to all the community, including women and people with disabilities. Some 23 beneficiaries shared complaints or feedback related to the selection of beneficiaries, as well as the quantities of seeds and animal feed distributed. Meetings were convened with all actors to resolve the issues raised.

Achievements towards the set objectives and deviations

Overall, the project reached a total of 13 254 households (approximately 92 778 people), of whom 1 619 were headed by women, with inputs to support their livelihood activities.

Output 1. 10 000 vulnerable farming households have access to high quality agricultural inputs to resume production in communes in *Cadre Harmonisé* Phases 3 to 5

A total of 10 000 vulnerable farmer households (of whom 1 320 were women-headed) were reached with seed packages for rainfed production (Tables 34 and 35). In addition, 2 000 households, of whom 260 were women-headed (Table 36) received agricultural equipment and vegetable seeds. This increased access to high-quality agricultural inputs to resume production and enabled households to produce enough food for six months. Due to low availability of rice and maize seeds locally, these products were therefore not distributed as planned.

Table 34. Distribution of seeds

Season	Region	Commune	Total households	Women-headed households
Rainy season	Diffa	Chetimari	1 500	205
		Diffa	1 918	249
		Gueskérou	1 000	130
		N'Guelbely	500	75
	Tahoua	Babankatami	939	122
		Bouza	1 500	205
	Tillaberi	Say	1 500	205
		Tamou	1 143	149
Total			10 000	1 320

Table 35. Distribution of seeds for rainfed production

Kit 1		
Input	Quantity per household	Total distributed
Cowpea	5 kg	50 tonnes
Millet	10 kg	100 tonnes

Table 36. Distribution of vegetable seeds

Type of input (seed)	Total quantity distributed (kg)	Number of households	Quantity of input (kg/household)
Cabbage	40	2 000	0.02
Carrot	240	2 000	0.12
Lettuce	37	1 850	0.02
Okra	600	2 000	0.3
Tomato	40	2 000	0.02

Table 37. Tools distributed

Region	Department	Commune	Tools	
			Watering can	Hoe
Tahoua	Keita	Keita	200	400
	Tabalak	Tabalak	200	400
Tillabéri	Ouallam	Banibangou	150	300
		Dingazi	150	300
Diffa	N'Guigmi	N'Guigmi	150	300
		Kablewa	150	300
Total			1 000	2 000

Output 2. 300 households, women-headed or returnees in Diffa region received Cash+ support to resume their livelihoods

The project distributed Cash+ (Tables 38 and 39) to a total of 300 households, of whom 39 were women. While women heads of households were given priority in the villages during targeting, many of them had migrated to urban centres, decreasing the number available to receive inputs.

Table 38. Beneficiaries reached with Cash+

Season	Region	Commune	Households reached	Women-headed households
Dry season	Diffa	Bosso	100	13
		Kabalewa	120	16
		Geskerou	80	10
Total			300	39

Table 39. Composition of Cash+ kits

Kit 1		
Input	Quantity per household	Total distributed
Goats	4	1 200
Complete feed (kg)	120	36 000
Vaccines (doses)	12	3 600
Dewormers (doses)	8	2 400
Cash (USD)	99	29 700

Overall, 1 200 goats were vaccinated, dewormed and purchased by beneficiary households through a voucher scheme. Beneficiaries received a voucher for goats with a value of XOF 25 000 to XOF 30 000 (USD 40 to 50). They could then redeem the vouchers with three to four suppliers who had animals suitable to their preference. The voucher enabled the purchase of three female goats and one male at least six months old. Before purchase, a quarantine of two weeks was observed, during which animals received the required care (deworming, antibiotic coverage, etc.). The vaccination and deworming campaign was carried out by the local public veterinary service.

Complete livestock feed packed with nutrients was also distributed to keep the animals healthy during an extended dry season. Animals are an important source of meat and milk, as well as income for families in this region, so the distributions and health campaign contributed positively to the nutrition, health and economic development of the communities reached.

In addition to livestock assistance, unconditional cash was distributed by Niger Post. Physical currency was distributed. Before distribution, the list of beneficiaries was verified, and the complaints committee and local authorities were involved to ensure transparency. Overall, USD 29 700 was distributed to the 300 beneficiary households to help people meet their immediate needs and support their livelihood activities.

Output 3. 2 000 agro/pastoralist households have access to feed and veterinary care for their animals

A total of 954 households were reached with animal feed for, and treatment of, cattle, goats and sheep (Table 40 and 41). Originally, the project planned to reach 2 000 households. However, the project decided to increase the amount of wheat bran distributed per household to 150 kg due to the extension of the dry period caused by the impacts of climate change. This increased the amount of care animals required from three or four months to five.

Table 40. Animal feed distribution

Season	Region	Commune	Number of households	Women-headed households
Dry season	Diffa	Chetimari	233	30
		Gueskérou	100	13
	Niamey	Niamey 1	167	22
	Tahoua	Bambeye	167	22
	Tillaberi	Kollo	287	37
Total			954	124

Table 41. Composition of animal health kit

Kit 1		
Input	Quantity per household	Total distributed
Feed	150 kg	143 tonnes
Vaccines (doses)	12	11 448
Dewormers (doses)	8	7 632

Overall, 3 816 animals were vaccinated against pasteureulosis, peste des petits ruminants and sheep pox. A climate of insecurity impacted the vaccination campaign, and therefore the target of reaching 5 950 ruminants could not be met. The vaccination campaign within the framework of this project was conducted by the Ministry's technical livestock staff.

Impact and sustainability

Impact

FAO and partners conducted post-distribution monitoring after the project's end, interviewing 349 beneficiaries. The results are as follows.

The supply of quality millet and cowpea seeds, livestock feed and cash transfers have helped restore the livelihoods of the most vulnerable rural households, including host community and displaced populations. Households have seen their income increase and now have better access to basic healthcare and education. On average, each household harvested 603 kg of millet and 134 kg of cowpea during the cropping season. A total of 7 370 tonnes were harvested by beneficiaries.

- 100 percent of the beneficiaries were satisfied with the activity.
- Beneficiaries declared they received seeds in good (69 percent) or very good (30 percent) condition.
- Beneficiaries declared that the seeds distributed by FAO were better (44 percent) or far better (22 percent) than those they usually use. This was due to good germination and good performance and growth (Figure 2).
- Despite the support provided, 69 percent of beneficiaries declared they faced difficulties during the season, which were mostly attributed to crop damage (58 percent), plant diseases (22 percent) and insufficient water (21 percent).
- Beneficiaries requested extra support, including insecticides (50 percent), fertilizers (32 percent) and seeds (20 percent) to face the abovementioned challenges.

Figure 2. Beneficiaries' review of distributed seed germination, performance and growth

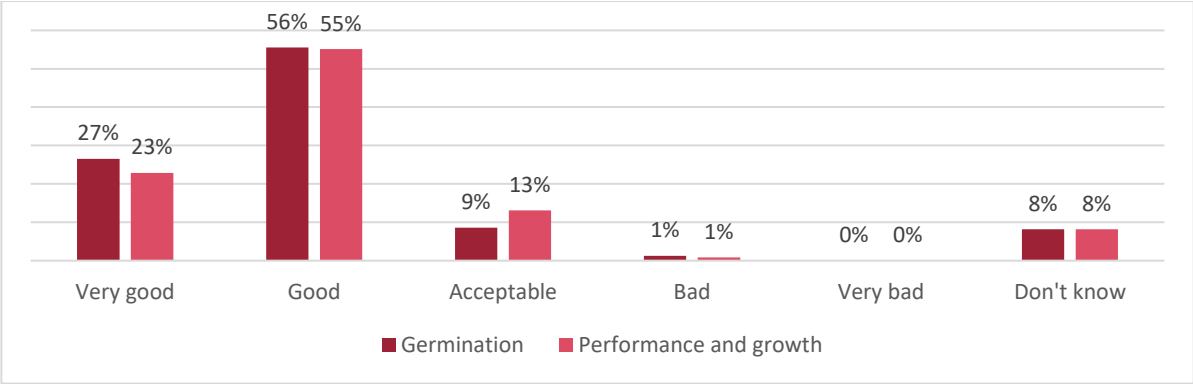

Table 42. Overview of achievements

Reduced coping strategy index			
No coping		Medium coping	High coping
87.70%		9.20%	3.20%
FCS			
Poor	Borderline	Acceptable	Average
7.20%	24.4%	68.5%	51.77
Food diversity score			
Poor	Borderline	Acceptable	Average
1.1%	21.8%	77.1%	6.73

Sustainability

Local NGOs implemented the project activities, which ensured they benefited from capacity building on cash programming and HEA, as well as could foster stronger relationships with the communities. This reinforced the objectives of the Grand Bargain. Cash and goats were used by beneficiaries in some places to develop income-generating activities and support their financial autonomy, lending to project sustainability. In most villages where seed distribution took place, at the end of the rainy season around October, a seed bank was set up with the local authorities to allow the same beneficiaries to access improved seeds for the coming year.

Risk management, lessons learned and project timeliness

Insecurity caused distribution delays for the implementing partner. However, no major risks were reported, and all activities were completed.

Results assessment framework

Results chain	Indicators	End of project target	Baseline	Total achieved
Impact: To improve food security in Tahoua, Tillabéri and Diffa.				
Outcome: Vulnerable people's livelihoods are strengthened and adapted to climate change to improve their food security and nutrition.	Number of people in Phase 3 or higher of food insecurity and malnutrition has decreased in target communes	-50%	11 250	-50%
Output 1. 10 000 vulnerable farming households have access to high quality agricultural inputs to resume production in communes in *Cadre Harmonisé* Phases 3-5	Number of households receiving seed package for rainfed production	6 000	0	10 000
	Number of households receiving seeds for irrigated production (maize, rice, etc.)	2 000	0	Seeds unattainable due to low availability locally.
	Number of households receiving vegetable seeds *(maraîchères)* and tools	2 000	0	2 000
Output 2. 300 households headed by women or returnees in Diffa region receive Cash+ support them to resume their livelihoods	Number of households receiving goat kit vouchers	300	0	300 (39 women)
	Number of households receiving Cash+	300	0	300
Output 3. 2 000 agro/pastoralist households have access to feed and veterinary care for their animals	Number of households receiving veterinary care for their animals	2 000	0	954 (124 women)
	Number of households receiving feed for their animals	2 000	0	954 (124 women)

OSRO/NER/209/SWE | Emergency response in agricultural and livestock livelihoods to the most vulnerable populations affected by food insecurity in the Niger

Relevance

In the Niger, the population continues to be affected by several crises, including agricultural failures linked to climate change, a security crisis caused by non-state armed actors, the COVID-19 pandemic and the food crisis caused by the war in Ukraine. To support the most vulnerable groups, a government response was crafted to support populations affected by the irregularity of the rains in all regions of the country, as well as provide inputs to overcome the lack of availability of seeds for the 2022 planting season. In line with the government response, the project centred on the provision of agricultural inputs to vulnerable households for the 2022 season to increase their production for consumption and sale in local markets.

Affected populations targeting and selection

Target communes and villages were determined according to the *Cadre Harmonisé* November 2021 analysis, which identifies villages facing food crises. Households within the categorized areas were targeted and selected by FAO according to the *Cadre Harmonisé* and HEA level of vulnerability. Village meetings were conducted, wherein testimonies were collected and inclusive household visits were conducted, which helped to further identify and target vulnerable households. In this process, women heads of households were prioritized. Awareness sessions were conducted by implementing partners at the community and decision-maker levels to ensure women were involved in all project activities.

The selection of beneficiary community members was made by local NGOs chosen based on their experience in the area, as well as with the distribution of agricultural inputs. The main criteria used were:

- Very poor: no income, no livestock, only productive land, no activities (employment or income-generating activities), some poultry.
- Poor: only productive land, has a donkey and poultry.

The project interventions were concentrated in the Diffa region, where emergency projects focus on the prioritization of returnees.

Community sensitization, PSEA and AAP

When signing LoAs with the implementing partners, the working modality was established to ensure FAO's guidelines for community awareness, PSEA and AAP were understood and adhered to. NGOs carried out information dissemination and sensitization for the authorities, technical service providers, civil society and project beneficiaries. Complaints committees were set up in each beneficiary village before the start of activities and included people from varying demographic backgrounds (youth, women, etc.). These committees ensured that the activities entrusted to the NGOs were carried out properly and any shortcomings could be reported to FAO by phone or in writing. Women's inclusion contributed greatly to the transparency of activities and respect for women's rights. The NGOs reported to FAO on a periodic basis. The technical service providers and

communal authorities could also report any grievances to FAO. There were no complaints during the implementation of the project.

Achievements towards the set objectives and deviations

Output 1. 9 400 vulnerable farmer households have access to quality agricultural inputs

The project supported vulnerable households with improved and early maturing seeds to produce food for their consumption and to sell at local markets. A total of 141 tonnes of seeds (94 tonnes of millet and 47 tonnes of cowpea) were procured by FAO through a competitive bidding process. The seeds were then analysed by certified technical service providers to verify their quality. Of the total seeds procured, 97.5 tonnes were distributed by implementing partners (Table 43) to a total of 6 500 vulnerable households, of whom 1 636 were headed by women, approximately 45 500 people. A breakdown of beneficiaries reached during the rainy season is outlined in the tables below.

Table 43. Kit per household

Kit 1		
Input	Quantity per household	Total distributed
Millet	10 kg	65 tonnes
Cowpea	5 kg	32.5 tonnes

With the high probability of poor production due to irregular rains and to ensure distributions were timely and could be used during the advanced agricultural season, the additional 29 tonnes of millet and 14.5 tonnes of cowpea were secured to assist the remaining 2 900 households during the 2023 rainy season to achieve the planned total of 9 400 households.

Table 44. Bosso region and district, number of households reached

Village	Households reached	Women-headed households
Abadam i et ii	120	30
Bague	80	20
Bague kiessa koura	35	9
Bandi i bandi koura	140	35
Barwa gana et barwa koura	175	44
Bassa	120	30
Boula gana ii	115	29
Bosso	180	45
Boulaye (blahi)	95	24
Dagaya i.2.3	170	43
Djaboullam I et II	80	20
Djaballam	30	8
Fedega waou	20	5
Fie boula koura	35	9
Gamgara i et ii	125	31
Kiessa bassa	85	21
Koukoudou	80	20
Mamouri	45	11
Tchassala	85	21
Arinna	25	6
Bague mandjari (dagale)	15	4
Djarawa	10	3
Fie boula gana /boulagana	25	6
Djaballa baloua	45	11
Yebi i (yebi kinguia)	65	16
Total	**2 000**	**501**

Table 45. Tomour region and district, number of households reached

Village	Households reached	Women-headed households
Baassouri	85	21
Guelle hole	75	19
Kakarwa	50	13
Kaoure	45	11
Toumour	180	45
Fourdi	95	24
Gagorce	35	9
Garoua	60	15
Karo	75	19
Marga	40	10
N'Gouba	60	15
Djariho	120	30
Sayam	80	20
Total	**1 000**	**251**

Table 46. N'Guigmi region and Kablewa district, number of households reached

Village	Households reached	Women-headed households
Kablewa	95	24
Kawa	55	14
Oudi peulh	35	9
Karen neben	15	4
Total	**200**	**51**

Table 47. Diffa region, number of households reached

District	Village	Households reached	Women-headed households
Gueskerou	Waragou	100	25
	Assaga	100	25
	Albassa n'gashua	100	25
	Kerenebam	100	25
	Garin dogo	100	25
	Subtotal	**500**	**125**
Chetimari	Djakidi	100	25
	Sayam djouloum	100	25
	Adji koyari	100	25
	Fannanari	100	25
	Mamari dina	100	25
	Subtotal	**500**	**125**
Total		**1 000**	**250**

Table 48. N'Guigmi region and district, number of households reached

Village	Households reached	Women-headed households
Yambal	30	8
Légam	30	8
Liskidi	30	8
Maïboutou	30	8
Oudi kanouri	30	8
Fréwa	30	8
Adjiri	40	10
N'Guiboulwa	40	10
N'Gléwa	50	13
Tchétchéno	30	8
Kassatchia	30	8
Mourtchatchi	40	10
Arikoukouri	40	10
Bori	40	10
Tchougoundi	30	8
N'Godobolom	40	10
N'Guigmi	170	43
Abdoungaïram	30	8
Lari kanouri	40	10
Total	800	206

Table 49. Maïné Soroa region and district, number of households reached

Village	Households reached	Women-headed households
Cheri	165	41
Dabimoa	40	10
Dirguia kangaroua	35	9
Dirwa peulh	50	13
Djet koram n guel karia (Manga et Peuhl)	50	13
Djetkoram manda (baredi)	25	6
Djetkoram manda ii	30	8
Faya issa	70	18
Faya kabia	25	6
Kaeytowa peulh	35	9
Kagoua	25	6
Kagoua boucar	55	14
Kaoudamaram	90	23
Kaoumaram	25	6
Kassouloua boukar	45	11
Kassouloua boula brine	40	10
Kassouloua koura	70	18
Kayetowa koura	45	11
Klawaji	65	16
Konan gao	65	16
Kongaroua kiari	30	8
Kongaroua kiari peulh	25	6
Mariri	55	14
N'guererewa	25	6
Saleri	75	19
Sissila	20	5
Souleri	25	6
Tata koutou	100	25
Tchagamari dina	45	11
Tchagamari koudjou	20	5
Yani sawarne	30	8
Total	1 500	377

Impact and sustainability

Impact

At the start of the project, beneficiary households had no seeds. The seeds received enabled each household to plant 1 ha, totalling 6 500 ha. This resulted in 700 kg of millet and 250 kg of cowpea produced per household, which represents about 6 175 tonnes of production in total, worth about the equivalent of USD 2 975 050. With these production results, households had five to six months' worth of food, as well as seeds for the coming season. Households were also able to meet other needs related to health, children's education and clothing for the family. In addition to fruitful harvests, agricultural byproducts were sold on the market. Altogether, these activities have helped households increase their income.

Table 50. Crop production for 2022

Type	Number of Households	Area planted (ha) (cowpea and millet combined)	Yield (kg/ha)	Production (tonnes)
Millet	6 500	6 500	700	4 550
Cowpea			250	1 625
Total			**950**	**6 175**

Table 51. Estimated production in USD

Type	Unit price (USD/kg)	Production (kg)	Total amount (USD)
Millet	0.416	4 550	1 892 800
Cowpea	0.666	1 625	1 082 250
Total	-	**6 175**	**2 975 050**

Note: Millet was valued at XOF 208 per kg at the time of harvest in 2022. Cowpea was valued at XOF 333 at the time of harvest in 2022. USD 1 was valued at XOF 500.

Sustainability

The project contributed to implementing a programme developed by the government to address the food crisis affecting the population in this area. Local actors have taken on the project without difficulty and with the results achieved, the project will be replicated in the long-term with a possible expansion to other areas of the country.

Risk management, lessons learned and project timeliness

The project activities were carried out without any major risks. Local NGO Karkara oversaw distribution and post-distribution monitoring activities, as they have experience in this function and a thorough knowledge of the project area. Karaka's strengths contributed to the smooth implementation of the project. FAO's operational team prepared for the project in advance of the agricultural season (preparation of technical specifications, identification of deficit areas, preparation of Memoranda of Understanding with partners). This anticipation allowed the project actors to implement it within the approved schedule.

Results assessment framework

Results chain	Indicators	End of project target	Baseline	Total achieved	Variation explained
Impact: To improve food security and nutrition by supporting the livelihoods of 9 400 rural households in *Cadre Harmonisé* Phases 3 and 4 of food insecurity, with particular attention to women-headed households and displaced persons.					
Outcome: Agricultural livelihoods are strengthened and adapted to climate change to improve the food security and nutritional situation of vulnerable households.	Number of people in Phase 3+ of acute food insecurity has decreased in zones of project intervention	-15%	0	-15%	
Output 1. 9 400 vulnerable farming households have access to quality agricultural inputs	Number of households receiving seed package for rainfed seed production, disaggregated by gender (men 75%, women, 25%)	9 400	0	6 500, of whom 1 636 women-headed	29 tonnes of millet and 14.5 tonnes of cowpea were secured to assist the remaining 2 900 households during the 2023 rainy season to achieve the planned total of 9 400 households. Rainfed agriculture is mainly practiced by men (more than 95%), which explains why fewer women-headed households were reached than planned.

OSRO/NER/211/SWE | Anticipatory actions against high flood, animal and plant health risks in the Maradi region

Relevance

The project context was characterized by chronic food insecurity due mainly to the effects of climate change (recurrent droughts and floods), health crises (malnutrition of children and women, epidemics and epizootics), sociopolitical crises (intercommunal and armed conflicts and, population displacements) and economic crises (surge in food prices). The March 2022 *Cadre Harmonisé* estimated that 4.4 million people were in a food crisis situation, including 425 805 people facing Emergency in the lean season (June to August 2022). In addition, the 2022 Regional Climate Outlook Forum for Sudano-Sahelian Africa predicted above-average or average runoff on the plains in the Maradi region within the Goulbi sub-basin.

In this context, forecasts on people's vulnerability to flooding in the peri-urban areas of the city of Maradi were used to implement an AA project before the end of July 2022. Project activities were planned to reduce the risk and impact of flooding to safeguard people's livelihoods.

Affected populations targeting and selection

The selection of households was carried out by community members with the support of NGO staff from *Comité d'Appui au Développement Local* (CADEL). Beneficiaries were selected using HEA, prioritizing households living in flood-prone areas, those headed by women, and those with pregnant and lactating women, with children under five years of age and people living with disabilities.

The selection of beneficiaries was a participatory process. A meeting was held with the communal authorities, technical service providers, CADEL and FAO to identify the beneficiary areas/villages according to the needs and actions already carried out by other actors (states, NGOs, projects, etc.). Households were classified by the community into categories (very poor, poor, middle and better off) according to HEA criteria. The poorest and most vulnerable households were selected as beneficiaries. This list was then presented to a general assembly and confirmed.

The project was implemented in Maradi in the targeted geographical area as planned. Targeting of intervention areas and beneficiaries was effective in achieving the project's objectives. An official launch of the activities was held in the presence of all stakeholders.

Community sensitization, PSEA and AAP

When signing LoAs with CADEL, an information/awareness session was given to staff to support compliance with FAO's code of conduct, in particular on PSEA, fraud and accountability, community conflicts and violence, among other topics. A scoping meeting with all actors was then held to outline activity implementation. The implementing partner, accompanied by FAO, informed the authorities about the project and its start. At all the sites visited, village assemblies were held, through which the ratio was defined by category of vulnerability and focus groups of key informants were established. Key informants included village chiefs, site sages and women and youth representatives, who enabled the establishment and training of complaints committees, which were set up in each village before the start of activities. After the establishment of key informants within each beneficiary site,

beneficiaries were informed of the different HEA categories. The categories were translated into local languages for best comprehension.

Achievements towards the set objectives and deviations

A total of 25 958 households (approximately 181 706 people), of whom 12 490 were households headed by women, were reached by the project. Of this total, 15 000 households (of whom 7 350 were women-headed) participated in awareness-raising activities on disaster risk reduction and early action in the face of flood risks for the upcoming season. Another 9 000 households (of whom 4 527 were women-headed) participated in awareness-raising activities on the biological control of leafmining millet caterpillars. In addition, 1 000 households (of whom 313 were women-headed) were provided with veterinary care for their livestock. Finally, 958 households (of whom 300 were women-headed) participated in cash-for-work activities or received unconditional cash transfers.

Output 1. 15 000 vulnerable households are sensitized in prevention and prepared for climatic and phyto- and zoo-sanitary risks

A total of 15 000 households (of whom 7 350 were women-headed) participated in awareness-raising activities on disaster risk reduction and early action in the face of flood risks for the upcoming season. This included topics on flood prevention and management. Another 9 000 farming households were engaged in awareness-raising activities and trained on the biological control of the leafmining millet caterpillar (with *Habrabracon*), a plant pest whose likelihood of occurrence increases at times of floods.

The control of the leafmining millet caterpillar, supported by FAO, was implemented by the Food Security Working Group (*Groupe Technique Sécurité Alimentaitre*) of Maradi. Two missions were led in each department to plan when to carry out the sensitizations and the biological control of millet caterpillar, which included focus groups and the dissemination of messages by community radio stations across concerned localities.

A total of 3 600 petri dishes were used for direct release of *Habrabracon* to facilitate the biological control of the leafmining millet caterpillar in the selected localities. In doing this, all the probable attack zones of the leafmining caterpillar were well identified, and the direct release operations well planned and carried out. The Departmental Directorates of Agriculture, town hall committees and the very active village monitoring committees were of significant assistance in terms of alerting communities to take immediate action. As a result, and compared to previous years, it has been noted that most of the previous leafmining caterpillar attacks have been prevented thanks to timely releases, especially in villages with an early sowing.

The indirect beneficiaries of this campaign are estimated at 3 329 826 people who benefited from the control of the leafmining millet caterpillar and will see their plots protected.

In addition to this activity, another 1 000 households, about 7 000 people, were reached with veterinary care to control flood-induced outbreaks of animal diseases. Staff of the Municipal Livestock Service and technicians from the Regional Directorate of Livestock in Maradi from the surrounding municipalities participated.

Table 52. Vaccination of small ruminants during the rainy season

Region	Commune	Villages	Planned number of households	Women-headed households
Maradi	City of Maradi	Commune I	232	95
		Commune II	485	148
		Commune III	283	70
Total			1 000	313

To reach the most people residing in the city of Maradi, a team from the Municipal Livestock Service and local radio services were used to raise awareness among the population on animal health issues and the start of the animal health prophylaxis campaign.

Vaccines against peste des petits ruminants and veterinary drugs (Albendazole, Ivermectin) were provided by FAO. In the three communes of the city of Maradi, 4 000 small ruminants (2 092 goats and 1 908 sheep) belonging to 1 000 households (Table 52), were vaccinated, dewormed and supplemented with a vitamin complex.

Table 53. Situation of vaccinated small ruminants

Kit 1	
Input	Quantity per household
Number of peste des petits ruminants vaccines	4
Total animal vaccines	4 000

Output 2. Productive assets and livelihoods of vulnerable households are protected from flooding

A total of 508 households participated in cash-for-work activities. As a result, 1 200 m of dykes were built in the municipality of Djirataoua, and another 1 600 m of dykes were built in Madarounfa. The dykes helped prevent water stagnation points and contributed to the development of water drainage circuits. Regarding the quantity of cash distributed, there were five different types of workers who each received different amounts according to their role, in two payments (Table 55).

The project carried out topographical surveys with differential GPS on the two sites. The topographical plan was used to design the works and draw up the execution plan. In addition, awareness and training sessions on flood prevention and management were held in the target villages for around 15 000 households. Trainings were supplemented by the production of sketches and documentary films broadcast on community and regional radio stations. Training themes centred on:

- Climate change phenomena and flooding;
- Causes and consequences of floods;
- Importance of sanitation in homes and the village; and
- Management and maintenance of sanitation facilities.

In addition to cash for work, unconditional cash was distributed to 450 households, including 350 households in Maradi, 50 in Djirataoua and 50 in Madarounfa, so that people could meet their basic needs and support their income-generating activities in preparation of anticipated shocks.

These activities were implemented through an LoA signed between the FAO and CADEL.

Table 54. Households participating in cash for work and receiving unconditional cash during the rainy season

Region	Commune	Villages	Number of households	Women-headed households
Maradi	Djiratawa	Djirataoua	50	36
	Madarounfa	Angoual Mata	30	21
		Bagalam	9	7
		Bourja	23	11
		Hassaibi	1	-
		Limantchi	28	16
		Maradaoua	72	48
		Maradi	52	23
		Maya Oukou	20	14
		Nouveau Carré	54	39
		Soura Bildi	70	27
		Yan Daka	40	23
		Zaria	1	-
		Djirataoua	288	28
		Angoual Mata	126	-
		Maya Oukou	94	7
Total			958	300

Table 55. Cash distributions

Kit 1				
Input	Quantity per household (XOF)	Total distributed (XOF)	Quantity per household (USD)	Total distributed (USD)
Cash for work	XOF 99 350	XOF 50 470 000	165	84 000
Unconditional cash	XOF 40 000	XOF 18 000 000	67	30 000
Total	-	XOF 18 000 000	-	114 000

Impact and sustainability

Impact

The construction of earthbag bunds on the fragile segments of the Goulbi Maradi Valley bank affected by high floods (June and July 2022, before the peak of the floods) allowed the protection of agricultural estates and dwellings (hydro-agricultural development, fields and habitats). These structures protected seeds/seedlings along the banks from flooding and allowed producers to secure their production. The more vulnerable households benefiting from cash transfers were able to get

through the lean season without difficulty and without having to resort to selling their productive assets.

The health situation of small ruminants in 2022 (compared to that of 2021, as well as the past ten years) remained under control due to the vaccination campaign, which contributed to significantly reducing the risk of epidemics.

Agricultural production in 2022 was significantly higher than in 2021 due to the good distribution of rainfall and especially the impact of the caterpillar control operations, as indicated by many of the sampled producers. In the areas most vulnerable to river flooding, anticipatory actions have made it possible to mitigate their impacts.

In addition, the project activities, including awareness-raising on disaster risk reduction, have helped to build community resilience to flooding and promoted community cohesion.

FAO conducted a survey in March 2023 among 640 households in communities benefiting (374) and not benefiting (266) from the project's interventions to assess the effects on agropastoral production and food security. Households surveyed in the area protected by a dyke were only half as likely (41 percent vs. 80 percent) to report that their fields were flooded in the 2022 rainy season compared to households that did not benefit from the project interventions.

Specifically, the project's interventions contributed to a reduction of 11 percent in the quantity of millet lost to flooding, including 13 percent for sorghum, 7 percent for cowpeas and 9 percent for groundnuts.

Figure 3: Share of sown quantities lost following floods (by percentage)

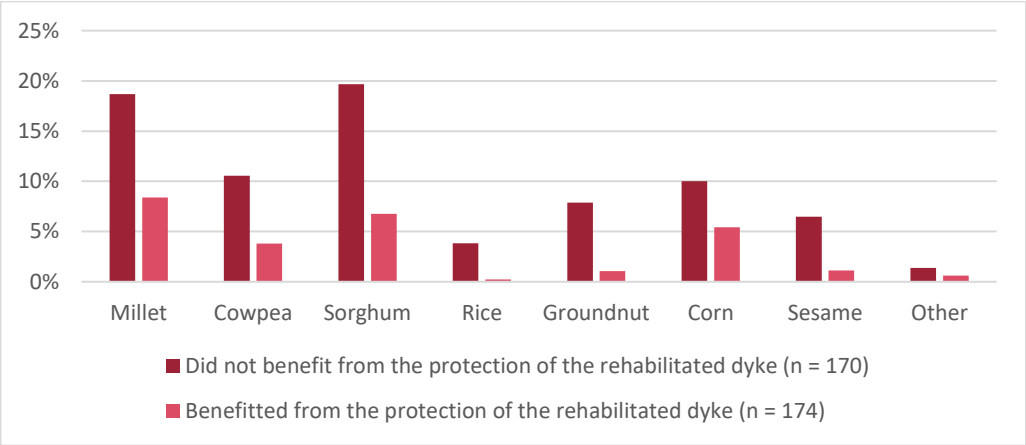

The protection of the dykes may have contributed to improved yields compared to flooded areas, with 305 kg per ha for millet in dyke-protected areas compared to 274 kg per ha in unprotected areas. However, the absence of real baselines (2021 and earlier seasons) makes it difficult to determine with certainty that the better yields were generated by the presence of the dykes alone.

Figure 4: Average household yields (kg/ha)

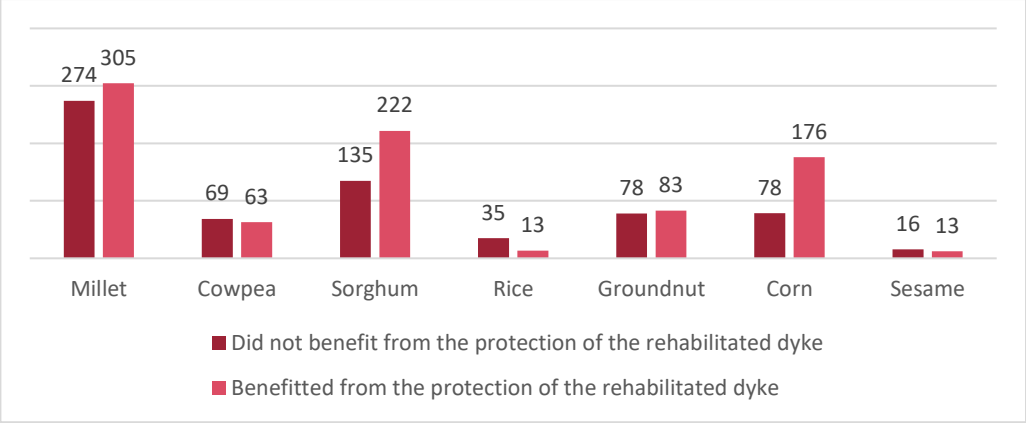

In terms of perceptions, the majority of households benefiting from the rehabilitation of the dykes agreed or strongly agreed with the statement that they felt fully prepared against flooding. In the group of households whose fields were not protected by the dyke, only 24 percent of households agreed or strongly agreed with the statement above.

Figure 5. Household agreement with the statement "my household is perfectly prepared against floods that could occur during the rainy season"

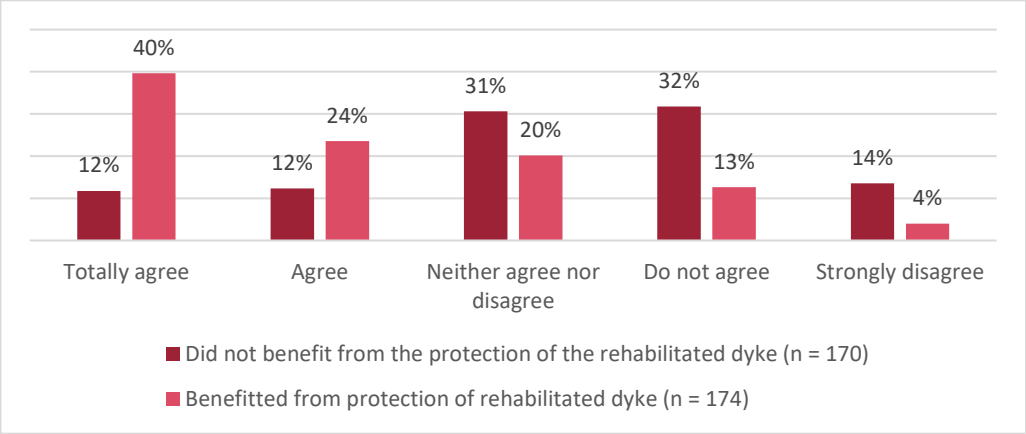

Figure 6: Household agreement with the statement "If a severe flood were to occur, my household would be amongthe best protected in the community"

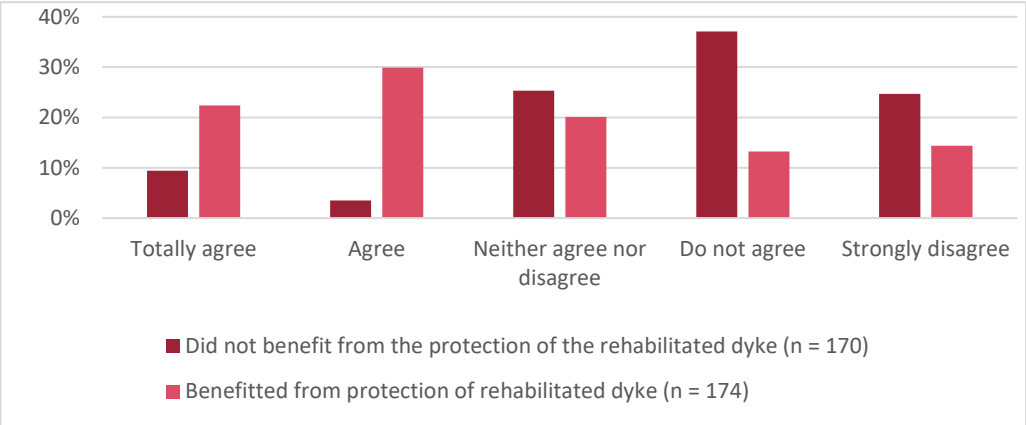

For millet caterpillar infestations, no control group could be formed due to the extent of coverage. Comparisons were therefore made with the year 2021 among all households surveyed. Compared to 2021, households estimated that millet caterpillar losses had been reduced by 39 percent.

Figure 7: Proportion of millet lost following millet caterpillar infestations by year (n = 640)

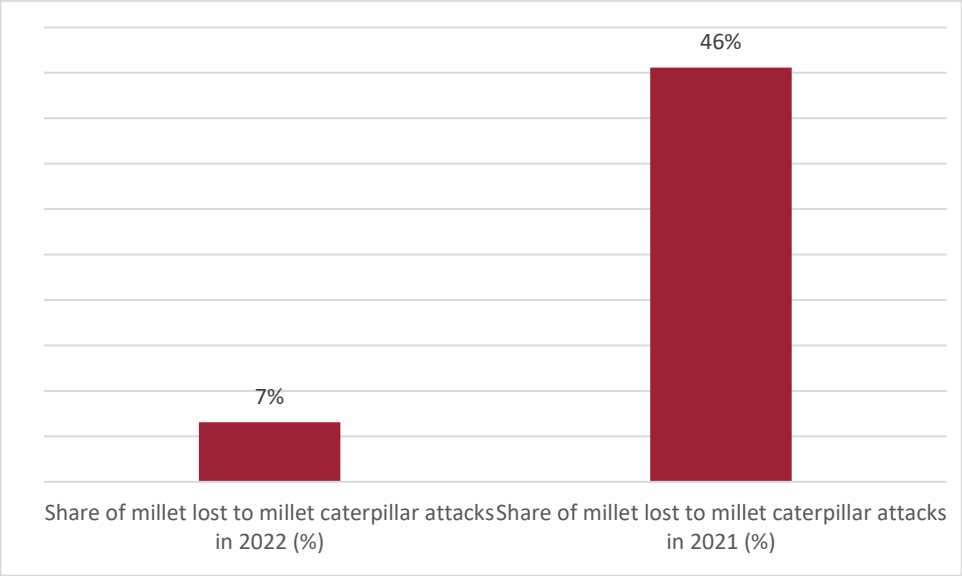

It can be observed that households benefiting from vaccination have not experienced a drop in tropical livestock units (TLUs) since the start of the rainy season. In addition, 9 percent fewer households reported that some of their animals had fallen sick as a result of the floods, and 10 percent fewer reported that some had died as a result of the floods.

Table 56: Impact of animal vaccination

Livestock status	TLU in June 2022	TLU in March 2023	Share of households reporting that some of their animals fell ill due to flooding between June 2022 and December 2022	Share of households reporting that some of their animals died due to flooding between June 2022 and December 2023
Unvaccinated	1.02	1.01	23.8%	10.7%
Vaccinated	0.71	0.75	14.7%	0.9%

According to the post-distribution survey conducted in October 2022 involving 376 respondents, the expenditure made by beneficiaries with the money received was mainly on food (USD 49), the purchase of animals (USD 26) and savings (USD 17). Additionally, according to households receiving conditional cash transfers under cash for work, the money distributed covered the household's domestic needs for 8.5 weeks. Households receiving unconditional transfers reported that the money covered their needs for 6.2 weeks.

The majority of beneficiary households had an acceptable FCS in both rounds, with 61 percent having an acceptable FCS in October 2022 and 55 percent in March 2023. The adoption of coping strategies (collected only in March 2023) remains limited for the period.

Figure 8: Percentage of beneficiary households according to the adaptation strategies adopted

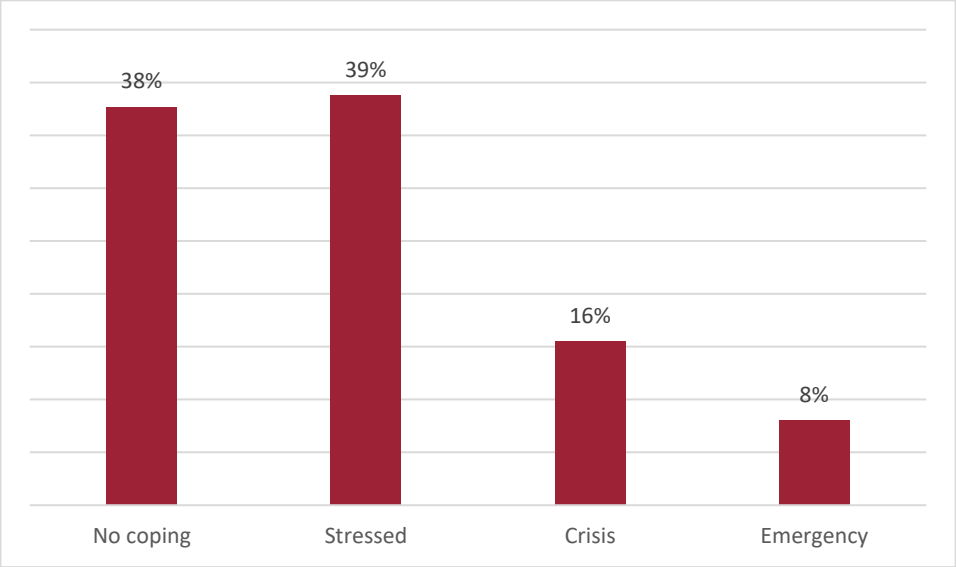

Sustainability

The project, by its main objective, contributed to the second main priority of the Grand Bargain. On the one hand, through the involvement and ownership (strong leadership) of local organizations (NGOs, communities, etc.) in the early warning and AA activities, the project strengthened their capacity to be better prepared for flood, reducing the impacts of the shock. Moreover, project activities strongly involved and supported local actors. Finally, to support stronger ownership of the project's achievements and sustainability, training and organization of communities into earth dam maintenance brigades was initiated to ensure good water management.

Risk management, lessons learned and project timeliness

No major risks were reported. In terms of lessons learned, the following can be noted:

- The continuation of the construction of earthbag bunds on the fragile segments of the banks of the Goulbi Maradi valley, likely to overflow in the event of heavy flooding in 2023, served to protect the other areas (farms and habitats) downstream of the river against the risk of flooding.
- Vaccinating animals against transboundary animal diseases in 2023 to mitigate the risk of epizootics and high animal mortalities due to flooding proved effective.
- Local-level early warning systems for floods should be strengthened to provide essential information to trigger AA.
- Institutionalizing the AA approach would allow for scaled-up interventions in the future.

Results assessment framework

Results chain	Indicators	End of project target	Baseline	Total achieved	Variation explained
Impact: Livelihoods of vulnerable people in Maradi protected through early action.					
Outcome: Vulnerable households in Maradi more resilient to shocks through early action	Percentage of beneficiaries reporting the adoption of risk preparedness practices	70	0	64	Trainings on resilience to shocks were carried out in focus groups, and not all populations in the target villages participated. Awareness messages were broadcast through community radio stations to ensure broader uptake.
Output 1. 15 000 vulnerable households are sensitized in prevention and prepared for climatic and phyto- and zoo-sanitary risks	Number of households reached in shock prevention and preparedness measures	15 000	0	15 000	
	Number of animals vaccinated and dewormed	4 000	0	4 000	
Output 2. Productive assets and livelihoods of vulnerable households are protected from flooding	Number of people participating in cash for work	508	0	508	
	Number of ha protected against flooding (or linear metres of dykes)	Djirataoua: 450 m and Angoual Mata: 550 m	0	1 200 m in Djirataoua; 1 600 m in Angoual Mata and Madarounfa	
	Number of households receiving cash transfers	450	0	450	
	Percentage of households with male heads of household	70%	0	67.3%	
	Percentage of households with female heads of household	30%	0	32.7%	

Nigeria

A woman holds the base of a SAFE stove distributed by the project. ©FAO/David Tsokar

Programmatic overview

FAO project code	Funds provided (SEK)	Funds provided (USD equivalent)	SFERA funding window
OSRO/NIR/202/SWE	11 million	1 130 640	N/A

The project contributed to the broader objectives of Nigeria's CPF (2018–2022), the 2022 HRP and the Buhari Plan, as well as to the recommendations of the Northeast Nigeria Recovery and Peace Building Assessment through the implementation of its activities. Moreover, the project is aligned with CPF Priority 5, "Enhancing disaster risk reduction, resilience building and emergency management towards strengthening the humanitarian-development nexus", which considers Nigeria's humanitarian and development needs. It was also aligned with HRP Strategic Objective 1, "Save lives by providing timely and integrated multisector assistance and protection interventions to the most vulnerable" and Objective 3, "Strengthen the resilience of the affected population, promote early recovery and voluntary and safe durable solutions to displacement and support social cohesion". In addition, it contributed to several SDGs, including SDG 1 (No Poverty), 2 (Zero Hunger), 5 (Gender Equality), and 8 (Decent Work and Economic Growth).

The project, alongside others funded by different partners, including the CERF, ECHO and the Governments of German, Japan, Switzerland and Norway, has directly contributed to achieving the food security and livelihoods sector objectives set out in the 2022 HRP. Through these interventions,

FAO improved the food security, nutritional status and incomes of conflict- and pandemic-affected households through the provision of improved crop production and livestock restocking kits. Furthermore, through the SAFE intervention, kits provided to vulnerable households have reduced protection risks associated with the collection of firewood for women and girls.

OSRO/NIR/202/SWE | Improved production, availability and access to nutritious food for vulnerable IDPs returnees and host communities

Relevance

The persistently high level of food insecurity and malnutrition in northeast Nigeria across Borno, Adamawa and Yobe (BAY) states continued to be driven by ongoing conflict, high levels of displacement and the disruption of food production systems and supply chains. The requisite human and socioeconomic losses have been negatively affecting production systems leading to reduced crop yields and livestock productivity. While the number of people classified under *Cadre Harmonisé* Phases 3 to 5 witnessed a 25 percent reduction – from the 4.4 million projected in the lean season of 2021 to 3.5 million projected during the same period in 2022 – the absence of humanitarian interventions threatened to reverse or even deteriorate those gains. In a context like northeast Nigeria, where more than 80 percent of the population is situated in rural areas and relies on the food they produce to survive, limited availability and access to quality agricultural inputs would degrade the capacity of subsistence farming communities to produce their own food. Therefore, a scale up of agriculture-based livelihood assistance was required to boost nutrition and food security.

Affected populations targeting and selection

The 2022 HRP indicated the need to support 2.7 million people with agricultural livelihood assistance. FAO scaled up the plan to support 1.77 million people (approx. 253 000 households) in Borno, Adamawa and Yobe states. FAO prioritized local government areas (LGAs) with high populations in *Cadre Harmonisé* Phases 3 to 5. Beneficiaries were selected through a participatory approach. Community selection committees, including representatives of men, women, youth and community leaders, facilitated the beneficiary selection process following FAO criteria:

- household status, i.e. IDP, returnee or host community household;
- households with malnourished children and children under five years of age;
- women-headed/women-led households;
- access to land for cultivation; and
- women and girls facing protection risks.

The targeted beneficiaries were the most vulnerable among IDPs, returnees and host community members that were identified by the selection committee through wealth ranking. The effectiveness of the selection process was evaluated through a post-distribution assessment conducted by FAO. The findings indicated that 89 percent of interviewed beneficiaries across Borno, Adamawa and Yobe states were satisfied that only eligible beneficiaries were targeted to receive the assistance. Overall, 90 percent of the interviewed beneficiaries also reported that they were well informed about the assistance, with 96 percent attesting to the project's appropriateness to their needs.

Community sensitization, PSEA and AAP

Community sensitization was critical to fostering a robust understanding among stakeholders about the project objectives, outputs and target beneficiaries. Sensitization of project activities started with community stakeholder consultations, wherein FAO and its implementing partners informed the government and communities about the project, target locations and eligible beneficiaries. Community-based participatory planning brought together all stakeholders. Through this, FAO mitigated possible resistance by the rest of the community for not being considered for assistance. Men and women were also sensitized on gender equality to promote equal participation of women and youth in agriculture, which strengthened their knowledge of how women are uniquely affected. Stakeholders were adequately informed on how to report any complaints they may have had or feedback they wished to provide on the assistance. Help desks were established at distribution centres in all locations, and a toll-free line was provided for beneficiaries to call and register their complaints or provide feedback. A dedicated focal point at FAO received the complaints and routed them to the appropriate technical lead. Most of the feedback received was related to livestock health issues. Personnel of the Veterinary Teaching Hospital (FAO's partner) responded to the calls. Beneficiaries later expressed their satisfaction with the services provided.

Achievements towards the set objectives and deviations

The project reached a total of 13 600 households (approximately 95 200 people), of whom 7 803 were headed by women.

Output 1. Farming households have access to quality agricultural inputs and training

Under this Output, a total of 9 000 households, of whom 3 346 were headed by women, received agricultural support for the rainy and dry seasons to boost production and strengthen livelihoods.

Rainy season input assistance reached 5 000 households in eight LGAs across Borno, Adamawa and Yobe states (Table 57). This included IDPs, returnees and vulnerable members of host communities.

Table 57: Beneficiaries of rainy season inputs per location

Season	State	LGA	Villages/community	Total households	Women-headed households
Rainy season 2022	Adamawa	Girei	Damare	515	274
		Madagali	Sabongari	485	176
	Borno	Jere	Khaddamari	803	266
		Konduga	Kawuri	284	142
		Mobbar	Zannari	385	150
		Monguno	Musaram	1 026	167
	Yobe	Fune	Jajere	949	286
		Geidam	Gwaltoram	553	144
Total				5 000	1 605

Male-headed households constituted the majority (68 percent) of the rainy season input beneficiaries, and women-headed households made up the remaining 32 percent. Distribution to beneficiaries by household status indicated that host communities were the majority of recipients (62 percent), followed by returnees (21 percent) and IDPs (17 percent).

FAO distributed 71.23 tonnes of assorted crop seeds (cereals, pulses and vegetables) and 112.5 tonnes of fertilizer during the 2022 rainy season. The inputs distributed consisted of two main packages outlined in Table 58.

Table 58. Composition of rainy season kits distributed

Kit 1		Kit 2	
Input	Quantity per household	Input	Quantity per household
Millet or sorghum or maize	8 kg millet, or 8 kg sorghum, or 10 kg maize	Okra	100 g
Cowpea	10 kg	Amaranth	80 g
		Groundnut or sesame	10 kg groundnut, or 1.5 kg sesame
Fertilizer (NPK 15-15-15)	25 kg	Fertilizer	25 kg

In addition to the inputs, beneficiaries received training on basic agronomic practices to ensure optimum utilization of the inputs package. During the rainy season, FAO supported the establishment of 12 FFS, through which 330 beneficiaries received community agricultural extension services and training on good agronomic practices, including microdosing fertilizer application, plant spacing and pest management practices.

The 2022/23 dry season intervention targeted 3 000 households (approximately 21 000 people) in five LGAs across Borno, Adamawa and Yobe states outlined in Table 59. Male- and women-headed households constituted 66 and 34 percent of the beneficiaries, respectively. Disaggregation of the beneficiaries by household types indicated host community, returnee and IDP households were 39, 36 and 25 percent of total beneficiaries, respectively. Dry season inputs assistance prioritized areas (and households) that had access to water sources for irrigation, among other criteria.

Table 59. Distribution of dry season inputs beneficiaries by location

Season	State	LGA	Villages/community	Total households	Women-headed households
Dry season 2022/23	Adamawa	Girei	Modire/Labondo	600	189
	Borno	Bama	Soye/Banki	1 000	357
		Konduga	Konduga/Wanori	500	238
	Yobe	Bursari	Guba	450	91
		Gujba	Wagir/Mutai	450	134
Total				**3 000**	**1 009**

The dry season assistance was aimed at improving households' access to nutritious food and income through the provision of a vegetable kit consisting of six types of vegetable seeds and NPK fertilizer (Table 60).

Table 60. Composition of dry season kits and households reached

Type of input (seed/fertilizer)	Quantity of input (kg/household)	Number of households	Total quantity distributed (kg)
Amaranth	0.2	3 000	600
Cabbage	0.02	3 000	60
Carrot	0.12	3 000	360
Okra	0.3	3 000	900
Onion	0.25	3 000	750
Tomato	0.02	3 000	60
Fertilizer	25	3 000	75 000

In addition to the inputs, beneficiaries received training on good agronomic practices through FFS. Ten FFS were established across the locations, where 280 beneficiaries were trained. FAO has a pool of trained FFS facilitators across Borno, Adamawa and Yobe states that facilitate farmer training within the implementation localities. The learning modality included self-paced learning to identify and solve problems encountered by the farmers to improve farm productivity.

Overall, FAO supported the establishment of 22 FFS for the rainy (12) and dry (10) seasons. This indicates that the target of five FFS was exceeded, thanks to FAO's programmatic approach where projects with similar activities complemented one another. FFS are innovative platforms, through which beneficiaries' agricultural knowledge and skills are improved. Each FFS consisted of between 25 and 30 participants. Therefore, through the 22 FFS, approximately 610 farmers were trained in various agronomic practices, including fertilizer application and integrated pest management.

In addition, another 1 000 of the most vulnerable households with limited or no access to land across Borno, Adamawa and Yobe states received assorted vegetable seeds and fertilizer to establish home gardens (Table 61) to diversify their diets through production and increased consumption of nutrient-dense vegetables.

Table 61: Composition of microgardening kits

Kit composition	Quantity of input (g/household)	Number of households	Total quantity distributed (kg)
Amaranth	10	1 000	**10**
Cabbage	10	1 000	**10**
Carrot	10	1 000	**10**
Okra	20	1 000	**20**
Sorrel	20	1 000	**20**
Fertilizer (NPK 15-15-15)	25	1 000	**25 000**

Table 62 presents a breakdown of beneficiaries by location and households reached. These beneficiaries also received trainings on microgardening techniques and best nutrition practices. The homestead gardening programme is targeted at improving households' food security and nutrition. As a result, these households were able to generate income from sales of surplus production.

Table 62: Beneficiaries of microgardening inputs per location

Season	State	LGA	Villages/Community	Number of households	Women-headed households
Dry season 2022/23	Adamawa	Girei	Damare	60	46
		Gombi	Gombi	180	151
		Yola South	Malkoyi	60	39
	Borno	Jere	Old Maiduguri	215	152
		MMC	Dala Polo	285	144
	Yobe	Damaturu	Damaturu/Kukareta	150	150
		Fune	Damagum	50	50
Total				1 000	732

Output 2. Conflict-affected people, particularly women, have diversified livelihoods assets

Through this output, FAO targeted the most vulnerable women-headed households with livestock restocking to restore their critical livestock assets and enhance household income-generating capacity, nutrition and food security. In 2022, the project distributed goat restocking kits to 600 households (approximately 4 200 people), which included IDPs, returnees and vulnerable host community members in Fune, Madagali and Monguno LGAs of Borno, Adamawa and Yobe states, respectively (Table 63).

Table 63: Distribution of livestock input beneficiaries by location

State	LGA	Villages/Community	Women-headed households
Adamawa	Madagali	Pallam	170
Borno	Monguno	Bakassi/Kuya	250
Yobe	Fune	Mil Biyar	180
Total			600

Each beneficiary household received four breeding-age goats (three females and one male) and animal feed, including 100 kg of cowpea husks, 50 kg of cottonseed cakes and 2 kg of mineral blocks. The livestock support aimed at enabling quick multiplication to strengthen beneficiaries' asset base and enhance their protection from socioeconomic exploitation and abuse.

The Department of Veterinary Services in Adamawa and Yobe states, as well as the Veterinary Teaching Hospital of the University of Maiduguri in Borno, provided quality assurance services that included quarantine and screening of goats to ensure conformity with FAO's technical health specifications. FAO has leveraged this collaboration across the states to provide post-distribution veterinary support to beneficiaries, which has increased survival rates and enhanced productivity.

Output 3. Conflict-affected households, mostly women, have better access to energy and to environment-friendly livelihoods.

Under this output, the project reached approximately 28 000 people in Borno and Yobe states with SAFE kits, which included one fuel-efficient stove and 2 kg of briquettes. This activity contributed to reducing protection risks that women and girls face during firewood collection, as well as curtailing deforestation by reducing tree felling for fuelwood. Overall, 96 percent of the beneficiaries were women (Table 64).

Table 64: Distribution of SAFE kit beneficiaries by location

State	LGA	Villages/Community	Planned number of households	Women-headed households
Borno	Gwoza	Pulka	2 000	1 968
Yobe	Gujba	Yerimari	2 000	1 889
Total			**4 000**	**3 857**

Impact and sustainability

Impact

Household food production and productivity increased

The rainy season crop assistance to 5 000 households supported their food production through improved access to quality agricultural inputs. Through this assistance, beneficiaries were able to increase their yields and, in turn, food availability for their households. According to the findings of a post-harvest survey conducted by FAO after the 2022 crop harvest, households were able to increase the coverage of their stored foods from their own production from four to six months. The target of producing an average of six months' worth of food from the input package received was therefore achieved. However, this was less than the 7.1 months achieved in 2021. This difference is attributable to the 2022 rainy season. While it started well, with little or low incidences of dry spells, which characterize rainy season production across the northeastern context, floods affected many farmlands across project implementation areas.

The findings also indicated an average reduced coping strategy index (rCSI) of 10.3, which represents a substantial leap from the baseline of 23. The target of reducing the average rCSI was therefore met. Furthermore, about 64 percent of the interviewed households had reported adopting no or low levels of coping mechanisms to deal with challenges related to food shortages, thanks to increased food availability for households.

For dry season input support to 3 000 households for the 2022/23 farming season, a survey was conducted by FAO to determine its impact. The survey indicated that beneficiaries produced, consumed and sold various quantities of vegetables, enabling them to generate income. The sale of excess harvest contributed an average of 41 percent to beneficiary households' income. The findings also showed an increase in vegetable consumption among beneficiary households, which had positive effects on their dietary diversity. Beneficiaries reported using the income generated for various needs, including meeting essential household needs such as clothing, shelter, healthcare and children's education.

In addition, 1 000 of the most vulnerable households with limited or no access to land across Borno, Adamawa and Yobe states received assorted vegetable seeds and fertilizer to establish home gardens. Findings from an assessment of the activity indicated 97 percent of interviewed beneficiaries had increased their average weekly intake of vegetables from two to five times, as well as increased their income by USD 8.20 to USD 16.20 (NGN 3 785 to NGN 7 485) from sales of vegetables, within 30 days before the survey.

Farmer knowledge and skills in agricultural production improved

FAO supported the establishment of 22 FFS. An assessment conducted by FAO revealed participants of FFS had 20 percent higher crop yields compared to non-participants due to their improved productivity.

Livestock-based livelihoods protected and strengthened

Small ruminant production is an integral component of the rural economy in northeastern Nigeria. Women mostly practice small ruminant and poultry production, which has considerable social and cultural acceptability across the region. Thus, livestock production is considered as a suitable enterprise for women's economic empowerment, which strengthens women's protection from socioeconomic exploitation and abuse.

FAO's monitoring reports indicated that households supported have increased their herd sizes – from four to ten goats. There were indications of increased milk consumption among beneficiary households, which has positive effects on household nutrition, especially for children.

Secure access to energy and protection of women improved

Through the distribution of SAFE kits, the project contributed to enhancing the protection of women and girls by reducing their exposure to protection risks associated with firewood collection. Moreover, the activity supported environmental conservation by reducing the quantity of firewood collected by households. Findings from an impact assessment conducted by FAO revealed a 50 percent reduction in trips made by women to collect firewood from an average of 3 to 1.5 times per week. This implies a reduction in the risks related to collecting firewood. For households that depend on markets to access firewood, the findings indicated a significant reduction (58 percent) in firewood expenditure due to the efficiency of the stoves compared to the traditional three-stone fire cooking system. Beneficiaries also reported that the use of briquettes has significantly reduced their exposure to health hazards resulting from smoke inhalation, including cough and eye irritation.

Sustainability

The project was implemented in such a way that activities could continue beyond the intervention period. The linkage of the project with Agricultural Development Programmes and State Ministries of Agriculture and Animal Resources, as well as universities, research institutes and local NGOs in the northeast region strengthened local capacity to deliver similar interventions. Focal points from universities and research institutions were engaged in the provision of technical trainings and quality assurance services, thus strengthening existing capacities. Local NGOs were engaged at different levels of implementation, including community sensitization, community-based planning, distribution of inputs and down-streaming the training. Training of beneficiaries through FFS strengthened grassroots capacity to deliver agricultural extension services at the community level. This enabled community-based extension service delivery through a farmer-to-farmer extension approach. In addition, FAO has strengthened livestock extension delivery through training and by equipping local veterinary service providers to deliver animal health services at the grassroots level, where such services are in limited supply, especially in remote areas.

To achieve environmental sustainability, integrating climate change mitigation measures was achieved through partner and community sensitization, as well as the provision of climate-smart

inputs and training on climate-smart technologies for crop production and animal husbandry practices. Thanks to these actions, the potential negative impacts of the intervention on both the environment and natural resources were minimized. In addition, promoting energy-efficient stoves protects the environment by reducing pressure on the ecosystem through frequent tree felling for firewood used for domestic cooking.

Risk management, lessons learned and project timeliness

Risk management

The security situation continues to be volatile, especially in Borno State, which affected some of the project activities such as the timely delivery of agricultural inputs. The security situation has in some instances also affected monitoring of activities. To mitigate access constraints, FAO engaged closely with all stakeholders in the northeast, including the military, to secure the necessary clearances for the delivery of inputs.

In addition, the market was volatile with fluctuating input availability and prices, especially for imported commodities due to the lingering impacts of COVID-19. In some instances, these constraints delayed access to some inputs, since some suppliers did not have the quantities required for bulk purchase. Moreover, the war in Ukraine continued to disrupt the market system with the most affected countries among the major players in the agriculture market further affecting input availability. As a mitigation measure, FAO continues to practice due diligence in checking stock availability before issuing supply contracts.

Prices of commodities have continued to increase due to continued depreciation of the local currency (Nigerian naira) against the United States dollar and other major currencies, as well as associated market uncertainties. This has, to some extent, affected the bidding process of FAO's vendors and implementing partners, but did not entirely disrupt their application. FAO continued to work through the competitive bidding system, which ensured an appropriate value for money. FAO also leveraged its programmatic approach and benefited from economies of scale in the procurement of inputs.

Crop production during the 2022 rainy season was significantly affected by widespread flooding. The floods destroyed croplands at various proportions, which led to decreased yields in the affected locations. FAO trained beneficiaries on climate-smart agriculture, which includes mitigation measures against recurring climatic shocks destressing the region, such as dry spells and floods.

Timeliness

All activities, including rainy and dry season input distribution, home gardening support, FFS implementation and livestock assistance, were delivered in a timely fashion. Some delays were experienced during the rainy season in LGAs that received rains early, such as Girei and Madagali. However, findings from the post-distribution monitoring report have indicated that the majority of the beneficiaries have caught up with the season, thanks to the early maturing seeds distributed.

The project achieved its set targets and the majority of outcomes set to be achieved. However, the target of 50 percent beneficiaries with an acceptable FCS was not achieved. About 48 percent were determined to have an acceptable FCS. This was largely due to the widespread flooding experienced during the 2022 rainy season, which significantly affected beneficiaries' farmlands. Findings from the

post-distribution assessment conducted by FAO indicated 46 percent of the beneficiaries interviewed across Borno, Adamawa and Yobe states had experienced flooding. Flooding caused various levels of destruction to the growing crops, which significantly reduced expected yields. The target of five FFS set by this project was surpassed, with the total reaching 17. This is thanks to FAO's programmatic approach, wherein different projects with similar activities complemented one another, thereby reducing costs due to scale economies. Therefore, to cater to the high demand for agricultural knowledge and skills, more FFS could be established using the same resources.

A woman uses a SAFE stove distributed by the project. © FAO/David Tsokar

Collecting firewood can be a dangerous affair. Fatima Ibrahim, a resident of Zoto in Yobe state recalled, “On our way to collect firewood in the bush, a friend of mine was bitten by a snake. The poisonous venom nearly killed her, if it had not been for the timely intervention of a passer-by who took her to a traditional healer.”

To reduce risks faced by women collecting firewood, FAO provided SAFE stoves to 3 000 households in the region. Fatima was among the people who received one.

“We used to be forced to go to the forest almost on a daily basis in order to prepare our meals. But with the new stoves provided, the wood we collect once can serve up to three days and has helped to preserve our trees in the field. There are some farms you can go to, where is not a single tree to hide under to protect against the scorching sun.”

Fatima added that, “The three-stone fireplace we were using caused so much smoke that it affected our health. While cooking, the heat and smoke from the firewood alone caused so much headache, you end up sleeping at night with tears flowing from the eyes. But now things are changing. This intervention has helped us a lot.”

Results assessment framework

Results chain	Indicators	End of project target	Baseline	Total achieved
Impact: Improved food security, nutrition and protection among vulnerable, conflict-affected IDP, returnee and host community households in Borno, Adamawa and Yobe states	Average coping strategy index (CSI) score for the target population	11	23	10.3
Outcome 1: Improved agricultural productivity and diversified livelihoods among conflict-affected host communities, IDPs and returnees	Percentage of households with acceptable FCS	50%	36%	48%
	Number of months harvest can sustain the household	6	4	6
Outcome 2: Improved protection of women, girls and boys against energy-related protection risks	Reduction in average number of fuelwood collection outings per household per week	1.5	3	1.5
Output 1. Farming households have access to quality agricultural inputs and training	Number of households benefiting from rainy season agri-inputs	5 000	0	All 5 000 households received inputs for 2022 rainy season farming
	Number of FFS established	5	0	22 FFS were established across rainy (12) and dry (10) seasons. The target of 5 has been exceeded by 17.
	Number of households benefiting from dry season agri-inputs	3 000	0	3 000 households received crop inputs assistance for 2022/23 dry season
	Number of households benefiting from micro-/backyard agri-inputs	1 000	0	1 000 households reached with home gardening inputs

Output 2. Conflict-affected people, particularly women, have diversified livelihoods assets	Number of households benefiting from a goat kit (4 goats, feed and mineral block)	600	0	600 women-led households received goat kits
Output 3. Conflict-affected households, mostly women have better access to energy and to environment friendly livelihoods	Number of households benefiting from fuel-efficient stoves	4 000	0	4 000 households received SAFE kits
	Percentage of households reporting reduction in firewood expenditure	60%	0	92% reported reduction in expenditure on firewood

Somalia

Programmatic overview

FAO project code	Funds provided (SEK)	Funds provided (USD equivalent)	SFERA funding window
OSRO/SOM/206/SWE	4 million	411 142	N/A
OSRO/SOM/207/SWE	11 million	1 130 640	N/A
OSRO/SOM/210/SWE	2 918 700	300 000	AIRC
Total	**17 918 700**	**1 841 782**	**-**

Sida funding was critical in the effort to prevent Famine in Somalia in 2022. To meet urgent needs, Sida-funded projects were designed in accordance with CPF Strategic Objective 3, "Saving lives and livelihoods of crisis-affected communities". Overall, three projects provided life-saving food and livelihood assistance to approximately 25 404 people (4 234 households) and provided timely food security and nutrition assessments that informed both humanitarian and development assistance, as well as more than 170 stakeholders, including government line ministries. The projects also directly contributed to the achievements of SDG 2 (Zero Hunger) by providing unconditional cash transfers to improve immediate access to food for drought-affected rural communities. They additionally supported FAO's Strategic Framework (2022–2031) and contributed to addressing critical targets within Somalia's HRP. Specifically, FAO contributed to the Food Security Cluster's Strategic Objectives 1[10] and 2[11], and to the Enabling Programmes Strategic Objective to "Provide timely assessments to inform advocacy and distribution of resources by partners".

FAO, the Food Security Cluster, OCHA and other partners, revised their HRP contributions into drought and famine prevention plans to mobilize additional resources to prevent loss of life and livelihoods. In this way, the projects contributed to the objective of Somalia's 2023 Drought Response Plan and Famine Prevention Scale-up Plan to reach 2.86 million people with emergency assistance.

The projects complemented other concurrently running projects funded by the World Bank, Germany and USAID's Bureau for Humanitarian Assistance, enabling FAO to reach 946 854 people with life-saving livelihoods assistance in 2022.

OSRO/SOM/206/SWE | Support to the Food Security and Nutrition Analysis Unit (FSNAU) for Somalia

Relevance

At the time of project planning, Somalia was experiencing its third consecutive below-average rainfall season since late 2021, which worsened the ongoing drought. This led to significant crop and livestock production losses. Long-range forecasts for the future rains at the time also suggested elevated chances of a fourth below-average rainfall season. Many pastoralists, especially poor households,

[10] Objective 1: Lifesaving food assistance will target 3.1 million people in IPC phase 3 and 4 in all accessible areas including 1.1 million IDPs.

[11] Objective 2: Life-sustaining livelihood support will aim to protect livelihoods and related income and food sources. Priority activities will target all people in IPC phase 3 and 4 in accessible rural areas and will include provision of seasonally appropriate agricultural inputs; emergency coastal-based livelihoods assistance; livelihood diversification e.g. kitchen gardens; and prevention and response to food chain threats like fall armyworm, desert locust, and transboundary animal disease.

were unable to afford food and water for both their families and livestock. There were already reports of livestock deaths from starvation and disease in Jubaland and other areas. Many farmers in agropastoral and riverine areas in southern and central Somalia had already exhausted their food stocks from the preceding below-average harvests, and the January/February 2022 harvest was expected to be insufficient to prevent the occurrence of moderate to large food consumption gaps or negative livelihoods coping strategies.

The combined impact of consecutive seasons of below-average and poor rainfall was expected to develop into a major drought, leading to a further worsening of the humanitarian situation in 2022. Therefore, continued close monitoring by FSNAU and partners was considered vital for informing timely early actions as well as timely response interventions.

Affected populations targeting and selection

The project was aimed at generating information and analysis to support decision-making by government and other key stakeholders. As such, it was not aimed at identifying and supporting beneficiaries with targeted transfers.

Community sensitization, PSEA and AAP

Local authorities and community leaders were informed prior to the start of each assessment to further ensure buy-in and support. FSNAU household survey data was collected by disaggregating gender-related information. FSNAU encourages the participation of women supervisors and enumerators in its surveys. The assessments involved interviewing key informants and focus groups from local communities. Assessment results illustrated the food security situation in the sampled communities, which, on aggregate, indicated a poor and worsening humanitarian situation in 2022.

Achievements towards the set objectives and deviations

The project monitored, assessed and reported on the food security and nutrition situation of the population of Somalia across all 18 regions. Food security and nutrition assessments and analyses were implemented in partnership and collaboration with line ministries at Federal Government and Federal Member State levels in Somalia and Somaliland, as well as the Food Security Cluster, Nutrition Cluster, UN agencies and NGOs. Coordinating with these stakeholders had a positive impact on the use of FSNAU-led information and analyses for humanitarian decision-making, including the preparation of the Somalia 2023 HRP and setting targets and subsequent revisions and updates for the food security and nutrition clusters. The project generated high-quality information that was disseminated to various stakeholders and supported the capacity development of key Somali institutions.

Output 1. Timely food security and nutrition information and analysis are developed for early warning and early action, emergency response, as well as for policy and strategy development to inform long-term development planning and resilience

FSNAU continued to monitor and report on markets and climate across Somalia. Accordingly, rainfall, vegetation cover and river levels across Somalia were monitored regularly on a dekadal and monthly basis in collaboration with Somalia Water and Land Information Management (SWALIM), Famine Early Warning Systems Network (FEWS NET) and the Government of the United States of America. The

resulting information and analyses were shared with stakeholders through climate updates. In addition, 71 markets (46 urban and 25 rural) across Somalia were monitored on a weekly basis in collaboration with FEWS NET. The resulting market data sets were made available and accessible to users through market updates and FSNAU's online market database.[12]

FSNAU also conducted the following assessments and analyses:

- The 2022 *Jilaal* impact and the 2022 *Hagaa* impact rapid food security assessments on rural livelihoods across Somalia in March 2022 and September 2022, respectively. Results from these assessments were incorporated into subsequent analyses and disseminated to users.
- Two countrywide food security and nutrition assessments (post-*Gu* and post-*Deyr* 2022) in collaboration with government institutions and partners.
- A total of 59 integrated food security, nutrition and mortality surveys and 12 nutrition assessments (based on mid-upper arm circumference data) in April and October 2022.[13]

The results of the various assessments and subsequent analyses were disseminated to a broad range of users, including government line ministries, UN agencies, local and international NGOs, resource partners and other stakeholders.

Food security and nutrition clusters and the UN Country Team utilized findings from FSNAU-led seasonal assessments conducted in 2022 to inform the preparation of the 2022 and 2023 Somalia HRPs and their subsequent implementation, including response planning targets for the food security and nutrition clusters.

FSNAU continued to monitor key risk factors and indicators related to food security and nutrition and made the updated information accessible to users through its Early Warning–Early Action database and dashboard.[14] In addition, the dashboard was refined by including the Combined Drought Index as an additional risk factor to be monitored regularly. The Early Warning–Early Action time-series maps and charts were also generated and disseminated monthly to a broad range of users. The Early Warning–Early Action database and dashboard were regularly updated and are being used to support and inform timely humanitarian decision-making.

During the reporting period, FSNAU also produced and disseminated 83 information products, which were disseminated to stakeholders through its website[15] and electronic mailing lists. These information products included:

- Monthly climate and market updates.
- Joint FSNAU–FEWS NET quarterly food security and nutrition briefs and food security outlook reports.
- Joint FSNAU–FEWS NET technical press releases and alerts.
- Presentations on key findings from seasonal food security and nutrition assessments.
- Nutrition assessment results summaries.
- Nutrition updates.

[12] https://fsnau.org/ids/index.php
[13] Data collected as part of the FSNAU nutrition surveys was disaggregated by gender.
[14] https://dashboard.fsnau.org/
[15] https://fsnau.org/

- IPC acute food insecurity current and projection maps and population figures.
- IPC acute malnutrition current and projection maps and total acute malnutrition burden estimates.
- IPC acute food insecurity and IPC acute malnutrition trend maps.
- Somalia Early Warning–Early Action indicators summary time-series maps and charts.
- Somalia rainfall and vegetation cover (NDVI) time-series maps.

FSNAU also provided a total of 24 presentations (160 percent of target), both ad hoc and following the post-*Gu* and post-*Deyr* assessments, to key stakeholders, including the government, the Humanitarian Country Team, food security and nutrition cluster partners, resource partners and other stakeholders. The increase in presentations given was mainly due to the increased frequency of assessments and analyses precipitated by the worsening humanitarian situation in Somalia during 2022 and the demand for updated information and analysis to be provided by FSNAU.

Output 2. The food security- and nutrition-related technical and organizational capacity of institutions are strengthened at federal and state levels to conduct food security, nutrition and livelihood assessments and analyses for policy and programme decision-making

- A total of 48 government and local university staff participated in the 2021 post-*Deyr* IPC analyses workshops (January 2022).
- A total of 111 government and local university staff participated in the 2022 post-*Gu* seasonal assessments, and in the subsequent IPC awareness and IPC analyses workshops.
- An additional 73 government and local university staff participated in the 2022 post-*Deyr* seasonal assessments.

Overall, a total of 232 government and local university staff (186 percent of target) participated in seasonal assessments, IPC awareness training and subsequent IPC analyses activities during 2022. The participation of government staff in these activities has continued to help them acquire practical skills on food security and nutrition assessment and analyses. The increase of trained participants was attributable to growing collaboration with the government, as well as complementary funding from other resource partners.

Additionally, 30 Somali institutions (150 percent of the target), including government line ministries and local universities, benefited from capacity development support provided by FSNAU during 2022. Growing collaboration with the government and complementary funding from other resource partners enabled FSNAU to support more institutions than originally planned.

Impact and sustainability

Impact

Although difficult to quantify, the vast breadth of information and analyses produced under this project and provided to decision-makers is likely to have contributed to saving lives and livelihoods during the humanitarian crisis of 2022. Support provided to government line ministries and local universities to acquire practical skills continues to contribute to the capacity development of Somali institutions.

Sustainability

The government and its institutions have limited technical and financial capacity to collect reliable food security and nutrition data, as well as to conduct timely, credible and independent analyses in order to inform decision-making. While this project facilitated the acquisition of practical skills, it will take several years and substantial investments in institutional capacity development, alongside improved economic conditions for Somali institutions to be able to do what is currently being done by FSNAU without external support.

Risk management, lessons learned and project timeliness

During the design of the project the following risks were identified as having potentially negative impacts on the achievement of project objectives: COVID-19 exposure, deteriorating security situation and lower and delayed financial contributions from other resource partners.

To reduce the risk of exposure to COVID-19, mitigation measures were undertaken, such as the provision of hand sanitizers, face masks and gloves to survey teams. Social distancing was also practiced during training, travel and data collection in the field.

In highly insecure areas, locally recruited enumerators supported data collection, with FSNAU experts conducting telephone interviews from a safer location.

Complementary funding from other resource partners (the Governments of the United States of America, Switzerland and the United Kingdom of Great Britain and Northern Ireland) arrived on time. However, overall funding levels were not sufficient to conduct all FSNAU activities. As a result, priority was given to conduct assessments of displaced and rural populations, which are more vulnerable than urban populations. Accordingly, integrated food security, nutrition and mortality surveys were not conducted in urban areas.

Lessons learned

Due to worsening food security and nutrition conditions in Somalia, FSNAU collaborated with government and other partners to conduct an updated IPC and Famine Risk Analysis, which acted as the foundation for follow-up integrated food security, nutrition and mortality assessments conducted in areas facing the risk of famine in April and October 2022. These exercises have helped re-orient the focus and implementation of the 2022 HRP from drought response towards famine prevention.

Due to lack of approval from the Ministry of Health Development, seasonal integrated food security, nutrition and mortality surveys assessments were not conducted across Somaliland in 2022. Therefore, an IPC 3.0 protocol was used to classify the nutrition situation in Somaliland based on historical data from previous seasons, as well as current, complementary information on contributing factors, such as recently collected data on food security.

Results assessment framework

Results chain	Indicators	End of project target	Baseline	Total achieved
Output 1. Timely food security and nutrition information and analyses are developed for early warning and early action, emergency response, as well as for policy and strategy development to inform long-term development planning and resilience.	Number of seasonal food security and nutrition assessments conducted	2	2	2 (100%)
	Number of information products produced and disseminated	80	80	83 (104%)
	Number of presentations made to government, UN agencies, donors and other stakeholders	15	15	24 (160%)
Output 2. The food security- and nutrition-related technical and organizational capacity of institutions are strengthened at federal and state levels to conduct food security, nutrition and livelihood assessment and analysis for policy and programme decision-making.	Number of government and local university staff trained and involved in seasonal assessment and analysis activities	125	125	232 (186%)
	Number of government institutions and local universities benefiting from FSNAU capacity development support	20	30	30 (150%)

OSRO/SOM/207/SWE | Emergency support for vulnerable agricultural livelihoods

Relevance

In 2022, Somalia was among the countries in the Horn of Africa impacted by a severe and worsening drought, with over 7 million people in IPC Phase 3 and above. A fourth consecutive failed rainy season during the *Gu* 2022 season resulted in widespread food insecurity and poor nutrition outcomes. FAO originally planned to reach 7 700 households with quality agricultural inputs to enable households to engage in livelihood activities. However, because of the prolonged and crushing drought conditions, crop production was not feasible since the likelihood of harvesting crops was very low. FAO, in agreement with Sida, therefore decided to reprogramme funds towards life-saving assistance through the distribution of unconditional cash transfers over three months, valued at 80 percent of the food Minimum Expenditure Basket as recommended by Somalia's Cash Working Group. FAO targeted 3 350 drought-stricken households in Jowhar district under the reprogrammed activity with the aim of enabling vulnerable households to have access to food and other basic necessities, as well as to reduce over-reliance on negative coping mechanisms.

Affected populations targeting and selection

FAO used data from the joint publication by FEWS NET and FSNAU from February 2022 to guide the geographical targeting. The publication projected an intensified drought situation leading to worsening food security. In addition, it projected a reduced crop harvest from the previous cropping season of *Deyr* in 2021 (the third lowest in 25 years), which was expected to lead to wider food consumption gaps and erosion of households' coping capacities. OCHA, in its prioritization mapping exercise using IPC data, categorized Jowhar as being among the three priority districts for drought response and famine prevention efforts, which necessitated immediate life-saving interventions to prevent worse food security and nutrition outcomes.

FAO engaged one service provider (Humanitarian Action for Relief and Development Organization [HARDO]) through an LoA to conduct community mobilization, village selection and beneficiary registration. Geographical, community and categorical targeting was used in village selection, as well as beneficiary identification and registration (according to the criteria described below).

FAO identified and selected beneficiaries based on the following:

- Active agropastoral women-headed households.
- Households that had lost their livestock/grains and had no food reserves.
- Households with lactating mothers, pregnant women, children below five years of age with, or at risk of, malnutrition and people living with disabilities.
- At least 40 percent of the total direct beneficiaries were women-headed households.
- At least 5 percent of the total direct beneficiaries were households and/or people living with disabilities.
    - A total of 908 households (27 percent) reached included people with disabilities.
- At least 30 percent of all beneficiaries were households from marginalized/minority clans.
    - A total of 857 (25.7 percent) were households from marginalized/minority clans in the district).

In the original proposal, several locations were to be targeted with agricultural inputs. However, after reprogramming to focus on cash transfers, FAO decided to target only one district (Jowhar).

FAO and HARDO used community-based targeting to identify and select the most vulnerable households within the community. Local authorities, village elders and community members also participated in identification. This process was ultimately successful and was verified through beneficiary surveys conducted after the intervention. For beneficiary registration, HARDO in collaboration with the district and village authorities, established village selection committees whose responsibility was to register the vulnerable beneficiaries. The committees were comprised of NGO staff, village elders and community representatives, including women and minority group representatives. Beneficiaries were registered based on the targeting described above.

Community sensitization, PSEA and AAP

District council members, other humanitarian actors in the district, village elders and community members were all informed of the project's objective, targeting criteria, timelines and beneficiary entitlements. Community mobilization and sensitization were done in two phases: through radio awareness campaigns and physically at the district and village level by the service provider with oversight from FAO. FAO engaged a local radio station to air mobilization messages on the planned intervention. The messages were aired three times a day for five days. Radio shows provided information on the planned unconditional cash intervention, target locations, the value of cash transfers and the duration of the intervention. The second phase involved community mobilization and sensitization, which was carried out by HARDO. The same messages shared on the radio were shared at community level by their staff. A banner was also erected showing project details and FAO's hotline number that community members could use to communicate any complaints or project feedback. In addition, NGOs working closely with FAO collaborated with other partners to ensure complementary assistance was layered as much as possible, and that there was no duplication in the targeting process. In all meetings held, gender balance was maintained by ensuring at least 40 percent of the participants were women.

FAO communicated with government representatives at federal and state levels, informing them of the intervention, geographical location and the number of households targeted. These approaches to beneficiary engagement played a critical role in ensuring inclusivity in targeting processes and in mitigating potential conflict that could have resulted from a lack of adequate representation of marginalized and minority groups.

During the project, FAO conducted awareness raising on PSEA for its local implementing partner and closely monitored the beneficiary selection process to ensure protection of beneficiaries from sexual exploitation and abuse. The main delivery modality was mobile cash transfers, which significantly reduced the risk of sexual exploitation and abuse, since beneficiaries do not have to interact with the service providers. In addition, FAO's hotline number was provided to the community during the community sensitization activity, as well as through short SMS messages sent directly to the beneficiaries.

FAO conducted a post-payment verification exercise and the households agreed that the assistance reached them when they needed it most and was appropriate. In addition, the households indicated

that there were no incidences of fraud and/or harassment by those in authority. Finally, there were no complaints during the project implementation period.

Achievements towards the set objectives and deviations

FAO reached 3 334 households (approximately 20 004 people), with cash transfers (Table 65) of the planned 3 350. The remaining 16 households could not be verified due to their relocation out of the district and therefore were unable to receive cash.

Table 65: Location and number of households reached with unconditional cash transfers

Season	Region	District	Village	Number of households reached	Women-headed households	Women-headed households (%)
Gu 2022	Middle Shabelle	Jowhar	Baaroow weyne	450	254	56.44
			Bardhere	427	230	53.86
			Buurfuule	445	218	48.99
			Garsale	431	256	59.40
			Kaxarey	452	281	62.17
			Maareey	436	272	62.39
			Shaam	346	178	51.45
			Shiidle-Bari	347	217	62.54
Total				**3 334**	**1 906**	**57.17**

The project initially planned to provide each household with USD 60 for a period of three months in each village, amounting to USD 180 per household. However, due to the severe drought context and the immediate needs of targeted households, FAO opted to pay beneficiaries their full entitlement of USD 180 upfront in a single transfer (Table 66). This supported households in protecting their livelihoods and curbing unsustainable migration. Cash transfers were also critical to providing enough assistance to prevent severely food-insecure households from adopting additional negative coping mechanisms.

Table 66: Amount of cash disbursed

Season	Region	District	Village	Number of households reached	Unit rate	Months' worth of support	Amount of cash (USD)
Gu 2022	Middle Shabelle	Jowhar	Baaroow weyne	450	60	3	81 000
			Bardhere	427	60	3	76 860
			Buurfuule	445	60	3	80 100
			Garsale	431	60	3	77 580
			Kaxarey	452	60	3	81 360
			Maareey	436	60	3	78 480
			Shaam	346	60	3	62 280
			Shiidle-Bari	347	60	3	62 460
Total				**3 334**			**600 120**

HARDO was contracted to implement the unconditional cash disbursement intervention based on their organizational personnel, infrastructural capacity and physical presence within the district. The service provider submitted certification documents from local authorities, granting them authorization to operate within the target locations. FAO engaged the service provider through an LoA detailing the terms of reference and timelines for the intervention.

FAO conducted a partner training for seven personnel (two women) from HARDO, including a project manager, agronomist, nutritionist and data clerks, over a period of five days (between 12 to 14 April and 4 to 5 May 2022). The training covered implementation modalities, which included community mobilization and sensitization, village selection, beneficiary identification and registration, cash disbursement through mobile money platforms, compliance, PSEA, AAP, monitoring and evaluation and reporting. Training sessions adopted both theoretical and practical training methodologies.

The cash disbursement was conducted via mobile money payment through a mobile money platform. FAO engaged mobile money operators in the target locations to conduct an initial verification of the phone numbers registered. The exercise involved providing information on the names associated to the registered phone numbers and confirming whether the SIM cards were registered and active. Data obtained from the mobile money operators were compared against the data collected by HARDO, and all beneficiaries were successfully verified. FAO conducted another round of call centre verification, after which the final list of beneficiaries was created and shared with the mobile money operator for cash disbursement.

Once the mobile money operator confirmed the completion of the cash disbursement, FAO conducted call centre verification to ensure beneficiaries received it.

Training on good nutrition practices

Beneficiaries received training on nutrition through physical training and radio programmes. Two nutrition champions were identified in each of the eight villages, totalling 16 (of whom eight were women). Nutrition champions were trained to provide further trainings in their communities and to other registered beneficiaries. The training modules aimed to help households make good decisions when purchasing and utilizing nutrient-dense food items for the family and encouraged the consideration of the needs of different categories of people within the household. The following topics were covered during the training:

- Introduction to nutrition.
- Feeding the family.
- Food safety and hygiene.
- Water sanitation and hygiene.
- Nutrition education and counselling.
- Monitoring of community nutrition and food safety education for livelihoods.

Impact and sustainability

Impact

FAO Somalia's Monitoring and Evaluation Unit conducted post-distribution monitoring (by telephone) for both OSRO/SOM/207/SWE and OSRO/SOM/210/SWE in order to assess the effectiveness of the interventions and beneficiary satisfaction levels, and measure progress against key food security indicators. Equally, the assessment aimed to highlight not only successes achieved by the programme, but also identify challenges encountered. Data collection for this monitoring assessment took place in March 2023. Overall, the findings under both projects indicated that:

- 93 percent of beneficiaries were satisfied with the timings of cash transfers.
- Around 56 percent were satisfied with the amount, while with the remaining 44 percent expressed the need for FAO to provide more cash to enable them to meet their needs for a longer duration.
- From the focus group discussions held, elders and beneficiaries were satisfied with the targeting and selection of beneficiaries.
- Recipients of the unconditional cash transfers invested it on various urgent household expenditure needs (Table 67), with 89 percent of households reported to purchase food.
- There was some level of increased protection of livestock, as 6 percent of beneficiary households sought livestock medical interventions, an indicator of the importance for rural households to protect livelihood assets.
- Some beneficiaries (particularly women) reported that they were able to dedicate more time to their family, the community and other productive activities, such as farming.

Table 67. Household expenditures following cash distribution

Items	Percentage of households reporting expenditure	Amount spent (USD)
Food	89	78
Water	34	18
Medical	33	13
Debt	25	11
Transport	17	10
School fees	16	11
Phone/airtime charging	13	5
Clothing/shoes	10	10
Livestock treatment	6	10
Batteries/torch	5	7
Firewood/charcoal	3	4
Tractor hours	1	10
Seeds	1	12
Fertilizer	1	9

Overall, results demonstrate an improved food security status when compared to the baseline. Over 56 percent of beneficiary households exhibited an acceptable FCS. These households had access to

and reported the consumption of diverse food groups, including those with higher calorific value. Despite the positive FCS for the majority of beneficiaries, 31 percent and 13 percent of respondents exhibited borderline and poor FCS, respectively. Some of the households with borderline and poor FCS preferred to prioritize the protection of their livelihoods and assets (such as purchasing veterinary medicines), and to exercise extreme negative coping mechanisms (such as skipping meals).

The household dietary diversity score, which measures the extent to which different and diverse food groups were consumed within 24 hours prior to assessment, resulted in an average score of 6.25 out of the 12 different food groups. This score demonstrates a marginal improvement from the baseline (6.12).

The mean rCSI score was 8.3, which falls within the acceptable category range on the rCSI (where 0-3 is good; 4-18 is acceptable; and 19+ is very poor). This is a 24 percent decrease from the baseline, when the score was 10.95. This decrease represents a positive result, as households surveyed were using less harmful coping mechanisms.

Sustainability

FAO provided training to local implementing partner HARDO. This was critical to supporting local responders' capacity and expertise in delivering assistance, which, in turn, also lent to trust building between local responders and vulnerable communities. These relationships will have positive long-term impacts on supporting communities experiencing shocks, such as drought, flood and insecurity. The provision of nutrition education (in person and via radio messages) was important in encouraging informed food and investment choices among drought-affected communities, which is expected to last beyond the project's lifespan. The empowerment of nutrition champions as local first responders to food and nutrition crises is critical to advancing their role in early warning, response and mitigation interventions.

Risk management, lessons learned and project timeliness

Risk management

To prevent widespread fraud and/or illegal taxation attempts on beneficiary payments or on the implementing partners, FAO engaged a service provider who had obtained all necessary authorizations to operate in the target district. The target community and beneficiaries were informed of beneficiaries' entitlement and FAO's hotline number through radio advertisements and bulk SMS sent to individual beneficiaries. The community and beneficiaries were encouraged to contact FAO for feedback, complaints or to report the diversion of funds. All other risks were mitigated by reprogramming funds to appropriately respond to the severe drought.

Lessons learned

1. Flexible reprogramming was critical to supporting vulnerable households in a time of extreme drought. As demonstrated in the post-distribution monitoring results, this pivot to cash support enabled drought-affected and vulnerable households to meet their immediate food and other priority needs and prevent the abandonment of their homes and livelihoods due to drought-triggered migration to urban areas.

2. The drought situation in 2022 called for the need to reach beneficiaries within a short time. To achieve this, FAO modified the beneficiary identification process and conducted pre-beneficiary registration assessments in the target location. This exercise helped in identifying vulnerable villages and households in advance and created a pool of potential locations and beneficiaries to be reached with future interventions. This has reduced the time it takes to register and verify households, and thereby ensured timely delivery of assistance.

Results assessment framework

Results chain	Indicators	End of project target	Baseline	Total Achieved
Impact: Severely drought-affected households in Jowhar have improved access to food.				
Outcome: Target households have improved access to and availability of diverse foods.	Percentage of beneficiaries reporting that humanitarian assistance was delivered in a safe, accessible, accountable and participatory manner	80%	0	100%
	Percentage of the target households with acceptable FCS	50%	40%	56%
	Improved average household dietary diversity score for the target households	10% increase	6.12	2.12% increase (actual score of 6.25)
	Average rCSI of target households	10% decrease	10.95	24% decrease (actual score of 8.3)
Output 1. 3 350 agro/pastoral and riverine households (20 100 people) receive three months of unconditional cash transfers.	Number of households that receive cash transfers	3 350	0	3 334
	Number of people who have improved access to food	20 100	0	20 004

OSRO/SOM/210/SWE | Emergency multipurpose drought support

Relevance

In 2022, Somalia was among the countries in the Horn of Africa impacted by a severe and worsening drought, with over 7 million people in IPC Phase 3 and above. A fourth consecutive failed rainy season during the *Gu* 2022 season resulted in widespread food insecurity and poor nutrition outcomes. With a worsening drought, rural households had started adopting extreme coping mechanisms, such as sale of livelihood assets, abandoning livelihood activities and migrating to IDP camps. For instance, the number of people displaced by drought since 2021 was slightly over 568 000. This number grew to over 1.35 million by November 2022. The priority for FAO was to contribute to efforts to curb unsustainable migration from rural areas by safeguarding livelihood assets to enable early recovery in the following months.

In response to the worsening drought, FAO planned to reach 900 drought-stricken farming households with three months of unconditional cash transfers valued at 80 percent of the food Minimum Expenditure Basket, as recommended by Somalia's Cash Working Group. The unconditional cash support aimed at enabling vulnerable households to have access to food and other basic necessities, and to reduce over-reliance on negative coping mechanisms. The project was implemented in Ceel Bur and Odweyne districts.

Affected populations targeting and selection

The FSNAU publication of February 2022 projected intensifying drought conditions and worsening food security and nutrition outcomes. The previous cropping season of *Deyr* 2021 recorded the third lowest harvest in 25 years, indicating wide food consumption gaps and the erosion of households' coping capacities. OCHA, in its prioritization mapping exercise using IPC data, categorized Ceel Bur and Odweyne as Priority 1 districts for drought response and famine prevention efforts, since both districts had 25 percent of the population in IPC 4 (Emergency), and another 45 percent in IPC Phase 3 (Crisis). These conditions necessitated immediate life-saving interventions to prevent large-scale IPC Phase 5 (Famine) conditions.

FAO engaged two local NGOs (Table 68) who were selected through a competitive process to conduct community mobilization, village selection and beneficiary registration. The NGOs, in consultation with the district council and village elders, identified the most vulnerable villages based on FAO'S village selection criteria. Priority was given to villages that were in IPC Phase 3 (Crisis) and above, and rural villages with high numbers of people severely affected by drought. The following criteria was adopted in the selection of villages:

- Villages had not been targeted by FAO or any other actor in the previous three seasons.
- Villages must be selected in consultation with local nutrition partners to identify those with women and children with high levels of acute malnutrition. Nutrition partners engaged included health centres, feeding centres and therapeutic feeding centres.
- A minimum of 20 km distance from a towns' periphery must be ensured for targeting and registration for hard-to-reach rural villages.
- A minimum distance of 10 km between villages with equal distribution within the district was observed to ensure balanced geographical and vulnerability representation.

- Priority was given to villages and households with marginalized and/or minority groups, and those with people living with disabilities.

Village and GPS data were collected using the Open Data Kit platform and submitted to FAO. Data submitted included village name, population, geolocation, number of beneficiaries targeted in each village and contact details of registered village elders. The village data was mapped to ensure compliance with the criteria provided. Beneficiary selection was done through a community-based approach. Upon approval of registered villages, the service providers, in collaboration with the district and village authorities, established village selection committees whose responsibility was to identify vulnerable beneficiaries. The committees were comprised of NGO staff, village elders and community representatives, including women and minority group representatives.

FAO issued the service providers with phones pre-installed with the Open Data Kit app, voice licenses and a questionnaire to register the beneficiaries. The application collected beneficiary information, passport photo and recorded voice. All the data collected via the Open Data Kit app and voice application were submitted to FAO for verification. FAO's call centre was engaged to conducted beneficiary verification prior to cash disbursement.

Actual beneficiary selection was done based on the household food security status in tandem with other vulnerability indicators to ensure inclusiveness at the community level. Only one person was eligible to benefit from the assistance per household and this ensured wider distribution of assistance within the communities.

Table 68. Beneficiaries reached per implementing partner, disaggregated by gender

Region	District	Partner NGO	Number of beneficiary households	Number of people	Women-headed households
Toogdheer	Odweyne	Candle of Hope Foundation (COHF)	800	4800	324
Galdadud	Ceel Buur	Agro-Pastoral Charity Organization (APCO)	100	600	45
Total			**900**	**5 400**	**369**

FAO identified and selected beneficiaries based on the criteria below:

- Active agro/pastoral women-headed households.
- Households that had lost their livestock/grains and had no food reserves.
- Households with lactating mothers, pregnant women, children below five years of age with, or at risk of malnutrition, people living with disabilities.
- At least 40 percent of total direct beneficiaries targeted were to be women-headed households.
  - The project reached 369 households headed by women (41 percent).
- At least 5 percent of total direct beneficiaries targeted were to be households and/or people living with disabilities.
  - 13 percent of the households reached included people living with disabilities.
- At least 30 percent of all targeted beneficiaries were to be from marginalized/minority clans.
  - 298 households were from marginalized/minority clans (33.1 percent).

Community sensitization, PSEA and AAP

Community sensitization and PSEA and AAP followed the same protocol as project OSRO/SOM/207/SWE, outlined above. There were no complaints during the project implementation period.

Achievements towards the set objectives and deviations

Through this funding, FAO disbursed a total of USD 225 000 to 900 households (benefiting approximately 5 400 people) (Table 69). Each household received an unconditional cash transfer of USD 210 in Odweyne and USD 255 for Ceel Bur (Table 70), following recommendations by the Somalia Cash Working Group and according to the needs of the region. Three cash transfers were frontloaded and disbursed in one tranche to protect livelihoods and curb unsustainable migration. Frontloading of cash was critical to providing sufficient assistance to prevent extremely food-insecure households from adopting severe negative coping mechanisms. Cash disbursement, data collection, verification of cash receipt and all other related processes were identical to those reported under OSRO/SOM/207/SWE above.

Table 69: Households supported with unconditional cash disaggregated by gender

Season	Region	District	Villages	Households reached	Women-headed households	Male-headed households
Gu 2022	Galgaduud	Ceel Buur	Ceel baxey	250	63	187
			Google goonle	290	119	171
			Habarcirir	260	142	118
	Togdheer	Odweyne	Gosol	100	45	55
Total				**900**	**369**	**531**

Table 70. Cash distributions to households per region, district and village

Season	Region	District	Villages	Number of households reached	Unit rate	Number of months	Total Amount per household	Amount of cash (USD)
Gu 2022	Galgaduud	Ceel buur	Ceel baxey	250	85	3	255	63 750
			Google goonle	290	85	3	255	73 950
			Habarcirir	260	85	3	255	66 300
	Togdheer	Odweyne	Gosol	100	70	3	210	21 000
Total				**900**	**-**	**-**	**-**	**225 000**

Nutrition counselling

In addition to cash transfers, beneficiaries received nutrition education. The training modules aimed to help households make good decisions when purchasing and utilizing nutrient-dense food items for the family and encouraged the consideration of the needs of different categories of people within the household. Two nutrition champions were identified in each village and trained as community

trainers, totalling eight people (of whom four women). Nutrition champions were trained to provide further trainings in their communities and registered beneficiaries.

- Introduction to nutrition.
- Feeding the family.
- Food safety and hygiene.
- Water sanitation and hygiene.
- Nutrition education and counselling.
- Monitoring of community nutrition and food safety education for livelihoods.

Table 71: Nutrition champions trained per village

Season	Region	District	Villages	Planned number of nutrition champions trained
Gu 2022	Galgaduud	Ceel buur	Ceel baxey	2
			Google goonle	2
			Habarcirir	2
	Togdheer	Odweyne	Gosol	2
Total				**8**

Impact and sustainability

FAO Somalia's Monitoring and Evaluation Unit conducted post-distribution monitoring (by telephone) for both OSRO/SOM/207/SWE and OSRO/SOM/210/SWE in order to assess the effectiveness of interventions and beneficiary satisfaction levels, and measure progress against key food security indicators. The findings under this project therefore are listed under project OSRO/SOM/207/SWE, apart from the following observations.

The intervention increased household food security. Households improved the number of meals consumed in a day, although there was a slight change in food diversity as a result of the scarcity of more nutritious foods in the markets. The cash support helped reduce households' likelihood of adopting harmful food coping mechanisms.

Table 72. Performance of the project against project indicators

Indicator	Baseline	Achieved
Percentage of reduction of people in severe or moderate food insecurity status based on food insecurity experience scale	20%	16%
Percentage of target households with acceptable FCS	40%	56%
Household dietary diversity score	6.12	6.25
rCSI	10.95	8.3

From an impact assessment conducted with 352 respondents, more than half of the cash beneficiaries (56 percent) had an acceptable FCS, an increase from a baseline of 40 percent. These households had access to and consumed diverse foods of higher calorific value. Around 31 percent of these households were in a borderline category (moderate) and 13 percent had a poor FCS. The households with borderline and poor FCS were extremely vulnerable and therefore focused more on settling their

debts to increase their creditworthiness, protecting their livelihoods and exercising more extreme food-related coping mechanisms to reach higher levels of food consumption in their household. Additionally, households with borderline (31 percent) and poor (31 percent) FSC did not have a sufficient supply of nutritious foods high in protein, such as meat, milk and eggs, compared to others. Hence, they recorded low food diversification and maintained the initial household dietary diversity score. The food insecurity experience scale is a food security indicator used to measure population prevalence of food insecurity. It uses a set of eight questions to group the households into three groups, i.e., food secure, severe and moderately food-insecure, based on the score of these questions. Post-distribution monitoring indicated that the support led to an improvement for households that had a moderate or severe food-insecurity status from a baseline of 20 percent to 16 percent.

Finally, considerations on the project's sustainability can be found under OSRO/SOM/207/SWE due to the similar nature of the projects.

Risk management, lessons learned and project timeliness

- The target villages in the Ceel Buur district experienced insecurity incidences that involved confrontation between state and non-state actors. During this time, activities were temporarily put on hold and resumed once it was deemed safe for implementing partners and beneficiaries.
- The village registration process in Odweyne district experienced some delays in the identification and approval of villages. District authorities in Odweyne gave clearance for activities to be implemented in villages that were not eligible for assistance. As a result, the service provider, together with the village distribution committees, repeated the village selection and mobilization exercise in the district.
- All other risks were mitigated by reprogramming funds to appropriately respond to the severe drought.

Results assessment framework

Results chain	Indicators	End of project target	Baseline	Total Achieved
Impact: Vulnerable households at high risk of increased food insecurity and further degradation of coping mechanisms receive critical support				
Outcome: 900 vulnerable, drought-affected households receive immediate support				
Output 1. Emergency cash support delivered to 900 households	Number of vulnerable households receiving cash transfers	900	900	900

Sri Lanka



A woman shows the green gram seeds ready to be planted. © FAO

Programmatic overview

FAO project code	Funds provided (SEK)	Funds provided (USD equivalent)	SFERA funding window
OSRO/SRL/200/SWE	6 810 300	700 000	AA

This project was a response to the Government of Sri Lanka's declaration of a state of emergency and specifically Emergency Regulation No. 1 (Provision of Essential Food) in 2021 published in Gazette 2243/3 dated 30 August 2021. The project is one of nine emergency projects that comprises the Emergency and Resilience Portfolio of FAO Representation in Sri Lanka. During implementation of the project, FAO and WFP conducted the Crop and Food Security Assessment Mission 2022, while UN agencies in Sri Lanka and the Humanitarian Country Team developed a Humanitarian Needs and Priorities Plan, which was issued on 9 June 2022. Both documents confirmed that the project was an appropriate response to the unfolding multidimensional food security crisis in which many families were unable to afford basic food commodities. Surveys indicated that up to 70 percent of households had to reduce food consumption, including by skipping meals, as food prices had reportedly increased by 73 percent in the last two years.

This project served as a pioneering example of implementing unconditional cash transfers in an emergency in Sri Lanka. It not only provided crucial support to vulnerable populations, but also served as a model for concurrent and subsequent projects implemented under FAO's Emergency and Resilience portfolio. By successfully demonstrating the effectiveness and impact of unconditional cash transfers, this project paved the way for the adoption of similar approaches in ongoing and future

initiatives. The project was implemented in parallel with other emergency projects executed by FAO and other UN agencies, working closely in coordination with relevant line ministries. The collective objective was to effectively address humanitarian emergency needs at country level, specifically targeting the achievement of the Humanitarian Needs and Priorities Plan.

OSRO/SRL/200/SWE | Protecting the livelihoods of smallholder farmers to mitigate expected food security impacts of the current economic crisis in Sri Lanka

Relevance

Sri Lanka has experienced a significant reduction in agricultural production in 2020 and 2021. The decline in production was likely to continue up to the next *Yala* cultivation season. It was estimated that only 24 percent of the usually worked land (128 652 ha of the typical 524 778 ha) had been cultivated that season. Thus, the current yield was not sufficient to cover domestic requirements. This was compounded by the rising cost of fuel and basic food items. As a result, food became unaffordable for segments of the population, and the government had predicted food shortages on the horizon. The number of households that borrowed money had significantly increased, from 40 percent in August 2021 to 68 percent in April 2022. An estimated 5.7 million people were in need of humanitarian assistance in 25 districts across the country. Low-income smallholder farmers were among the worst impacted. Surveys conducted showed that about 11 percent of households reported that income had stopped, and 62 percent said that their income had been reduced.

To meet the needs of vulnerable famers, an AA project was implemented by providing cash transfers to meet immediate food needs and provide farmers access to vital agricultural inputs. The project operated in the following districts: Ampara, Anuradhapura, Batticaloa, Hambantota, Jaffna, Kurunegala, Matale, Monaragala, Polonnaruwa, Puttalam and Trincomalee.

Affected populations targeting and selection

The project planned to reach 8 750 households in seven districts identified by field officers from the Department of Agricultural based on the following criteria, which was validated by their agricultural instructors. The aim was to reach 1 250 households in each district according to the following:

- Smallholder farmers owning or owning and leasing less than 1 acre of land.
- Farmers previously growing and experienced in green gram (mung bean) cultivation.
- Women farmers were prioritized.

The targeted districts for the project intervention were selected based on the level of poverty and the total area under green gram cultivation. However, the target of 1 250 beneficiaries per district was not met, as some districts did not have sufficient number of beneficiaries that met the selection criteria. Therefore, the assistance was extended to another three districts, which were also categorized as vulnerable, low-income districts and met the criteria for total area under green gram cultivation.

As per the FAO–WFP Crop and Food Security Assessment, gender disparities in the agriculture sector are significant, with women facing limited access to and control over resources (land, water and inputs), as well as face a lack of access to markets and skills training. At the national level, only 19 percent of smallholder agricultural holdings are headed by women (Department of Census and

Statistics, 2018). Despite the non-discriminatory nature of the constitution regarding land ownership, gender biases in the Land Development Ordinance and other customary laws perpetuate inequalities in land ownership, with women owning only 16 percent of all privately-owned land in the country (Ministry of Environment, 2021). Hence, the project prioritized women to overcome these obstacles.

The initial list of beneficiaries and selection criteria, which prioritized women, were provided by the Department of Agriculture and displayed in the project location to give sufficient time for beneficiaries and non-beneficiaries to file any grievances. FAO conducted beneficiary verification through a third-party monitor. The verification and baseline data were collected in parallel and was conducted using a standardized FAO questionnaire (for example, on the household dietary diversity score). At the end of this process, FAO and the Department of Agriculture endorsed the final beneficiary list.

All information about the project, selection criteria, and grievance mechanisms were displayed in local languages at project locations, indicating the contact details of relevant focal points from FAO, third party monitors and the Department of Agriculture where they could lodge any complaints or provide feedback.

Community sensitization, PSEA and AAP

FAO set up feedback and grievance reporting mechanisms in all project locations. This included ensuring beneficiaries received hotline numbers and contact details for key stakeholders where they could report in a timely manner any project-related feedback and complaints, including matters related to sexual exploitation and abuse. No cases were reported.

The Department of Agriculture and the Department of Agrarian Development Service contributed to informing beneficiaries about the project. Gender equality and women's economic empowerment was promoted through cash distribution, with a total of 7 272 women reached with emergency cash transfers and training. Likewise, the project engaged a reputable commercial bank where no coercion or political influence was possible, and where distribution would not be compromised according to gender.

Achievements towards the set objectives and deviations

The project was successful in providing immediate assistance to 9 107 vulnerable households (approximately 35 517 people), of whom 4 100 were headed by women, for *Yala* season cultivation before the effects of the economic crisis fully materialized. Throughout the project, women farmers were given priority in every activity to ensure their inclusion and economic empowerment. In addition, all activities were closely monitored with key performance indicators to ensure they were carried out as expected. FAO worked with other implementing stakeholders from the Department of Agriculture to ensure continued strong relationships. Thanks to project support, farmers have been able to improve their livelihood activities through cash transfers and training, which helped to bolster their income, food security and nutrition.

Output 1.1. 8 750 smallholder farmers can improve their food security and income through direct cash transfers

The project planned to reach 8 750 households with a cash transfer in advance of production decline, so smallerholder farmers would not miss the *Yala* season. Through this AA, farmers could partially meet their food needs and buy critical agricultural inputs (such as fertilizer and seeds). This, in effect, helped to mitigate the expected deterioration in food security in the second half of 2022 and beyond. The following outlines the cash distribution activities.

During the data collection process, it was identified that the majority of beneficiaries (99 percent) had bank accounts, which resulted in major savings under the Western Union service fee budget line. Therefore, a budget revision was requested to accommodate this change, and the savings were reallocated to reach additional beneficiaries, bringing the target total to 9 191 households from 11 districts.

In addition, there was a delay in signing the LoA with the financial service provider due to an extended conversation on the modality of data collection and the finalization of the questionnaire. As a result, a second round of sample verification was conducted by a third-party service provider and a new list of eligible beneficiaries was prepared by the Department of Agriculture. Some data submitted in batches were returned with rejections for various reasons and were therefore re-verified with field officers. Some non-respondent beneficiaries were reached after several attempts by FAO staff.

To avoid potential fraud, transfers were predominantly made through FAO's financial service provider Standard Chartered Bank's Straight2Bank service, an integrated internet banking platform, as well as Western Union for beneficiaries without bank accounts. Standard Chartered Bank waived their service fee and completed the bank transfers free of charge. This enabled FAO to reach an additional 357 households.

Overall, a total of 9 191 transfers were made through the bank and Western Union. Out of the total bank transfers, 83 transfers were rejected due to inactive accounts or incorrect banking details despite the efforts made to obtain the correct information. In addition, one beneficiary did not collect their entitlement. Therefore, the project distributed a total of USD 546 420 as a direct one-time cash transfer to 9 107 households (approximately 35 517 people), of whom 4 100 were women-headed. Each household received USD 60. Transfers were made to smallholder farmers engaged in growing green gram as an end *Yala*/mid-season crop to enhance production and help farmers and other low-income households meet their protein requirements, especially considering the rising cost of animal-based protein sources. Furthermore, green gram's' nitrogen-fixing qualities will help to reduce the need for fertilizer use in subsequent cropping periods. In addition, crop residue can increase organic matter on paddy land, benefiting the farmers transitioning into *Maha* season after green gram cultivation.

Once cash transfers were completed, an endline survey was conducted using a questionnaire to measure the impact of the intervention. The provision of immediate cash transfers proved to be an appropriate strategy to ensure the sustainability of farmers' livelihoods as it helped mitigate their economic hardship caused by back-to-back failures of the 2021/22 *Maha* and 2022 *Yala* cropping seasons. It likewise helped to improve their household food security. According to the results of the endline survey, 42 percent of beneficiaries spent 26 to 50 percent of their income on food items. It is

therefore assumed that the cash transfers helped alleviate food insecurity following the below-normal cropping seasons.

Table 73. The districts, number of households, area of green gram cultivated and yields in 2022

District	Number of farmers selected	Returns/ invalid bank details	Number of farmers reached	Western Union money transfer	Area sown (acre)	Area sown (ha)	Estimated yield (kg/ac)	Estimated yield (kg/ha)	Total production estimated (tonnes)
Ampara	1 188	12	1 176	5	840	340	210	519	176
Anuradhapura	1137	11	1 126	2	815	330	310	766	253
Batticaloa	24	0	24	-	-	0	-	0	-
Hambantota	1 491	15	1 476	10	1 080	437	280	692	302
Jaffna	1 013	9	1 004	-	674	273	275	680	185
Kurunegala	631	6	625	1	394	159	180	445	71
Matale	212	2	210	-	172	70	275	680	47
Monaragala	1 258	11	1 247	2	882	357	295	729	260
Polonnaruwa	1 180	11	1 169	8	836	338	320	791	268
Puttalam	205	2	203	2	143	58	175	432	25
Trincomalee	855	8	847	1	632	256	290	717	183
Total	**9 194**	**87**	**9 107**	**31**	**6 468**	**2 618**	**-**	**-**	**1 771**

Note: 1 acre is equivalent to 0.404686 ha and 1 ha is equivalent to 2.471 acres.

Output 1.2. Increased production of green gram available at the local market

In parallel to cash transfers, a series of refresher trainings were provided to ministry extension personnel (agriculture instructors, technical assistants and officers) in the respective administrative units, as well as to 7 045 farmers, of whom 3 172 were women. Trainings centred on soil nutrient management and green gram crop management, focusing on methods to enhance cultivation in soils with low moisture. Special emphasis was given on promoting the minimal use of external inputs, such as fertilizer and agrochemicals, in green gram cultivation. The trainings covered soil water and nutrient conservation and sustainable utilization; raw seeding and weed management; cultural farming practices; harvesting and post-harvest practices; storage; and marketing. Handouts were distributed among participants for further reference.

Table 74. Training locations and number of participants

Training	Date	Place	Number of participants
Series of refresher training on soil nutrient management and green gram crop management	August, September, November and December 2022	Ampara	1 386
	Between June and September 2022	Anuradhapura	1 072
	August 2022	Hambantota	842
	Between July and August 2022	Jaffna	934
	Between July and August 2022	Monaragala	1 042
	Between July and September 2022	Polonnaruwa	998
	Between August and September 2022	Trincomalee	771
Total			7 045

Impact and sustainability

Impact

The impact of the project intervention was measured by changes in food consumption, coping patterns and basic household needs of project beneficiaries. The baseline sample included 925 households, while the endline sample included 342. Below is an extract of the project's endline report by Sri Lanka Evaluation Association that details the results. The full report is available upon request.

Table 75. Summary of changes in food consumption, coping patterns and basic household needs

Food consumption and coping patterns	Baseline (%)	Endline (%)	Difference (%)
Dependence on less preferred/less expensive food	69	60	9
Dependence on borrowed food/reliance on relatives and community	14	11	3
Experience in limiting portion sizes	49	46	3
Experience in restricting food consumption by adults	75	66	9
Experience in reduced number of meals	64	53	11

Food consumption and coping patterns

1. Dependence on less preferred/less expensive food

In general, the cash transfer beneficiaries have experienced less number of days with less expensive/less preferred food compared to the baseline situation. Accordingly, the findings reveal that the dependence on less preferred/less expensive food has been considerably reduced during the project period.

2. Dependence on borrowed food/reliance on relatives and community

In general, cash transfer beneficiaries have shown less dependence on borrowed food compared to the baseline. Accordingly, it was found that this dependence has been considerably reduced during the project period.

3. Experience on limited portion size

The results reveal that there was a drop in dependence on limiting food portions among cash transfer beneficiaries when considering the proportion of households which were experiencing four to seven days of reduced portion sizes.

4. Experience on restricting food consumption by adults

In general, restricted consumption has been less among cash transfer beneficiaries compared to the baseline. The results reveal that there is an increase in the number of days with restricted food consumption by adults in general but the extreme end of having limited food for four to seven days has been reduced among the project beneficiaries.

5. Experience on reduced number of meals

The results reveal that, following the cash transfers, there is an increase in the number of days with a reduced number of meals compared to the baseline, with the extreme end of having four to seven days with a limited number of meals having been reduced among the project beneficiaries.

Food needs

Baseline:

- 73 percent of the households have met most of their food needs during the period of concern.
- 10 percent of the households have met their total food requirements.

Endline:

- 75 percent of beneficiaries have met most of their food needs during the October 2022.
- 12 percent of them have met their total food requirement at the same time.

Sustainability

The refresher training on soil nutrient management and green gram crop management emphasized the importance of sustainability in agriculture by focusing on the utilization of minimal external inputs and plant protection in green gram cultivation. This approach likewise reduces input costs for farmers. Participants learned how to optimize their use of natural resources and reduce waste to maximize crop productivity without degrading the soil or harming the environment. The training handouts distributed among participants are a valuable resource for farmers to refer back to as they implement sustainable practices on their own farms beyond the lifetime of the project.

Risk management, lessons learned and project timeliness

Due to the severe economic crisis and fuel shortage between June to August 2022, there were movement restrictions since transport facilities were not available as usual. This severely affected the beneficiary selection process, in that Agriculture Officers were not able to reach the farmers and collect accurate information. It was assumed that the updated beneficiary list was available with the Department of Agriculture. However, due to the inaccuracies and lack of necessary data (e.g. bank details), the data collection process had to be initiated once more. This delayed cash transfers by four months. Moreover, due to unexpected data loss caused by a technical glitch in the Kobo Collect tool, three quarters of the sample data was lost. Considering the time and financial limitations, a

statistically significant minimal sample was selected with the technical guidance from FAO technical officers.

Despite the delays in implementation at its early stages, the project implemented all activities and reached the planned tasks on time.

Risk management

Risks were minimized for all parties and appropriate and timely measures were put into place to contain any risks. For example, an independent third-party monitor was engaged to call beneficiaries and verify the cash payments. Similarly, risks related to cash diversion and fraud were minimized by distributing cash through a reputable service provider.

Lessons learned

- Although selected beneficiaries had bank accounts, many of them were inactive for a long time. This situation hindered the speedy transfer of funds to their accounts. However, this also led to the re-activation of bank accounts, which enhanced financial inclusion among vulnerable farmers.
- A new database was created on green gram farmers, which can be updated and sustained by relevant stakeholder agencies, including farmers' contact information and farm locations and sizes. The database can also be used to track the progress and impact of projects and enables production data to be compared over time. Finally, it helps to effectively allocate resources to provide needed inputs.

Results assessment framework

Results chain	Indicators	End of project target	Baseline	Result	Total achieved
Impact: Food security and nutrition of vulnerable smallholder farmers is improved and income of vulnerable smallholder farmer is enhanced.					
Output 1.1. 8 750 smallholder farmers can improve their food security and income through direct cash transfers	Number of farmers benefited from the cash transfer assistance	8 750 farmers	0	9 107 farmers	104.08%
Output 1.2. Increased production of green gram available at the local market	Tonnage of green gram yield from participating household	N/A	0	1 771 tonnes	1 771 tonnes

Zimbabwe

Programmatic overview

FAO project code	Funds provided (SEK)	Funds provided (USD equivalent)	SFERA funding window
OSRO/ZIM/309/SWE	2 372 874	243 897	AA

The project contributed to FAO's global strategic objective "Better life" and the Africa Regional Priority "Resilience of livelihoods to natural and man-made disasters", as well as the southern Africa subregional priority and CPF priority, "Building resilience to climate change", with specific contribution to Output 2.2, "Agriculture and food security monitoring and early warning systems strengthened." The project complemented other ongoing resilience activities funded by ECHO, which include two projects entitled "Enhanced resilience for vulnerable households in Zimbabwe (ERVHIZ)" and the "Zimbabwe resilience building fund".

OSRO/ZIM/039/SWE | Food security and agricultural livelihoods protection through AA in Zimbabwe

Relevance

The Southern Africa Regional Climate Outlook Forecast and the National Climate Outlook Forecast indicated above-average rainfall for the 2022/23 agricultural season. The El Niño-Southern Oscillation showed that La Niña conditions were expected to persist until the end of 2023 and were associated with enhanced rainfall over the region, which included some parts of Zimbabwe. At the onset, the target districts of Beitbridge, Gwanda and Matobo in Matabeleland South Province had similar hazard and vulnerability profiles. During the 2022 flooding caused by Cyclone Ana, at least 3 000 people were affected. A FAO rapid geospatial analysis showed that a total of 5 923 ha of land had been flooded. In addition, an assessment from the Department of Civil Protection showed that this flooding caused some farmers to lose up to 80 percent of their crops. The precipitation forecasts and flood damage, combined with the exposure and vulnerability to floods in the targeted districts, warranted AA to mitigate the expected impact of flooding and protect agricultural livelihoods.

Affected populations targeting and selection

The project targeted a total of 15 000 rural households located along river basins prone to flash flooding across Gwanda and Matobo districts. The selection of beneficiaries was done in consultation with the Department of Mechanization and Civil Protection Committee members (at district level), as well as through a community participatory approach. Due to the agroecological characteristics of these regions, farmers depend on livestock production, irrigation and growing drought-tolerant crops. These households were considered the most at-risk of, and the least capable of recovering from, flooding. Therefore, priority was given to these households, including those comprised of orphans and vulnerable children, people who were chronically ill, people with disabilities, the elderly, IDPs, refugees, returnees and other vulnerable groups.

The selection of semi-skilled workers to work on flood diversion channels, which included gathering locally available materials (such as stones), was done in such a way as to ensure gender balance, with more women encouraged to register and participate by workers from the Department of Civil Protection and local leadership in consultation with community members. About 40 percent of the final list of semi-skilled workers were women. The Department of Civil Protection and Department of Mechanization, in collaboration with FAO staff, sensitized communities through their district-level structures. Local leadership, including chiefs and village heads, were also engaged to introduce the project and provide guidance to communities. A system of feedback for beneficiaries was established, again through local leadership to Department of Mechanization, Department of Civil Protection and FAO staff. Issues related to gender-based violence were mainstreamed in the inception meetings, where participants and community members were sensitized on the importance of gender mainstreaming.

Community sensitization, PSEA and accountability to affected populations

FAO coordinated with the Ministry of Lands, Agriculture, Fisheries, Water and Rural Development (henceforth referred to as the Ministry) and other development partners which included Sustainable Action Zimbabwe, Nutrition Action Zimbabwe, Save the Children and GOAL global, enabling enhanced coordination with government officials in the target districts. The Ministry focal point assisted with coordinating the project activities with government departments, and also enhanced the interface between FAO and the government on all related matters. For example, the focal point coordinated the organization of provincial-, district- and community-level project inception processes, and this enhanced project ownership by the government. The project also worked through established local government structures and institutions, particularly district- and ward-based extension officers and village heads, to ensure the optimum mobilization of key project stakeholders and participants.

The Department of Civil Protection and the Department of Mechanization, in collaboration with FAO staff, sensitized communities through their district level structures. Local leadership, including chiefs and village heads, were also engaged to introduce the project, provide guidance to communities and establish feedback mechanisms. Issues related to sexual exploitation and abuse and gender-based violence were included in the inception meetings, wherein participants and community members were sensitized on the importance of gender equality.

Achievements towards the set objectives and deviations

Output 1. Increased flood risk awareness and knowledge of pre-flood, livestock and productive asset management options for vulnerable households

Inception meetings with civil protection committees in each ward and district (ten sites in three districts) were held to raise project and flood-risk awareness at provincial, district and community levels to ensure vulnerable households at high risk in the intervention areas were aware and prepared to manage flooding. Awareness raising was conducted among farmers at district level in Gwanda and Matobo, where farmers where informed of upcoming advisory radio broadcasts on floods. Twelve face-to-face awareness and advisory meetings with affected communities were held during mobilization meetings at community level (irrigation sites), where the farmers were based.

Context-specific messages, based on forecasts by technical experts, were disseminated through 18 radio broadcasts (twice weekly). Broadcasts aligned with the Meteorological Service Department three-day weather forecast, and included recommended anticipatory actions, such as early harvesting and movements of animals to higher ground. The broadcasts were aired between April and May, which was the height of the flooding risk period. To enhance inclusivity and wider reach, the flood early warning messages broadcast on the community radio were disseminated in four local languages. In addition, 80 896 SMS messages were developed and sent by local-level government extension workers in four local languages to 10 112 recipients on the same topics.

Output 2. Flood protection measures established to reduce flood-induced loss of crops, livestock and productive infrastructure

Ten sites were identified and selected for the construction of flood diversion channels and gully reclamation. Assets to be protected included irrigation schemes and livestock dip tanks. Semi-skilled workers were identified and recruited from within the communities to participate in the construction works for flood diversion and gully reclamation, and beneficiary registration was completed. Community members were also mobilized to gather materials, such as stones, for use in the construction works and gully rehabilitation. Welded mesh wire, protective clothing for 150 workers and tools for the works were procured. The Department of Mechanization within the Ministry successfully conducted rapid technical assessments at the ten sites, and compiled and submitted the final scopes of works to FAO for processing, which included farm tractors and small equipment.

This component of the project was not completed due to delayed procurement. This component will be completed under an ECHO-funded project entitled, “Enhanced resilience for vulnerable households in Zimbabwe” implemented in the same districts. Beneficiaries were informed of this change to the project through the Department of Civil Protection and local leadership and will remain included in the construction.

Impact and sustainability

Impact

The project areas experienced above-average seasonal rainfall and the Zvovhe dam was breached. The broadcasting of agricultural advisory messages proved timely and effective for farmers, reaching them at a time when they were harvesting crops. Early action to thresh and store cereals prevented potential crop loss of food and livestock feed. Although the flood diversions channels were not constructed as planned during this project, it is anticipated that their completion under another project will prove effective for water management in the coming 2023/24 season, when El Niño conditions have been predicted.

Sustainability

The intervention was implemented in alignment with government policies and plans. This enabled the government to see the potential benefits of the project, furthering interest in supporting project activities. The early interventions of conducting inception meetings at the provincial, district and community levels were important in ensuring community participation and understanding of project objectives, although some activities were not implemented. In addition, the engagement of

community radio stations to broadcast advisory message to farmers has built the capacity of radio stations for future advisory messaging. As mentioned above, the flood diversion channel component of this project will be completed under another FAO project being implemented in the same districts. The channels will have a huge impact on diverting flood water from farmers' fields, which will reap long-term benefits for several rainy seasons to come.

Risk management, lessons learned and project timeliness

- The delays in FAO approvals of requests for resources to government were caused by due diligence checks on the applicability of the requested actions. This required a second/third round of waiver requests across the different operational and administrative stations, which delayed project activities.
- One key lesson learned was that the timely broadcasting of agricultural advisory messages proved effective and resulted in farmers harvesting early. This prevented crop lodging and rotting.
- Another key lesson learned was that, in order to prevent a recurrence of procurement delays, stocks could be prepositioned and preselection of implementing partners should occur. Procurement could likewise be limited to local suppliers to avoid delays in importation.

Results assessment framework

Results chain	Indicators	End of project target	Baseline	Total achieved
Impact: Increased resilience of vulnerable households to predictable natural hazards for strengthened food security.				
Outcome: The impact of forecast floods on crop and livestock production among vulnerable households is mitigated.				
Output 1. Increased flood-risk awareness and knowledge of pre-flood, livestock and productive assets management options for vulnerable households	Early warning messaging sessions/broadcasts/SMS	36	0	18 broadcasts and 80 896 SMS in four local language dialects
	Early warning messaging, in-person meetings	12	0	12 meetings were conducted
	Number of farmers reached through early warning messages	15 000 (7 800 women)	0	10 112 recipients
Output 2. Flood protection measures established to reduce flood-induced loss of crops, livestock and productive infrastructure	Number of flood diversion channels established/rehabilitated	10	0	No channels were established/rehabilitated due to reasons indicated above. However, the required items were procured by the end of the project cycle.

© FAO

Saving livelihoods saves lives

Contact

Office of Emergencies and Resilience
OER-Director@fao.org
fao.org/emergencies

@FAOEmergencies
FAOEmergencies

Food and Agriculture Organization of the United Nations
Rome, Italy

CC7627EN/1/09.23