Food and Agriculture Organization of the United Nations

FPMA BULLETIN

Food Price Monitoring and Analysis

#2

10 March 2022

ISSN 2707-1952

MONTHLY REPORT ON FOOD PRICE TRENDS

KEY MESSAGES

- Prices of all major cereals increased in February. Wheat and coarse grain prices were pressured upward by supply uncertainties amidst potential disruptions to exports from the Black Sea Region. Crop condition concerns in South America continued to lend support to maize prices. Although international rice prices also edged up during February, they remained below their year-earlier levels.
- In most of West Africa, prices of coarse grains continued to increase and were at near-record levels. In the Sahel, prices were underpinned by reduced outputs and conflicts, while in the coastal countries, they were supported by strong export demand and currency depreciation. Reduced cross-border trade flows and higher international prices, particularly of maize, added upward pressure on domestic prices.
- In East Africa, prices of coarse grains followed mixed trends in February and were generally well above their year-earlier levels across the subregion. Exceptionally high levels prevailed in South Sudan and the Sudan.
- In Far East Asia, in Sri Lanka, prices of rice and wheat flour continued to increase, reaching record levels in February due to further depreciation of the national currency. Expectations of a below-average main "Maha" crop added to the upward price pressure in the case of rice, while upward trends in international markets provided additional support to wheat prices.

CONTENTS

Domestic price warnings

Price warning level: High Moderate [Based on GIEWS analysis]

Warnings are only included if latest available price data is not older than two months.

Source: GIEWS, modified to comply with UN map, 2022.

Burkina Faso | Coarse grains
Chile | Wheat
Colombia | Wheat flour
Mali | Coarse grains
Nigeria | Coarse grains
Peru | Wheat flour
Somalia | Sorghum
South Sudan | Staple foods
Sri Lanka | Rice and wheat flour
Sudan | Staple foods
Uganda | Maize
Zimbabwe | Food items

Prices of all major cereals increased in February

World **wheat** prices increased in February, largely reflecting global supply uncertainties amidst potential disruptions to exports from Ukraine and the Russian Federation, two major wheat exporters. Reduced trade activity with Ukraine and the Russian Federation led to a 5.3 percent and 4.8 percent month-on-month decline in the Ukraine (milling, offer, f.o.b.) and the Russian Federation (milling, offer, f.o.b. deep-sea ports) origin prices, respectively. By contrast, the resulting shift in demand to other major exporters lifted the benchmark US wheat (No. 2, HRW), Argentina (Trigo Pan, Up River, f.o.b.) and Australia (Eastern states, ASW) quotations by 2.0, 2.6 and 2.3 percent, respectively.

Coarse grain export prices also rose month on month. **Maize** export values from all major origins increased, as continued concerns over crop conditions in Argentina and Brazil and uncertainty regarding maize exports from Ukraine, a major exporter, put upward pressure on markets. Spillover from strength in energy and wheat markets also added support. The Argentina (Up River, f.o.b.), Brazil (Paranagua, feed) and benchmark US maize (No.2, Yellow, f.o.b.) quotations increased by 5.5, 5.7 and 6.0 percent, respectively, in February. Among other coarse grains, both international sorghum and barley prices also firmed, following maize price trends.

The FAO All **Rice** Price Index (2014-2016=100) rose by 1.1 percent in February 2022 to reach 102.5 points. At that level, the Index stood at an eight-month high, while remaining 11.6 percent below its year-earlier value due to ample exportable availabilities and generally lacklustre trading activities. In Viet Nam, seasonally tight availabilities ahead of the 2022 "winter–spring" harvest underpinned export prices during February, outweighing downward pressure from a generally sluggish pace of trade. Prices also edged up in India, amid robust demand from offshore buyers and from government procurement. On the other hand, a slow pace of export sales tended to steady quotations of higher grades in Thailand, counterbalancing the influence of a baht appreciation vis-à-vis the United States dollar. In the Americas, prices of the United States of America rice (US Long Grain 2.4%) rose to nine-month highs, sustained by a pick-up in sales to Colombia.

International wheat prices

United States dollar per tonne

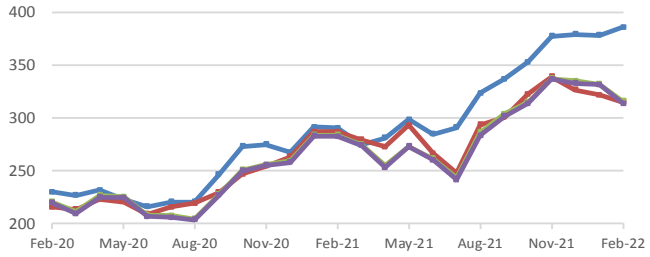

	Latest Price Feb-22	Percent Change 1M	3M	1Y
United States of America (Gulf), Wheat (US No. 2, Hard Red Winter)	386.00	2.0	2.2	32.8
European Union (France), Wheat (grade 1)	315.25	-2.1	-7.1	9.8
Russian Federation, Wheat (milling, offer, f.o.b., deep-sea ports)	316.25	-4.8	-6.3	11.4
Ukraine, Wheat (milling, offer, f.o.b.)	314.00	-5.3	-6.8	11.1

Sources: International Grains Council; APK-Inform Agency.

International maize prices

United States dollar per tonne

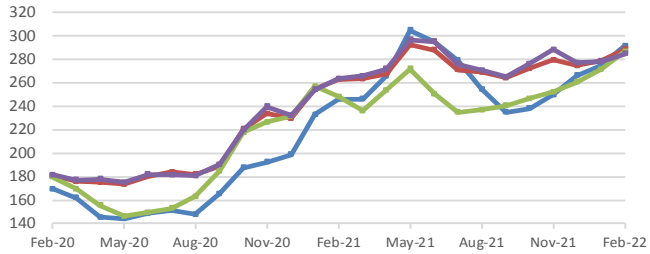

	Latest Price Feb-22	Percent Change 1M	3M	1Y
United States of America (Gulf), Maize (US No. 2, Yellow)	291.21	6.0	16.7	18.3
Black Sea, Maize (feed)	288.75	3.7	3.3	9.9
Argentina, Maize (Argentina, Up River, f.o.b.)	286.50	5.5	13.7	15.4
Ukraine, Maize (offer, f.o.b.)	284.75	2.3	-1.2	8.2

Sources: USDA; International Grains Council; APK-Inform Agency.

International rice prices

United States dollar per tonne

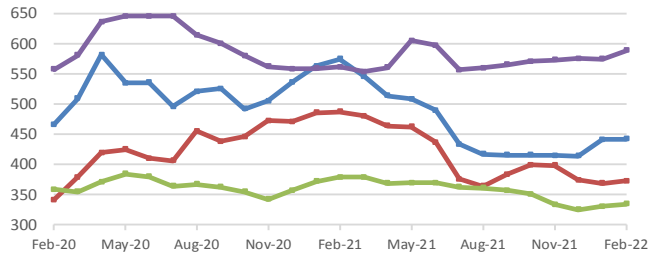

	Latest Price Feb-22	Percent Change 1M	3M	1Y
Thailand (Bangkok), Rice (Thai 100% B)	442.67	0.2	6.7	-22.9
Viet Nam, Rice (25% broken)	372.75	0.9	-6.5	-23.5
India, Rice (25% broken)	334.75	1.2	0.2	-11.6
United States of America, Rice (US Long Grain 2.4%)	589.00	2.5	2.8	4.9

Sources: Thai Rice Exporters Association; FAO rice price update.

For more information visit the FPMA website here

DOMESTIC PRICE WARNINGS

Countries where prices of one or more basic food commodity are at abnormal high levels which could negatively impact access to food

Burkina Faso | Coarse grains

Growth Rate (%)		
	to 02/22	Same period average
3 months	4.5	1.6
12 months	2.5	0.1

Compound growth rate in real terms.
Refers to: Burkina Faso, Ouagadougou, Wholesale, Sorghum (local).

Prices of coarse grains increased for the third consecutive month in February 2022 and were well above their year-earlier levels

Prices of **sorghum** and **millet** increased for the third consecutive month in February and were at near-record levels, up to 45 percent higher on a yearly basis, mostly reflecting conflict-related disruptions to markets and below-average production in 2021. In the conflict-affected northern and eastern areas of the country, the high concentration of internally displaced persons, approximately 1.6 million, has increased the local demand for food, weighing on prices. Strong export demand from neighbouring countries also added further pressure on cereal prices. In order to contain further the price increases, the government, in February 2022, banned the export of millet, maize and sorghum flours indefinitely. This measure complements an export ban on cereal grains that has been in place since January 2021.

Chile | Wheat

Growth Rate (%)		
	to 02/22	Same period average
3 months	1.5	-2.1
12 months	2.8	0.1

Compound growth rate in real terms.
Refers to: Chile, National Average, Wholesale, Wheat.

Prices of wheat in February at a record-high level

Wholesale prices of **wheat** held steady in February 2022, although the recently completed average harvest increased market availabilities. After sustained increases throughout 2021, prices were 50 percent higher year on year, representing an all-time high. The high level mainly reflects elevated production and transportation costs, combined with upward trends in the international market, from which the country sources about a half of its wheat consumption requirements. Retail prices of bread were also at high levels and were more than 15 percent above their year-earlier levels, reflecting the elevated cost of wheat.

Colombia | Wheat flour

Growth Rate (%)		
	to 02/22	Same period average
3 months	0.5	0.1
12 months	2.6	0.2

Compound growth rate in real terms.
Refers to: Colombia, Cartagena, Wholesale, Wheat (flour).

Prices of wheat flour remained firm at a very high level, in line with trends in the international market

Following sharp increases between August and December 2021, wholesale prices of **wheat flour** were mostly stable in February, reflecting improved market supplies from year-on-year larger imports in the last quarter of 2021. Prices, however, remained at near-record levels owing to elevated quotations for wheat from Canada and the United States of America, the country's key suppliers, whose 2021 production was below the previous five-year average. According to the latest official estimates, the annual inflation rate of food and non-alcoholic beverages was 20 percent in January 2022, showing the sharpest price increases compared to other commodity groups.

Price warning level: High Moderate

For more information visit the FPMA website here

Mali | Coarse grains

Growth Rate (%)		
	to 02/22	Same period average
3 months	11.2	1.0
12 months	5.7	-0.2

Compound growth rate in real terms.
Refers to: Mali, Bamako, Wholesale, Sorghum (local).

Prices of coarse grains at near-record levels in February after further sharp increases in late 2021 and early 2022

Prices of locally produced **coarse grains**, mainly **sorghum** and **millet**, recorded a further sharp increase in February and were at near-record levels, about 60 percent above a year earlier. Prices followed a steady upward trend throughout 2021, underpinned by below-average domestic availabilities, conflict-related market disruptions in central areas of the country and strong export demand. This trend was exacerbated in late 2021 and early 2022 by the significant decline in production of sorghum and millet in 2021 due to negative effects of poor weather conditions and conflicts, which curbed the planted area in the main producing Mopti and Segou regions. Furthermore, the negative effects of stringent economic sanctions imposed by the Economic Community of West African States (ECOWAS) in early January 2022 were another factor that added upward pressure to prices. The sanctions include: the closure of borders; a trade embargo; stopping financial aid, and freezing the country's assets at the Central Bank of West African States. In order to temper the price increases and secure market availabilities, the government, in early December 2021, introduced an indefinite ban on exports of cereals, including sorghum, millet, maize and rice.

Nigeria | Coarse grains

Growth Rate (%)		
	to 01/22	Same period average
3 months	11.7	2.4
12 months	1.2	0.1

Compound growth rate in real terms.
Refers to: Nigeria, Kano, Wholesale, Maize (white).

Prices of coarse grains continued to increase in January 2022 and were well above their year-earlier levels

Prices of **coarse grains** increased for the third consecutive month in January 2022, underpinned by high transportation costs, below-average market availabilities and strong demand. As of January, prices of locally produced **millet**, **sorghum** and **maize** were on average 30 percent above their year-earlier levels. The high prices were supported by persistent macroeconomic challenges, including the weakening of the national currency and high inflation rates. As of January 2022, the naira had lost 8 percent of its value on a yearly basis while the national annual inflation rate stood at 15.6 percent. A deterioration of security conditions in the north of the country negatively affected agricultural production and marketing activities, hampering trade flows and adding further pressure on food prices.

Peru | Wheat flour

Growth Rate (%)		
	to 02/22	Same period average
3 months	-0.3	-0.4
12 months	2.7	-0.1

Compound growth rate in real terms.
Refers to: Peru, Lima, Wholesale, Wheat (flour).

Prices of wheat flour remained at record levels in February

Wholesale prices of **wheat flour** were stable in February but were kept at a record high, 50 percent above their year-earlier levels in nominal terms. As the country is largely dependent on wheat imports to satisfy its domestic consumption requirement, domestic prices are susceptible to trends in the international market. Therefore, the high level of prices reflect the elevated export prices of the country's main wheat suppliers, in combination with the lower year-on-year imports in 2021.

Price warning level: High Moderate

For more information visit the FPMA website here

Somalia | Sorghum

Growth Rate (%)		
	to 01/22	Same period average
3 months	12.7	-0.6
12 months	4.9	-1.0

Compound growth rate in real terms.
Refers to: Somalia, Baidoa, Retail, Sorghum (red).

Prices of maize and sorghum continued to increase in January to very high levels, due to reduced availabilities following four consecutive below-average harvests

Prices of **maize** and **sorghum** continued to increase in January, albeit at slower rates than in previous months, as the January "Deyr" harvest, although below average due to poor rains, increased market availabilities somewhat. Prices of sorghum in Dinsoor and Baidoa markets, located in the "sorghum belt" of Bay Region, increased in January by about 10 and 25 percent, respectively, while prices of maize in Marka and Qorioley, located in the key-producing Lower Shabelle Region, increased by 7 and 10 percent, respectively. January prices were more than twice the already elevated values of a year earlier due to reduced availabilities following four consecutive below-average harvests and were close to the levels reached during the 2016-2017 drought and the 2008 global food price crisis. The "Deyr" harvest has largely failed in rainfed agriculture areas, where the poor performance of the rainy season resulted in a below-average planted area, widespread germination failures and crop wilting. In riverine areas along the Juba and Shabelle rivers, where farmers practice irrigation and flood recession agriculture, crop production was also reduced due to low water levels. As a result, the aggregate "Deyr" cereal production is estimated to be about 40 percent below the five-year average.

South Sudan | Staple foods

Growth Rate (%)		
	to 02/22	Same period average
3 months	-0.9	5.3
12 months	-1.7	0.3

Compound growth rate in real terms.
Refers to: South Sudan, Juba, Retail, Maize (white).

Prices of maize and sorghum increased further in February and remained at exceptionally high levels, mainly due to the lingering impact of the prolonged conflict

Prices of **sorghum** and **maize** continued to increase unseasonably in the capital, Juba, in February, rising by about 2 percent, despite the recent arrival on markets of newly harvested second season crops, due to a reduced 2021 cereal output. Prices of other local staples, including imported **wheat**, **cassava** and **groundnuts**, followed mixed trends, with imported wheat increasing by 5 percent, groundnuts remaining firm and cassava declining by 6 percent. Overall, nominal food prices in February remained at exceptionally high levels, with those of maize and sorghum slightly below their high year-earlier values but more than 50 times those in July 2015 before the currency collapse. Underlying the high food prices are insufficient supplies and the continuously difficult macroeconomic situation, due to low foreign currency reserves and the weak national currency. In addition, in the past year, COVID-19-related disruptions to the local markets and trade, already adversely affected by the lingering impact of the prolonged conflict, provided further support to price levels.

Sri Lanka | Rice and wheat flour

Growth Rate (%)		
	to 02/22	Same period average
3 months	6.5	-0.8
12 months	3.4	-0.2

Compound growth rate in real terms.
Refers to: Sri Lanka, Colombo, Retail, Wheat (flour).

Prices of rice and wheat flour remain at record high levels in February

Prices of **rice**, the country's main staple food, increased at a moderate rate reaching record levels in February 2022 and were about 55 percent above their year-earlier levels, following steady increases between September 2021 and January 2022. Softening prices coincided with the start of the 2022 main "Maha" harvest, however, expectations for a below-average crop and continued currency depreciation will likely limit more pronounced seasonal decreases in prices. Similarly, prices of **wheat flour**, not produced in the country, reached record levels in February and were 70 percent above their year-earlier levels, reflecting continued currency depreciation and the upward trend in international markets.

Price warning level: High Moderate

For more information visit the FPMA website here

Sudan | Staple foods

Growth Rate (%)		
	to 02/22	Same period average
3 months	-1.7	1.6
12 months	-8.4	0.1

Compound growth rate in real terms.
Refers to: Sudan, El Gedarif, Wholesale, Sorghum (Feterita).

Prices of staple foods soaring to exceptionally high levels in February

Prices of locally grown **sorghum** and **millet** increased unseasonably in February, with those of millet rising by 15–20 percent and those of sorghum surging by 20–30 percent as erratic seasonal rains, floods, pests and diseases, and input shortages resulted in well below-average estimates for the recently concluded 2021 harvest. In the Dongola market, the reference market for locally grown **wheat**, prices in February reached new record highs, as the harvest, due in March, is forecast to be below average. The unfavourable prospects are mainly due to below-average plantings caused by shortages of improved seeds and increased electricity costs for pump irrigation. **Cereal** prices began to follow a sustained increasing trend in late 2017 due to the difficult macroeconomic situation, coupled with fuel shortages and high prices of agricultural inputs inflating production and transportation costs. In the past year, disruptions to marketing and trading activities related to the measures implemented to contain the spread of COVID-19, the removal of fuel subsidies in June 2021, flooding in late July 2021 and heightened political instability as well as intercommunal clashes since late October 2021, exerted further upward pressure on prices.

Uganda | Maize

Growth Rate (%)		
	to 02/22	Same period average
3 months	-1.0	3.1
12 months	2.8	-0.3

Compound growth rate in real terms.
Refers to: Uganda, Kabale, Wholesale, Maize.

Prices of maize began to seasonally increase in February and were well above their year-earlier levels, underpinned by reduced domestic availabilities

Prices of **maize** began to seasonally increase in February, rising by 10–30 percent, when they were 30–45 percent above their year-earlier levels. The high price levels are mainly due to reduced market availabilities following a below-average cereal output in 2021, because of erratic rains during both the first and the second season. Sustained exports to South Sudan and high fuel costs provided further support to prices.

Zimbabwe | Food items

Growth Rate (%)		
	to 02/22	Same period average
3 months	n.a	n.a
12 months	n.a	n.a

Compound growth rate in real terms.
Refers to: Zimbabwe, Harare, Retail, Food items.

Food inflation quickened in February

The official monthly **food** inflation rate was estimated at 8 percent in February 2022, a moderate uptick compared to January's rate. Following some firmness in preceding months, the national currency depreciated against the United States dollar in February and this has been a key factor contributing to the higher inflation rate. The hikes in energy costs, including electricity and fuel, are also underpinning the high food prices. The annual inflation rate was estimated at 69 percent in February, an exceptionally high level, but down from the rates registered in early 2021 when the annual rate was in triple-digit figures.

Price warning level: High Moderate

For more information visit the FPMA website here

Prices of coarse grains continued to increase in February across most of the subregion and were at near-record levels in a number of countries

Prices of locally produced coarse grains increased further in February across most of the subregion, continuing a general upward trend that started in November 2021, and were at near-record levels.

In Sahelian countries, upward pressure on prices stemmed from below-average cereal outputs, conflict-related market disruptions and reduced cross-border trade flows, associated with lingering COVID-19 logistical bottlenecks, bans on cereal exports, regional sanctions on Mali and persistent insecurity in the Liptako-Gourma Region. In **Mali**, prices of locally produced coarse grains strengthened in February and were on average 60 percent above their year-earlier levels. The high prices reflect market disruptions and below-average outputs of sorghum and millet in 2021, due to severe insecurity conditions in central and western parts, and poor weather conditions. In addition, the economic effects of stringent sanctions imposed by the Economic Community of West African States (ECOWAS), including the closure of borders and a trade embargo in January, added upward pressure to prices. In **Burkina Faso**, prices of sorghum and millet increased for the third consecutive month in February and were at near-record levels, up to 45 percent higher on a yearly basis, mostly reflecting conflict-related disruptions, below-average production in 2021 and strong domestic demand boosted by the high concentration of internally displaced persons in northern and eastern areas. Strong export demand from neighbouring countries also added further pressure on cereal prices. As a measure to further contain the price increases, the government, in February 2022, banned the export of millet, maize and sorghum flours indefinitely. Prices of domestically produced millet and sorghum continued to increase in February in **the Niger**, also reaching near-record levels and were about 25 percent higher on a yearly basis. The high prices reflect below-average market availabilities stemming from the reduced 2021 cereal output, officially estimated 40 percent below the five-year average and insecurity-related market disruptions in the Tillaberi, Tahoua, Maradi and Diffa regions. Similarly, in **Chad**, prices of coarse grains generally increased in January and were over 20 percent above their year-earlier levels.

In coastal countries along the Gulf of Guinea, high transportation costs and strong export demand amid higher international prices, particularly of maize, coupled with currency depreciation outside of the Communauté Financière Africaine (CFA) zone, remained the main factors underpinning price gains. In **Ghana**, in spite of the downward pressure from the bumper 2021 cereal output, prices of maize, sorghum and millet remained stable or increased in February in a number of markets, mostly reflecting strong export demand, driven by increased cereal import needs in neighbouring Sahelian countries. Prices of coarse grains were, as of February, about 30 percent above their year-earlier levels, further supported by high transportation costs and the depreciation of the national currency. In **Benin** and **Togo**, prices of sorghum were overall stable in February reflecting adequate market supplies, while prices of maize increased in a number of markets reflecting export demand pressure. In **Nigeria**, prices of coarse grains increased for the third consecutive month in January 2022 and were on average 30 percent higher on a yearly basis, underpinned by high transportation costs, below-average market availabilities and strong demand. Persistent macroeconomic difficulties, coupled with localized production shortfalls and disruptions to marketing activities due to a deterioration of security conditions in the north of the country, also added upward pressure on prices.

Wholesale prices of millet and sorghum in Mali

CFA franc (BCEAO) per 100 kg

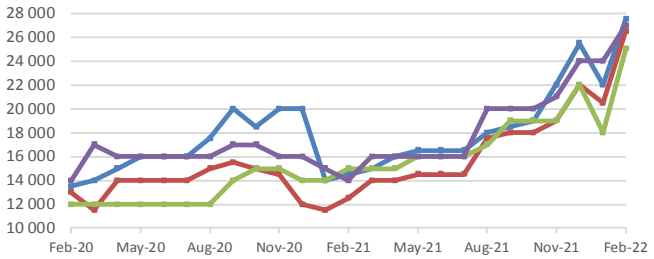

	Latest Price Feb-22	Percent Change 1M	3M	1Y
Bamako, Millet (local)	27 500	25.0	25.0	89.7
Bamako, Sorghum (local)	26 500	29.3	39.5	112.0
Ségou, Millet (local)	25 000	38.9	31.6	66.7
Kayes, Sorghum (local)	27 000	12.5	28.6	92.9

Source: Afrique verte.

Wholesale prices of millet and sorghum in Burkina Faso

CFA franc (BCEAO) per 100 kg

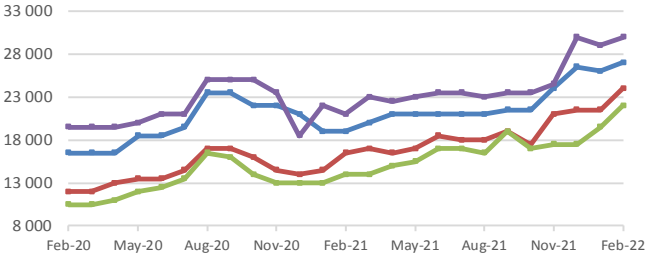

	Latest Price Feb-22	Percent Change 1M	3M	1Y
Ouagadougou, Millet (local)	27 000	3.8	12.5	42.1
Ouagadougou, Sorghum (local)	24 000	11.6	14.3	45.5
Dédougou, Sorghum (local)	22 000	12.8	25.7	57.1
Dori, Millet (local)	30 000	3.4	22.4	42.9

Source: Afrique verte.

For more information visit the FPMA website here

Wholesale prices of millet and sorghum in the Niger

CFA franc (BCEAO) per 100 kg

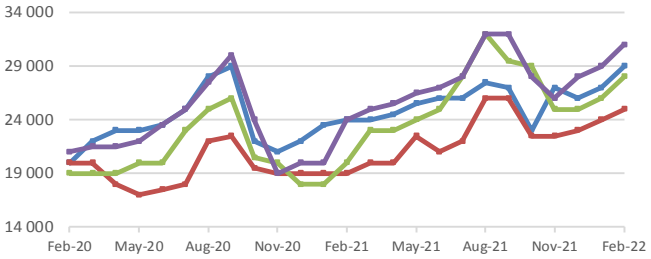

	Latest Price Feb-22	Percent Change 1M	3M	1Y
Niamey, Millet (local)	29 000	7.4	7.4	20.8
Niamey, Sorghum (local)	25 000	4.2	11.1	31.6
Zinder, Sorghum (local)	28 000	7.7	12.0	40.0
Zinder, Millet (local)	31 000	6.9	19.2	29.2

Source: Afrique verte.

Retail prices of millet and sorghum in Chad

CFA franc per kg

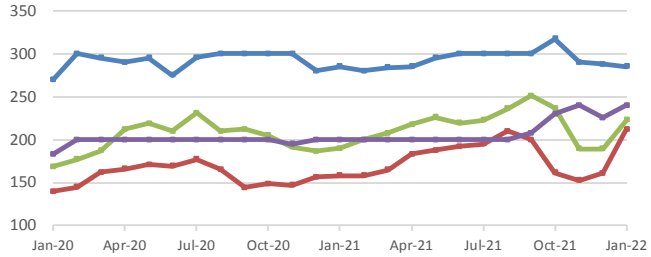

	Latest Price Jan-22	Percent Change 1M	3M	1Y
N'Djamena, Millet	285	-1.0	-10.2	0.0
Moundou, Sorghum	212	31.8	31.3	34.2
Moundou, Millet	223	17.9	-5.9	17.5
N'Djamena, Sorghum	240	6.4	4.3	20.0

Source: FEWSNET.

Retail prices of maize in Benin

CFA franc (BCEAO) per kg

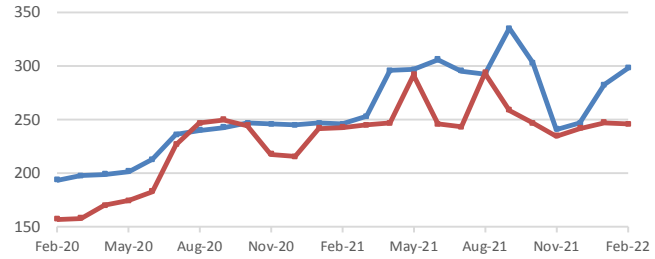

	Latest Price Feb-22	Percent Change 1M	3M	1Y
Cotonou, Maize	298.00	5.5	23.5	21.1
Parakou, Maize	246.00	-0.6	4.7	1.2

Source: Institut National de la Statistique et de l'Analyse Économique (INSAE).

Wholesale prices of white maize in Nigeria

Naira per 100 kg

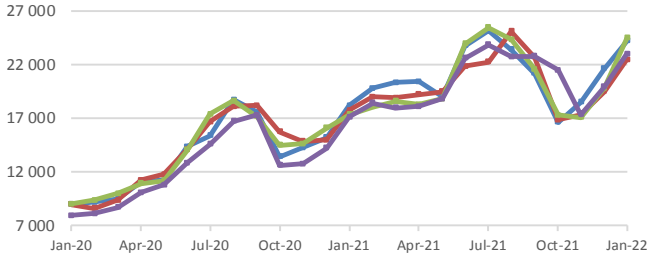

	Latest Price Jan-22	Percent Change 1M	3M	1Y
Kano, Maize (white)	24 227.50	11.9	45.5	33.2
Maiduguri, Maize (white)	22 500.00	15.5	33.3	26.8
Kaura Namoda, Maize (white)	24 470.00	23.5	41.4	40.9
Giwa, Maize (white)	23 000.00	15.2	7.0	34.3

Source: FEWS NET.

For more information visit the FPMA website here

Wheat prices increased driven by rising international prices, but those of maize remained mostly firm

Prices of maize, produced and exported from the subregion, remained mostly firm in January and February, underpinned by ample subregional supplies. However, prices of wheat, an imported cereal, continued to strengthen in most countries owing to rising international benchmark prices.

In **South Africa**, the average monthly wholesale price of maize in February 2022 was virtually unchanged compared to January and remained about 13 percent higher year on year. The recent firmness is in part attributed to a modest appreciation of the rand against the United States dollar and continued favourable supply conditions, reflecting good stock levels and an expected above-average harvest in 2022. Prices, however, came under upward pressure at the end of February owing to the sharp increases in international benchmark prices, which pushed up export parity prices and in turn domestic prices. The influence of dynamics in the international market has had a more discernible impact on wheat prices, reflecting the country's position as a net importer of the cereal, unlike maize. Having reached a record high in September 2021, prices eased in the following months after an above-average harvest, but edged up again in February and were only slightly below the record highs. In import-dependent **Botswana**, **Eswatini** and **Namibia**, prices of wheat and bread continued to increase further in January 2022, driven by trends in the international market, as these countries are fully dependent on imports. By contrast, maize meal prices eased at the start of 2022 and were, in general, lower year on year, underpinned by good domestic supply conditions. In **Zambia**, prices of maize meal increased for a second consecutive month in February 2022 following generally stable levels in 2021 and were up to 8 percent higher on a yearly basis. There was a minor decrease in bread prices during the same month, however, on a yearly basis prices were 13 percent higher. In **Malawi**, the national average price of maize grain remained stable month on month in February and was at a comparable level compared to the corresponding month in 2021. At the regional level, small price declines were recorded in the Southern Region, which could be explained by an increase in the supply of humanitarian food assistance in response to the impact of tropical storm Ana, while in markets in the north, maize grain prices increased marginally. In **Zimbabwe**, the food inflation rate quickened in February, mirroring a modest month-on-month depreciation of the currency. On a yearly basis, food prices were 69 percent higher.

Wholesale prices of maize in South Africa

South African rand per tonne

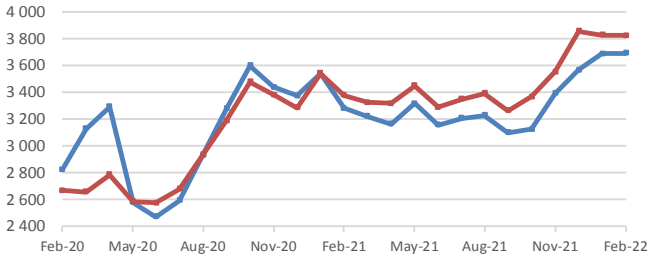

	Latest Price Feb-22	Percent Change 1M	3M	1Y
Randfontein, Maize (white)	3 691.18	0.1	8.8	12.5
Randfontein, Maize (yellow)	3 823.42	-0.1	7.6	13.2

Source: SAFEX Agricultural Products Division.

Retail prices of maize meal in Botswana

Pula per kg

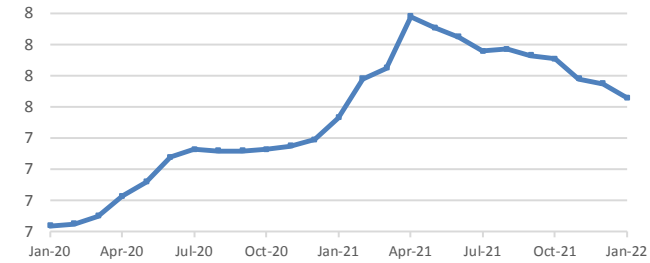

	Latest Price Jan-22	Percent Change 1M	3M	1Y
National average, Maize meal	7.56	-1.2	-3.2	1.7

Source: Statistics Botswana.

For more information visit the FPMA website here

Retail prices of maize meal in Eswatini

Lilangeni per kg

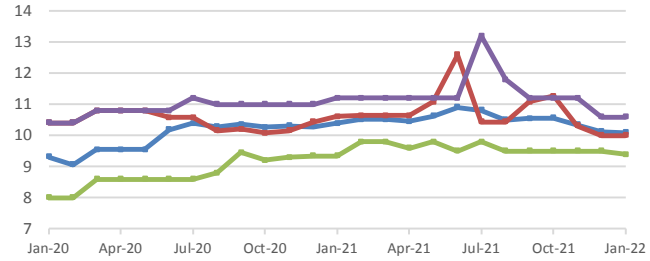

	Latest Price Jan-22	Percent Change 1M	3M	1Y
National average, Maize meal	10.10	-0.2	-4.4	-2.8
Hhohho, Maize meal	10.00	0.0	-11.2	-5.7
Lubombo, Maize meal	9.40	-1.1	-1.1	0.5
Shiselweni, Maize meal	10.60	0.0	-5.4	-5.4

Source: Central Statistical Office (CSO).

Retail prices of maize meal in Namibia

Namibia dollar per kg

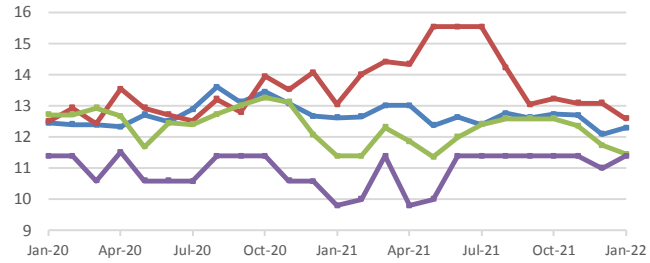

	Latest Price Jan-22	Percent Change 1M	3M	1Y
Windhoek, Maize meal	12.30	1.7	-3.4	-2.5
Swakopmund, Maize meal	12.59	-3.8	-4.9	-3.5
Otjiwarongo, Maize meal	11.46	-2.3	-9.0	0.5
Gobabis, Maize meal	11.40	3.6	0.0	16.3

Source: Namibia Statistics Agency.

Retail prices of maize in Zambia

Zambian kwacha per 20 kg

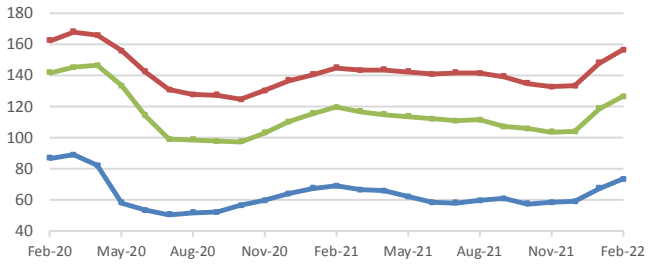

	Latest Price Feb-22	Percent Change 1M	3M	1Y
National Average, Maize (white)	73.55	9.1	25.7	6.2
National Average, Breakfast maize meal	156.57	5.8	17.8	8.1
National Average, White roller maize meal	126.57	6.6	22.1	5.7

Source: Central Statistical Office.

Retail prices of maize in Malawi

Malawi kwacha per kg

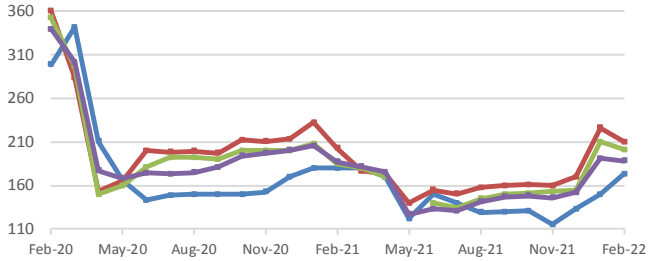

	Latest Price Feb-22	Percent Change 1M	3M	1Y
Mzuzu, Maize	173	15.3	50.4	-3.9
Nsanje, Maize	210	-7.1	31.3	3.6
Liwonde, Maize	201	-4.3	31.4	8.6
National Average, Maize	188	-1.6	28.8	0.5

Sources: Ministry of Agriculture and Food Security; IFPRI; Ministry of Agriculture and Food Security/IFPRI.

For more information visit the FPMA website here

Prices of coarse grains followed mixed trends in January, lingering well above their year-earlier levels in several countries and remaining exceptionally high in South Sudan and the Sudan

Prices of coarse grains followed mixed trends in February. While higher than a year earlier across the subregion, exceptionally high levels were recorded in **South Sudan** and **the Sudan**. In both countries, prices remain underpinned by insufficient supplies and severe macroeconomic difficulties, including currency weakness. Prices were also higher year on year in **Uganda** and **Somalia** due to reduced market availabilities and in **the United Republic of Tanzania**, reflecting a reduced cereal production in 2021, coupled with sustained exports to Kenya.

In **the Sudan**, prices of sorghum and millet increased unseasonably, surging in February in most markets, as erratic seasonal rains, floods, pests and diseases, and input shortages resulted in well below-average output from the recently concluded 2021 harvest. Prices were up to twice their already elevated year-earlier values, mainly due to tight supplies, heightened political instability since October 2021 and intercommunal clashes in Greater Darfur and Greater Kordofan regions, which resulted in localized trade disruptions and market shortages. Continued macroeconomic difficulties, fuel shortages and high prices of agricultural inputs inflating production and transportation costs, provided further support to prices. In **South Sudan**, prices of maize and sorghum continued to unseasonably increase in February despite the recent arrival on markets of newly harvested second season crops, due to a reduced 2021 cereal output and a slight depreciation of the parallel market exchange rate. Prices remained at exceptionally high levels due to the lingering impact of the prolonged conflict. In **Uganda**, prices of maize increased seasonally in February and remained well above their year-earlier levels. The high price levels are due to a reduced cereal production in 2021, coupled with high fuel prices and sustained exports to South Sudan. In **Somalia**, prices of maize and sorghum continued to increase in January 2022, albeit at slower rates than in December 2021, as the January "Deyr" harvest, although below-average due to poor rains, increased market supplies somewhat. However, January prices were more than twice the already elevated values a year earlier due to significantly reduced availabilities following four consecutive below-average harvests, and were close to the levels reached during the 2016–2017 drought, the worst in recent years, and the 2008 global food price crisis. In **the United Republic of Tanzania**, prices of maize firmed up in February as the secondary "Vuli" harvest recently gathered in the northeastern bimodal rainfall areas increased supplies, while improved February rains lifted crop prospects for the major "Msimu" harvest, which will be gathered in May in the central and southern unimodal rainfall areas. February prices are above their year-earlier levels due to the reduced cereal production in 2021, coupled with sustained exports to Kenya.

Retail prices of maize and sorghum in South Sudan

South Sudanese pound per 3.5 kg

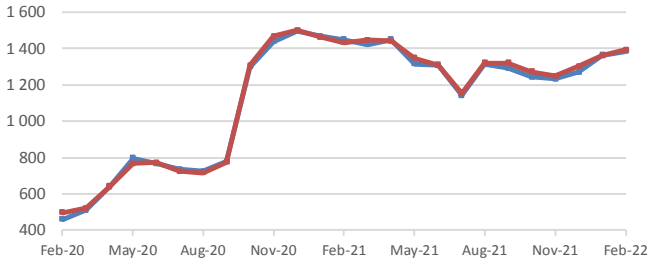

	Latest Price Feb-22	Percent Change 1M	3M	1Y
Juba, Maize (white)	1 386	1.6	12.4	-4.3
Juba, Sorghum (Feterita)	1 393	2.4	11.6	-2.9

Source: Crop and Livestock Market Information System (CLiMIS).

Wholesale prices of sorghum and millet in the Sudan

Sudanese pound per tonne

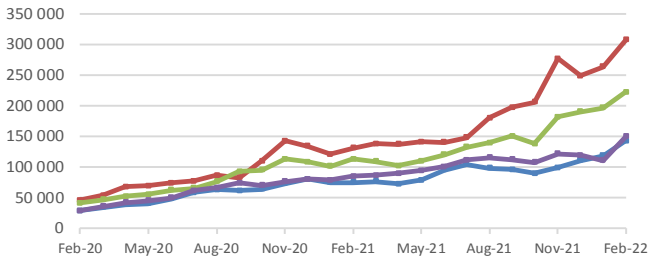

	Latest Price Feb-22	Percent Change 1M	3M	1Y
El Gedarif, Sorghum (Feterita)	143 344	20.5	44.4	89.9
El Obeid, Millet	308 000	16.7	11.1	134.6
El Gedarif, Millet	222 750	13.3	22.4	97.0
El Obeid, Sorghum (Feterita)	149 875	34.7	22.7	75.8

Source: Food Security information for Action (SIFSIA).

For more information visit the FPMA website here

Wholesale prices of maize in Uganda

Uganda shilling per kg

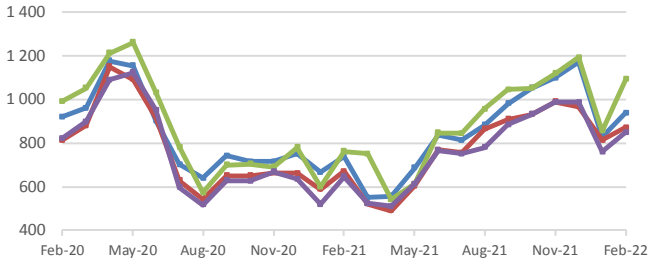

	Latest Price Feb-22	Percent Change 1M	3M	1Y
Kampala, Maize	938.18	13.4	-14.6	26.9
Lira, Maize	871.07	7.1	-11.9	29.7
Kabale, Maize	1 091.46	27.5	-2.5	43.2
Masindi, Maize	849.00	11.8	-13.9	31.6

Source: Regional Agricultural Trade Intelligence Network.

Retail prices of maize and sorghum in Somalia

Somali shilling per kg

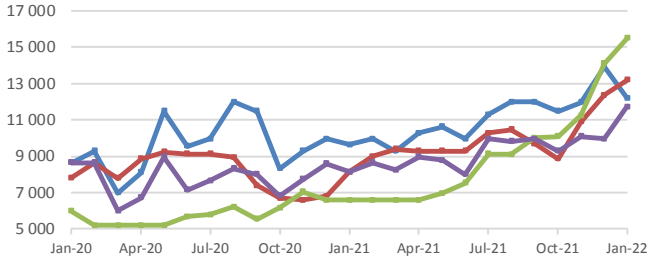

	Latest Price Jan-22	Percent Change 1M	3M	1Y
Mogadishu, Maize (white)	12 200.00	-12.5	6.3	26.8
Marka, Maize (white)	13 200.00	6.7	49.1	62.0
Baidoa, Sorghum (red)	15 500.00	9.9	53.5	134.8
Mogadishu, Sorghum (red)	11 720.00	17.8	26.0	43.8

Source: Food Security Analysis Unit.

Wholesale prices of maize in the United Republic of Tanzania

Tanzanian shilling per kg

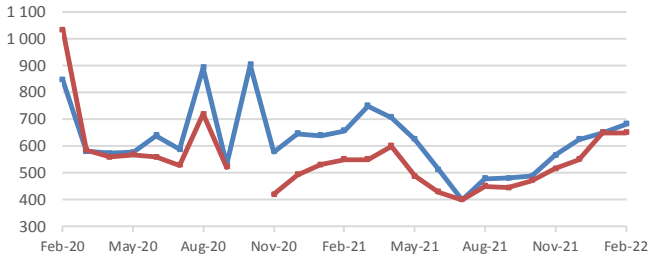

	Latest Price Feb-22	Percent Change 1M	3M	1Y
Dar es Salaam, Maize	683.14	5.1	20.5	3.8
Arusha, Maize	649.81	0.0	25.7	18.2

Source: Regional Agricultural Trade Intelligence Network.

For more information visit the FPMA website here

Domestic prices of rice and wheat were largely stable or increased in February

Domestic prices of rice were largely stable or showed small increases in February and were generally below or close to their year-earlier levels, with a few exceptions. In **India**, prices of rice were stable or increasing, mostly supported by the ongoing government procurement programme and robust demand. In **Viet Nam**, prices increased seasonally ahead of the main 2022 "winter–spring" harvest, which begins in March, and estimated at an above-average level. Prices in February were well below their year-earlier levels following a steady decrease in 2021, owing to ample market availabilities from the bumper 2021 harvests. More pronounced increases were registered in **Myanmar**, where prices rose by about 5 percent month on month as seasonal trends were exacerbated by firm demand for export. Overall, February quotations were only marginally above their year-earlier levels. Prices declined in **Thailand** and were about 15 percent below their year-earlier levels due to good local availabilities and a slowdown in demand for export. Prices were generally stable or declined in the main producing provinces in **Cambodia**, reflecting expectations of bumper outputs from the ongoing 2021 main season harvest and the secondary 2022 harvest due to begin in March. In importing countries, prices were generally stable and close to their year-earlier levels in **Bangladesh**, reflecting adequate market availabilities from 2021 harvests and large imports. In **Sri Lanka**, prices increased at a moderate rate in February and were about 55 percent above their year-earlier levels, following steady increases between September 2021 and January 2022. Softening prices coincided with the start of the 2022 main "Maha" harvest, however, expectations for a below-average crop and continued currency depreciation will likely limit stronger seasonal decreases in prices.

Wheat and wheat flour prices changed little in the subregion's main producing countries and generally increased in importing countries. Prices of wheat flour were generally stable in **China (mainland)** as well as in **India**, the subregion's main wheat producing countries, due to adequate market availabilities from the above-average 2021 outputs. Similarly, prices of wheat flour held relatively stable in most markets in **Pakistan**, reflecting adequate market availabilities from sizeable imports and favourable prospects for the 2022 "Rabi" crop, to be harvested from April onwards. By contrast, prices increased in **Bangladesh**, which imports about 85 percent of its domestic needs, mostly reflecting the upward trends in international markets. Similarly, in **Sri Lanka**, prices of wheat flour (entirely imported) continued to increase in February reaching record levels, following steady increases since September 2021, and were almost 70 percent higher year on year supported by the sharp devaluation of the national currency and the increasing trends in the international markets.

Wholesale prices of rice in Thailand

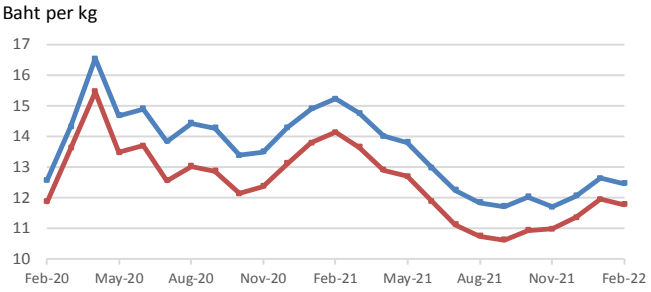

	Latest Price Feb-22	Percent Change 1M	3M	1Y
Bangkok, Rice (5% broken)	12.47	-1.4	6.5	-18.2
Bangkok, Rice (25% broken)	11.79	-1.3	7.3	-16.6

Source: Department of Internal Trade, Ministry of Commerce.

Retail prices of rice and wheat flour in Bangladesh

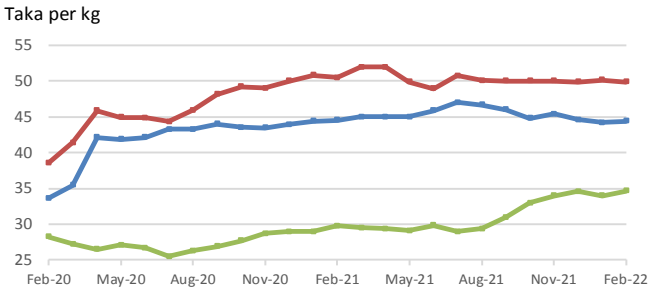

	Latest Price Feb-22	Percent Change 1M	3M	1Y
Dhaka, Rice (coarse- BR-8/ 11/ Guti/ Sharna)	44.39	0.4	-2.2	-0.4
Dhaka, Rice (Medium)	49.87	-0.6	-0.3	-1.3
Dhaka, Wheat (flour)	34.63	1.9	1.9	16.2

Source: Department of Agriculture Marketing (DAM), Bangladesh.

For more information visit the FPMA website here

Retail prices of rice and wheat flour in Sri Lanka

Sri Lanka rupee per kg

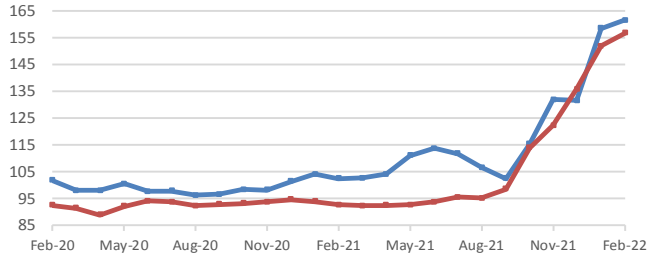

	Latest Price Feb-22	Percent Change 1M	3M	1Y
Colombo, Rice (white)	161.51	1.9	22.4	57.4
Colombo, Wheat (flour)	156.78	3.2	28.2	69.0

Source: Department of Census and Statistics.

Wholesale prices of wheat in China (mainland)

Yuan or yuan renminbi per tonne

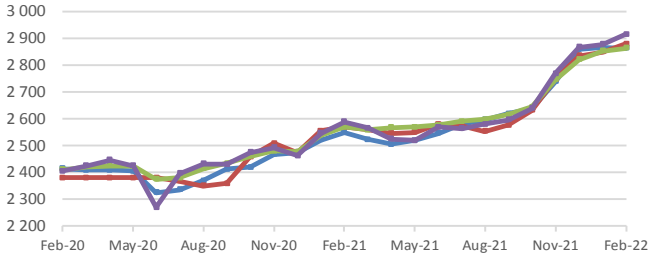

	Latest Price Feb-22	Percent Change 1M	3M	1Y
Zhengzhou, Wheat	2 863.33	-0.1	4.5	12.3
Linyi, Wheat	2 880.00	1.1	4.8	12.1
National Average, Wheat	2 864.67	0.4	4.3	11.5
Sijiazhuang, Wheat	2 915.33	1.3	5.2	12.6

Source: CnAgri - China Agriculture Consultant.

Wholesale prices of wheat in India

Indian rupee per tonne

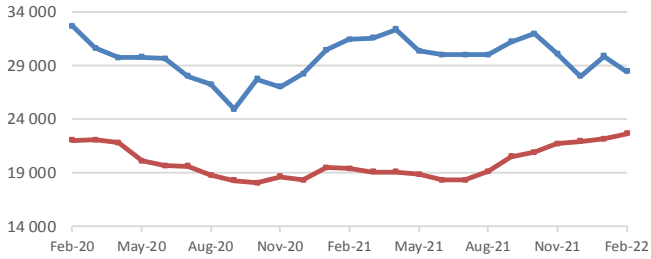

	Latest Price Feb-22	Percent Change 1M	3M	1Y
Mumbai, Wheat	28 444.40	-4.9	-5.5	-9.5
New Delhi, Wheat	22 646.40	2.1	4.1	16.6

Source: Ministry of Consumer Affairs.

Retail prices of wheat flour in Pakistan

Pakistan rupee per kg

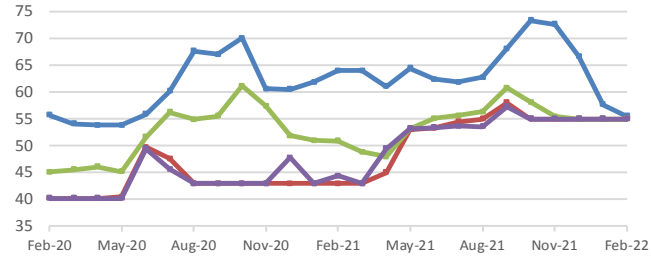

	Latest Price Feb-22	Percent Change 1M	3M	1Y
Karachi, Wheat (flour)	55.58	-3.6	-23.5	-13.2
Lahore, Wheat (flour)	55.00	0.0	0.0	27.9
Peshawar, Wheat (flour)	55.00	0.0	-0.8	8.0
Multan, Wheat (flour)	55.00	0.0	0.0	24.0

Source: Pakistan Bureau of Statistics.

For more information visit the FPMA website here

Wheat export prices declined in the Russian Federation and Ukraine in February and remained stable in Kazakhstan

In exporting countries of the subregion, **the Russian Federation** and **Ukraine**, average prices in February declined by about 5 percent due to weak import demand and uncertainty regarding trade activity during the latter part of the month. In February, quotations were 11 percent higher than a year earlier in both countries, significantly down from the spikes in November 2021. Export prices were mostly stable in **Kazakhstan**, sustained by moderate demand from importing countries and remained about 20 percent higher year on year, reflecting tighter exportable supplies after a reduced output in 2021. In domestic markets, wholesale prices of milling wheat declined slightly in **the Russian Federation** and **Ukraine**, in February, but were 10 percent higher year on year. Retail prices of wheat flour held steady in **Kazakhstan**, at levels slightly above those in February 2021.

In importing countries of the subregion, prices of wheat flour followed mixed trends but were broadly higher than a year before. Prices remained stable in January at around or slightly higher than a year earlier in **Belarus**, where a temporary export ban on cereals was in place until February 2022 (FPMA Policy) and in **Kyrgyzstan**, where the harvest of a lower output in 2021 kept them above the levels of a year earlier (GIEWS Country Brief). Prices seasonally increased to year-on-year higher levels in **Georgia** in February, and also in **Azerbaijan** and in **Armenia** in January, with the high export quotations from the Russian Federation, the main wheat supplier to these countries, contributing to the yearly increase in prices. In **Armenia** and **Georgia**, the year-on-year devaluation of the national currencies by 8 and 10 percent, respectively, also supported prices.

Prices of potatoes, another staple food in the subregion, rose seasonally in most countries and their values were higher than a year earlier. In most markets in **Kazakhstan** and **the Russian Federation**, prices in February increased to levels on average 20 and 45 percent, respectively, higher than a year earlier amid year-on-year smaller outputs. Similarly, in January, prices increased in **Armenia** and **Belarus**, to levels on average about 70 percent higher than a year before, following the harvest of reduced outputs. In **Georgia**, prices increased marginally in February, while they remained overall stable but higher than a year earlier in **Kyrgyzstan** and, also in January, in **Azerbaijan**.

Export prices of milling wheat in CIS countries

United States dollar per tonne

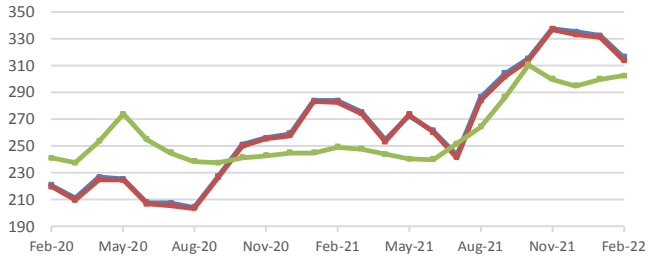

	Latest Price Feb-22	Percent Change 1M	3M	1Y
Russian Federation, Wheat (milling, offer, f.o.b., deep-sea ports)	316.25	-4.8	-6.3	11.4
Ukraine, Wheat (milling, offer, f.o.b.)	314.00	-5.3	-6.8	11.1
Kazakhstan, Wheat (milling, d.a.p. Saryagash station)	302.50	0.8	0.8	21.4

Source: APK-Inform Agency.

Retail prices of wheat flour in Kyrgyzstan

Som per kg

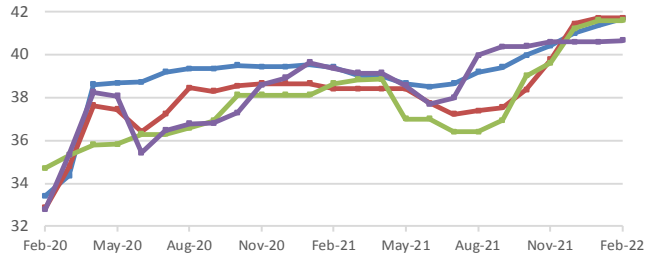

	Latest Price Feb-22	Percent Change 1M	3M	1Y
National Average, Wheat (flour, first grade)	41.68	0.7	3.1	5.8
Batken, Wheat (flour, first grade)	41.70	0.0	4.9	8.6
Osh, Wheat (flour, first grade)	41.60	0.0	5.0	7.6
Jalal-Abad, Wheat (flour, first grade)	40.66	0.1	0.2	3.3

Source: National Statistical Committee of the Kyrgyz Republic.

For more information visit the FPMA website here

Retail prices of wheat flour in Armenia

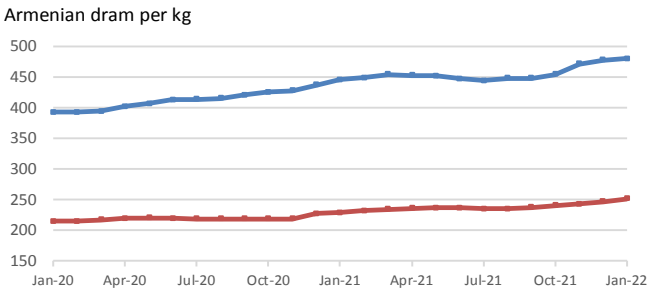

	Latest Price Jan-22	Percent Change 1M	3M	1Y
National Average, Wheat (flour, high grade)	480.60	0.6	5.7	7.8
National Average, Wheat (flour, first grade)	251.87	1.9	4.6	10.0

Source: National Statistical Service of the Republic of Armenia.

Retail prices of potatoes in the Russian Federation

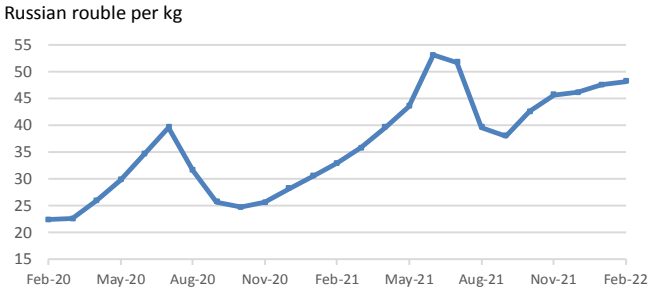

	Latest Price Feb-22	Percent Change 1M	3M	1Y
National Average, Potatoes	48.23	1.3	5.6	46.3

Source: Federal State Statistics Service.

Retail prices of potatoes in Belarus

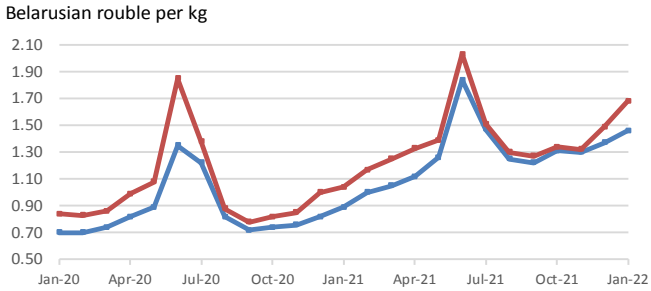

	Latest Price Jan-22	Percent Change 1M	3M	1Y
National Average, Potatoes	1.46	6.6	11.5	64.0
Minsk, Potatoes	1.68	12.8	25.4	61.5

Source: National Statistical Committee of the Republic of Belarus.

Retail prices of potatoes in Kyrgyzstan

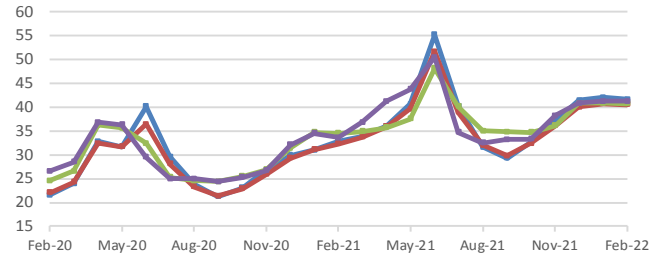

	Latest Price Feb-22	Percent Change 1M	3M	1Y
Bishkek, Potatoes	41.64	-1.0	12.3	26.9
National Average, Potatoes	40.53	-0.4	12.1	25.3
Osh, Potatoes	40.75	-0.1	12.9	18.2
Jalal-Abad, Potatoes	41.20	0.0	7.9	22.6

Source: National Statistical Committee of the Kyrgyz Republic.

For more information visit the FPMA website here

Prices of maize and beans remained at high levels

Wholesale prices of white maize followed mixed trends in February 2022 and were higher year on year due to increasing production and transportation costs. In **Nicaragua**, prices of maize rose by 10 percent on a monthly basis, prompted by an increase in fuel prices and exacerbated by localized crop losses in the 2021 harvests. Although the 2021 maize production is officially estimated to be similar to the 2020 output, prices in February were 75 percent above those a year earlier, following sharp increases during the third quarter of 2021 when concerns about the impact of adverse weather conditions exerted upward pressure on prices. In **Mexico**, maize prices showed mixed trends in February. However, despite adequate market supplies from the recently completed main season harvest, estimated to have increased year on year, prices were on average 18 percent up from a year earlier on account of high production costs. Elsewhere in the subregion, maize prices were at least 30 percent above their year-earlier levels. In **Guatemala**, after having increased sharply in the past three months, prices of maize strengthened slightly in February, as markets were adequately supplied with the 2021 domestic output and imports from Mexico. While prices in February increased in **El Salvador**, they held steady in **Honduras**.

Wholesale prices of red beans increased in February and were above their year-earlier levels. In **Nicaragua**, prices rose for the fourth consecutive month, owing to persistent uncertainty over the yield of the "Apante" crop, currently being harvested. In **El Salvador**, prices also continued to increase, at a sharper rate in February, following rising prices in Nicaragua, the country's main supplier of beans. In **Honduras**, prices increased modestly, after holding stable in the previous month. Regarding black beans, prices were also higher year on year in February. In **Guatemala**, prices have been generally stable since December 2021 due to improved seasonal market supplies. In **Mexico**, prices were stable or weakened owing to increased supplies from the main harvest, completed in end-2021. Although the 2021 main season output is estimated to be 10 percent higher year on year, elevated production and transportation costs resulted in the high level of wholesale prices.

In the Caribbean, retail prices of rice remained virtually unchanged in February in **the Dominican Republic** although 10 percent up from a year earlier, reflecting elevated costs of agricultural inputs. In **Haiti**, prices of maize and black beans were stable or strengthened seasonally in January 2022 and were generally above their year-earlier levels. Prices of imported rice also rose in most markets following the steady depreciation of the national currency, which, as of January 2022, lost 40 percent of its value during the past 12 months. An improved security situation reportedly resulted in better access to markets. Increased precipitation during the first two months of 2022, although resulting in localized flooding, generally supported land preparation for the 2022 main season.

Wholesale prices of white maize in Central America

United States dollar per tonne

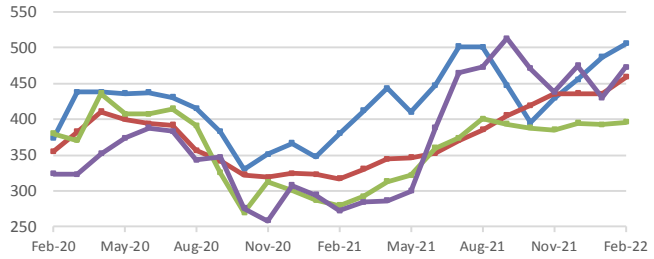

	Latest Price Feb-22	Percent Change 1M	3M	1Y
Guatemala, Guatemala City, Maize (white)	505.34	3.7	17.6	33.1
El Salvador, San Salvador, Maize (white)	458.92	5.4	5.4	44.8
Honduras, Tegucigalpa, Maize (white)	396.22	0.9	2.9	41.8
Nicaragua, Managua (oriental), Maize (white)	473.00	9.9	8.0	73.5

Sources: Ministerio de Agricultura, Ganadería y Alimentación; Dirección General de Economía Agropecuaria, MAG; SIMPAH.

Wholesale prices of beans in Central America

United States dollar per tonne

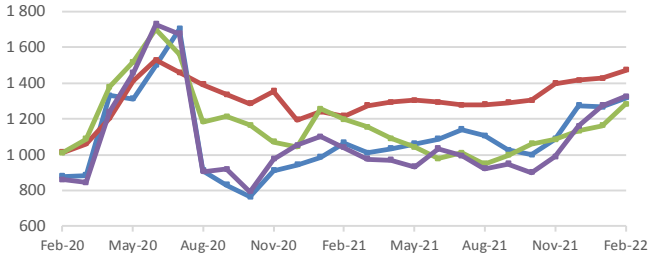

	Latest Price Feb-22	Percent Change 1M	3M	1Y
Honduras, Tegucigalpa, Beans (red)	1 318.46	4.1	21.1	23.7
Guatemala, Guatemala City, Beans (black)	1 472.90	3.3	5.4	21.0
El Salvador, San Salvador, Beans (red)	1 282.38	10.4	18.1	7.1
Nicaragua, Managua (oriental), Beans (red)	1 324.62	4.0	33.9	27.4

Sources: SIMPAH; Ministerio de Agricultura, Ganadería y Alimentación; Dirección General de Economía Agropecuaria, MAG.

For more information visit the FPMA website here

Prices of wheat and maize mostly increased in February and remained at high levels

Prices of wheat generally rose in February, with the notable exception of **Uruguay**, where improved seasonal supplies from the recently completed above-average 2021 harvest exerted downward pressure on prices. Across the subregion, prices were well above their year-earlier levels reflecting the strong demand and elevated international quotations. In **Argentina**, despite the recently completed record harvest, wholesale prices continued to rise in February and were more than 35 percent up from a year earlier, due to strong export demand amid a year-on-year reduction in global wheat production. Sharper price increases were reported in the last week of February, prompted by an increase in international quotations related to the conflict in Ukraine. In **Chile**, prices were stable in spite of the ongoing harvest and were 50 percent higher year on year, following sustained increases throughout 2021. In **Brazil**, prices strengthened in the key producing state of Rio Grande do Sul owing to large external sales between October 2021 and January 2022 resting on the bumper production in 2021. In importing countries, **Peru** and **Colombia**, prices remained firm in line with trends in the international market.

Prices of yellow maize were also well above their year-earlier levels on account of elevated production costs and higher year-on-year international quotations. In **Argentina**, where the 2022 harvest recently started, prices increased for the fourth consecutive month and were more than 40 percent higher than in February 2021. Although improved precipitation since January helped to alleviate moisture stress in some regions, worse-than-expected yield prospects exerted upward pressure on prices. Near-record 2021/22 marketing year export sales also supported higher prices. Prices also strengthened in February in **Brazil** and **Uruguay**. In Brazil, downward pressure due to improved market supplies from the ongoing minor harvest was more than offset by upward pressure from concerns that crop yields may be reduced. Prices were on average 22 percent above their already high levels a year earlier when drought conditions resulted in a below-average production. Planting of the 2022 main season crop is ongoing under improved weather conditions and the area sown is officially forecast at an all-time high on account of high prices of the grain. While prices weakened seasonally in **Peru**, they remained virtually unchanged in **Colombia** despite the ongoing main season harvest.

With regard to rice, prices showed mixed trends. Prices declined in **Brazil** with the start of the 2022 harvest, which is expected to be at a below-average level due to prolonged dryness in the key producing southern region. Prices were below their year-earlier levels, reflecting adequate market supplies from reduced exports and the slightly above-average harvest in 2021. The ongoing harvest also exerted downward pressure on prices in **Uruguay**, although they stood more than 20 percent above their year-earlier levels resting on high production costs and larger year-on-year exports in the second half of 2021. By contrast, prices rose seasonally in **Colombia** owing to reduced supplies in most markets. The 2022 first minor paddy crop will be harvested from mid-March and the area sown is officially estimated at a below-average level, prompted by low prices in 2021 that resulted from bumper outputs in 2020 and 2021. Prices remained stable in **Peru** and **Ecuador**, and were below their levels a year earlier.

Wholesale prices of cereals in Uruguay

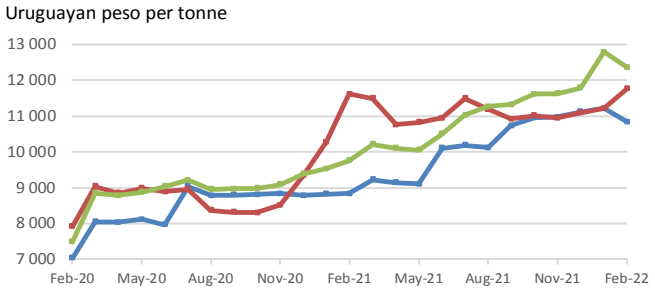

	Latest Price Feb-22	Percent Change 1M	3M	1Y
National Average, Rice	10 849.40	-3.3	-1.1	22.7
National Average, Maize	11 771.39	4.9	7.5	1.3
National Average, Wheat	12 368.18	-3.3	6.3	26.7

Source: Instituto Nacional de Estadística, División Estadísticas Económicas, Departamento de Encuestas de Actividad Económica, Sección Encuestas Estructurales de Actividad Económica.

Wholesale prices of cereals in Argentina

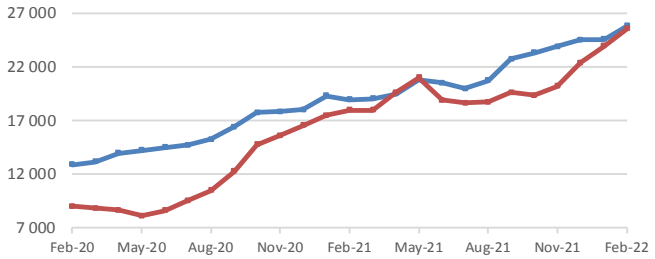

	Latest Price Feb-22	Percent Change 1M	3M	1Y
Buenos Aires, Wheat	25 820.12	5.0	8.0	36.0
Rosario, Maize (yellow)	25 579.36	6.8	26.4	42.1

Source: Bolsa de Cereales.

For more information visit the FPMA website here

Wholesale prices of wheat in Chile

Chilean peso per tonne

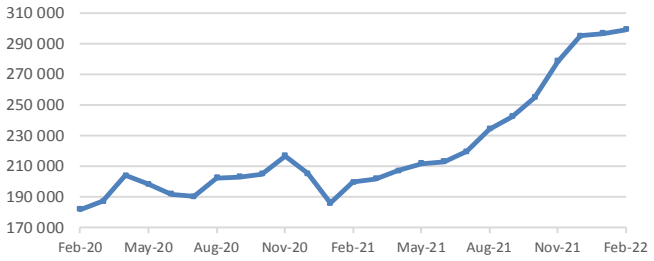

	Latest Price Feb-22	Percent Change 1M	3M	1Y
National Average, Wheat	299 250	0.8	7.4	49.8

Source: Cotrisa.

Wholesale prices of cereals in Brazil

Brazilian real per 30 kg

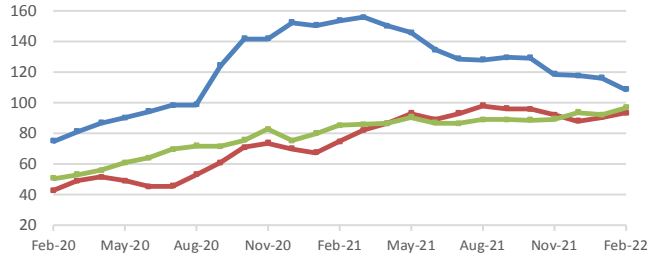

	Latest Price Feb-22	Percent Change 1M	3M	1Y
Rio Grande do Sul, Rice (milled, fine long-grain, type 1)	108.81	-6.5	-8.4	-29.2
Mato Grosso, Maize (yellow)	93.53	3.2	1.6	25.2
Rio Grande do Sul, Wheat	96.94	5.2	8.4	13.5

Source: Companhia Nacional de Abastecimento (Conab).

Wholesale prices of cereals in Peru

Nuevo sol per tonne

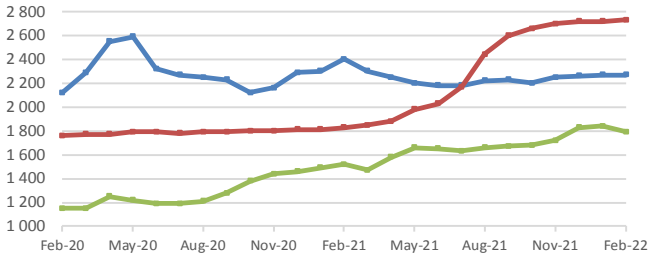

	Latest Price Feb-22	Percent Change 1M	3M	1Y
Lima, Rice (milled, superior)	2 270	0.0	0.9	-5.4
Lima, Wheat (flour)	2 730	0.4	1.1	49.2
Lima, Maize (yellow)	1 790	-2.7	4.1	17.8

Source: Ministerio de Agricultura y Riego.

Wholesale prices of cereals in Colombia

Colombian peso per tonne

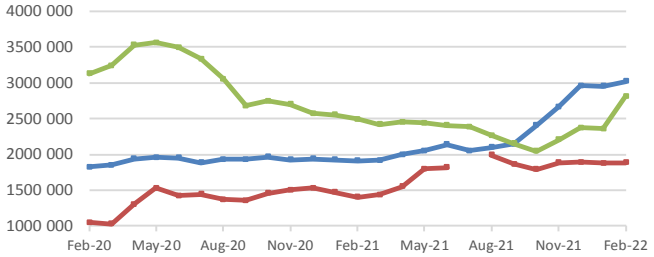

	Latest Price Feb-22	Percent Change 1M	3M	1Y
Bogotá, Wheat (flour)	3022 750	2.2	13.4	58.2
Bogotá, Maize (yellow)	1884 500	0.4	0.0	34.3
Bogotá, Rice (first quality)	2813 750	19.1	27.6	12.9

Source: Departamento Administrativo Nacional de Estadística (DANE).

For more information visit the FPMA website here

This bulletin was prepared by the **Food Price Monitoring and Analysis (FPMA) Team** of the Global Information and Early Warning System on Food and Agriculture (GIEWS) in the Markets and Trade Division of FAO. It contains latest information and analysis on domestic prices of basic foods mainly in developing countries, complementing FAO analysis on international markets. It provides early warning on high food prices at country level that may negatively affect food security.

This report is based on information available up to early March 2022, collected from various sources.

All the data used in the analysis can be found in the **FPMA Tool** at: https://fpma.apps.fao.org/giews/food-prices/tool/public/#/home.

For more information visit the **FPMA Website** at: www.fao.org/giews/food-prices.

Enquiries may be directed to:
GIEWS Food Price Monitoring and Analysis (FPMA) Team
Markets and Trade - Economic and Social Development
GIEWS1@fao.org

Food and Agriculture Organization of the United Nations (FAO)
Rome, Italy

The **Global Information and Early Warning System on Food and Agriculture (GIEWS)** has set up a mailing list to disseminate its reports. To subscribe, submit the Registration Form on the following link: http://newsletters.fao.org/k/Fao/markets_and_trade_english_giews_world.

ISSN 2707-1952 [Print]
ISSN 2707-1960 [Online]