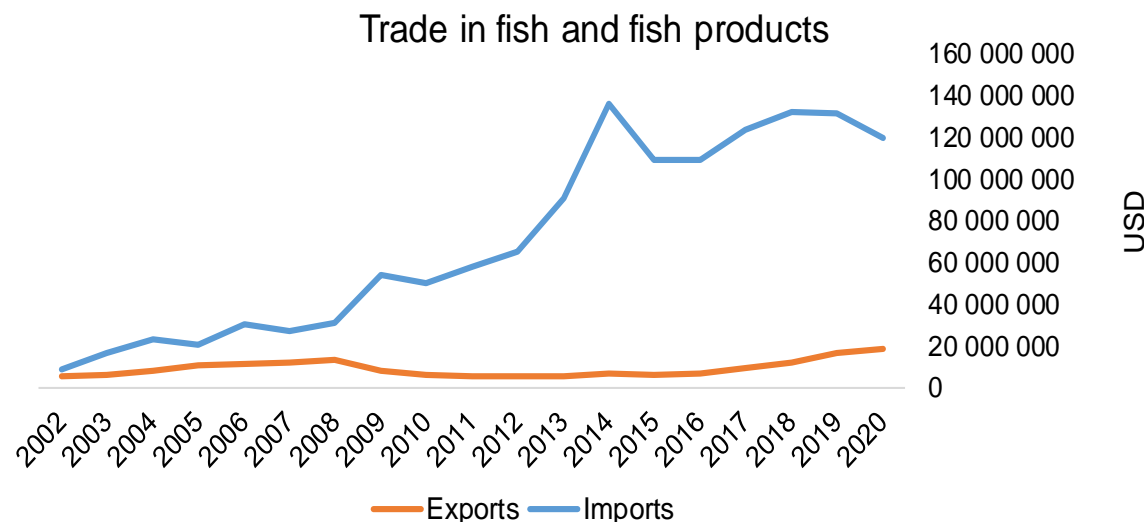




COUNTRY BRIEF

Population	Ease of doing business rank
43 851 000	157th
Length of coastline	Exclusive fishing zone
1 557 km	60 515 km ²
Average GDP growth	GDP per capita
1.51%	USD 3 300



GDP from fisheries

N/A

Fish available for consumption

3.9 kg/capita

Imports of fish and fish products
- 2020

USD 119 921 800

Agricultural GDP from fisheries

N/A

Fisheries and aquaculture
production

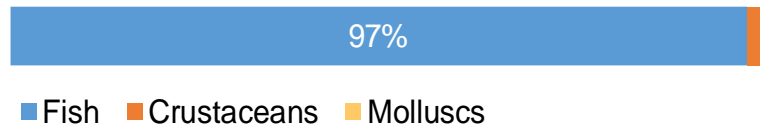
Total	86 901 tonnes
Fisheries	94%
Aquaculture	6%

Exports of fish and fish products
- 2020

USD 18 953 190

Production and Trade Breakdown

Production by volume



Imports by value



Exports by value



Production - Top 10 Species (Volume)

Rank	Species	Volume (Tonnes)
1 st	Sardinellas nei	26 384
2 nd	European pilchard (Sardine)	18 440
3 rd	Marine fishes nei	13 000
4 th	Jack and horse mackerels nei	5 787
5 th	European anchovy	4 804
6 th	Bogue	3 376
7 th	Gilthead seabream	3 043
8 th	Atlantic bluefin tuna	1 649
9 th	Deep-water rose shrimp	1 192
10 th	Freshwater fishes nei	1 010

Imports - Top 10 Products (Value)

			USD
1 st	Tunas, skipjack, bonito	prepared or preserved; whole or in pieces HS 1604.14	56 026 980
2 nd	Fish, other than species in 0304	frozen fillets HS 0304.89	20 028 920
3 rd	Hake	fresh or chilled; excluding fillets, livers and roes HS 0302.54	6 366 430
4 th	Hake	frozen; excluding fillets, livers and roes HS 0303.66	3 409 940
5 th	Sardines, sardinella, brisling or sprats	frozen; excluding fillets, livers and roes HS 0303.53	3 091 890
6 th	Squid, cuttlefish	frozen HS 0307.43	2 813 000
7 th	Fish	prepared or preserved HS 1604.20	2 350 320
8 th	Shrimps, prawns	frozen HS 0306.17	2 344 150
9 th	Fish	live HS 0301.99	2 335 370
10 th	Blue whittings	fresh or chilled; excluding fillets, livers and roes HS 0302.56	2 327 260

Exports - Top 10 Products (Value)


			USD
1 st	Tunas, skipjack, stripe- bellied bonito	frozen fillets HS 0304.87	9 033 660
2 nd	Atlantic, Pacific bluefin tunas	live HS 0301.94	3 794 650
3 rd	Octopus	frozen HS 0307.52	2 106 710
4 th	Sea cucumbers	frozen HS 0308.12	1 514 520
5 th	Shrimps, prawns	frozen HS 0306.17	1 109 160
6 th	Sea cucumbers	live, fresh or chilled HS 0308.11	426 450
7 th	Atlantic, Pacific bluefin tunas	frozen; excluding fillets, livers and roes HS 0303.45	217 190
8 th	Rock lobster, other sea crawfish	live, fresh or chilled HS 0306.31	177 470
9 th	Tunas, skipjack, bonito	prepared or preserved; whole or in pieces HS 1604.14	152 340
10 th	Fish heads, tails, maws	frozen; excluding fillets, livers and roes HS 0303.99	129 810

Established in 1984, GLOBEFISH is a multi-donor funded project in the Fisheries Division of the Food and Agriculture Organization of the United Nations (FAO), responsible for providing up-to-date market and trade information on fish and fish products.

[Visit our website](#)

[Subscribe to our newsletter](#) or [email us](#)

Recent Publications



[Globefish Highlights](#)

Our flagship publication, focused on prices and analysis of market trends covering a variety of major commodities. Released quarterly.



[Chinese Fish Price Report](#)

Comprehensive coverage of Chinese price trends, market information for commercially significant species, along with industry news and policy updates. Released quarterly.



[European Price Report](#)

Market and price analysis for fish and fish products in the European market. Released monthly.



This is the second edition of the GLOBEFISH Market Profiles produced for this country, and was made at the beginning of 2023.

These profiles are based on nationally reported data or information published by international agencies. As the profile is intended to reflect the most up to date information available, reporting years may vary between sections and commodities.

The designations employed and the presentation of material in this information product do not imply the expression of any opinion whatsoever on the part of FAO concerning the legal or constitutional status of any country, territory or sea area, or the delimitation of frontiers or boundaries.

The data herein presented is compiled by FAO staff at the time of its production, "as is" and "as available", and every effort is made to ensure, but not guarantee, their timeliness, accuracy and completeness. FAO assumes no responsibility for errors and omissions in the data provided. Users are, however, kindly asked to report any errors or deficiencies in this product to FAO GLOBEFISH (globefish@fao.org).

Please note

Re-exports and re-imports are not included. The term N/A has been used to indicate that information was not found in the indicated sources. The classification of fish and fish products as either processed or unprocessed is very broad and is intended for indicative purposes only.

[HS codes for fish and fish products](#)

International trade codes for fish and fish products in a user friendly format.



Sources and time periods:

-Fishing and aquaculture production (2020):
FAO's [Global Fishery and Aquaculture Production Statistics](#)

-Fish available for consumption (2017):
FAO's [Fishery and Aquaculture Statistics 2019](#)

-Population (2020), GDP Growth (2016-2020), GDP per Capita (2020):
IMF's [World Economic Outlook Databases](#)

-Imports, Exports and Share of Trade (2020):
FAO's [Global Fishery and Aquaculture Commodities Statistics](#)

-GDP, GDP from fisheries, GDP from agriculture (2020):
World Bank's [World Development Indicators](#),
OECD's [National Accounts Statistics](#) or
UNSD's [National Accounts](#)

-Ease of doing business (2020):
World Bank's [Ease of Doing Business](#) ranking

-Length of Coastline, Exclusive Economic Zone, Exclusive Fishing Zone (2003):
UNEP's [Global Environment Outlook](#)

[GLOBEFISH](#)

Explore more market information on the GLOBEFISH website



[European Price Dashboard](#)

Hundreds of prices, updated every Monday

