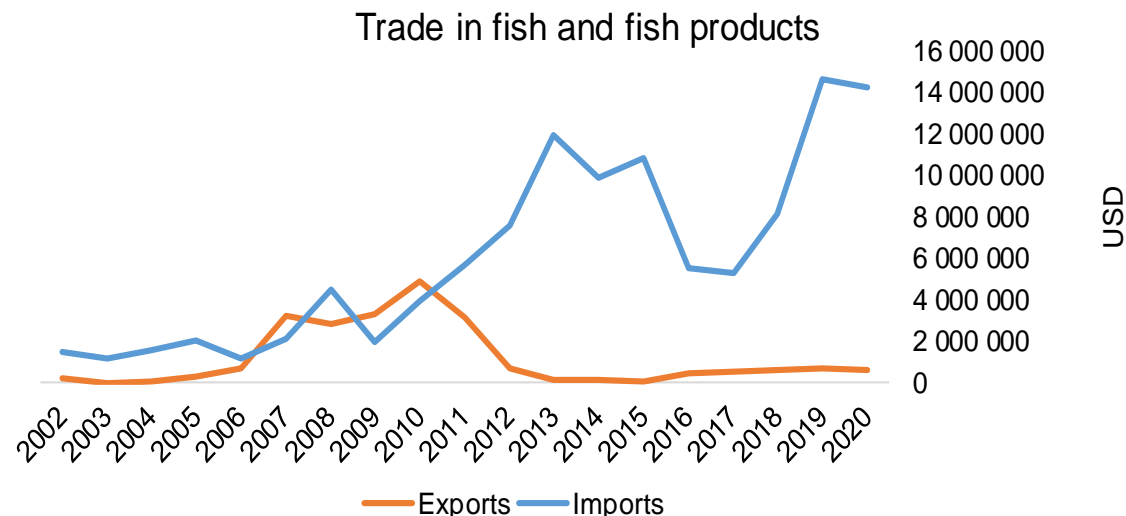




## COUNTRY BRIEF

Population	Ease of doing business rank
33 905 000	69th
Length of coastline	EEZ/EFZ
1 707 km	N/A
Average GDP growth	GDP per capita
24.12%	USD 1 800



GDP from fisheries

0.16%

Fish available for consumption

2.8 kg/capita

Imports of fish and fish products - 2020

USD 14 330 870

Agricultural GDP from fisheries

0.53%

Fisheries and aquaculture production

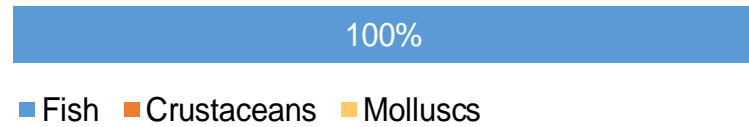
Total	144 103 tonnes
Fisheries	32%
Aquaculture	68%

Exports of fish and fish products - 2020

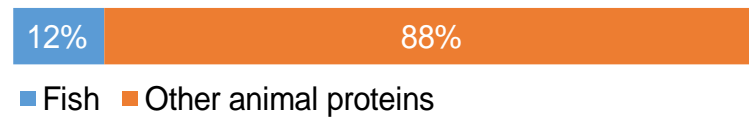
USD 606 840

## Production and Trade Breakdown

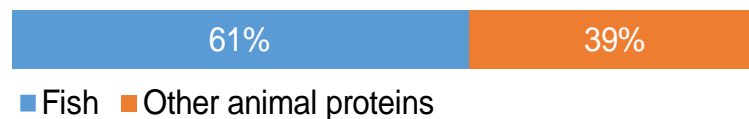
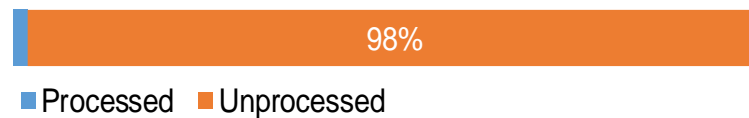
### Production by volume



### Imports by value



### Exports by value



## Production - Top 10 Species (Volume)

Rank	Species	Volume (Tonnes)
1 <sup>st</sup>	Silver carp	54 057
2 <sup>nd</sup>	Common carp	24 410
3 <sup>rd</sup>	Grass carp (White amur)	19 710
4 <sup>th</sup>	Freshwater fishes nei	13 682
5 <sup>th</sup>	Freshwater bream	6 476
6 <sup>th</sup>	Crucian carp	5 554
7 <sup>th</sup>	Roach	4 972
8 <sup>th</sup>	Cyprinids nei	4 200
9 <sup>th</sup>	Wels (Som) catfish	3 516
10 <sup>th</sup>	Snakeheads (Murrels) nei	3 489

## Imports - Top 10 Products (Value)

			USD
1 <sup>st</sup>	Sardines, sardinella, brisling or sprats	prepared or preserved; whole or in pieces HS 1604.13	2 973 580
2 <sup>nd</sup>	Catfish	frozen; excluding fillets, livers and roes HS 0303.24	1 919 400
3 <sup>rd</sup>	Atlantic, Danube salmon	frozen; excluding fillets, livers and roes HS 0303.13	1 313 960
4 <sup>th</sup>	Herrings	frozen; excluding fillets, livers and roes HS 0303.51	1 154 720
5 <sup>th</sup>	Alaska Pollack	frozen; excluding fillets, livers and roes HS 0303.67	909 080
6 <sup>th</sup>	Mackerel	frozen; excluding fillets, livers and roes HS 0303.54	761 200
7 <sup>th</sup>	Herrings	frozen fillets HS 0304.86	716 870
8 <sup>th</sup>	Fish	prepared or preserved HS 1604.20	666 180
9 <sup>th</sup>	Herrings	prepared or preserved; whole or in pieces HS 1604.12	663 890
10 <sup>th</sup>	Caviar substitutes	prepared from fish eggs HS 1604.32	479 490

## Exports - Top 10 Products (Value)

			USD
1 <sup>st</sup>	Fish, other than species in 0303	frozen; excluding fillets, livers and roes HS 0303.89	568 710
2 <sup>nd</sup>	Fish	live HS 0301.99	24 120
3 <sup>rd</sup>	Tunas, skipjack, bonito	prepared or preserved; whole or in pieces HS 1604.14	6 270
4 <sup>th</sup>	Caviar substitutes	prepared from fish eggs HS 1604.32	5 120
5 <sup>th</sup>	Carp	frozen; excluding fillets, livers and roes HS 0303.25	1 100
6 <sup>th</sup>	Catfish	fresh or chilled; excluding fillets, livers and roes HS 0302.72	820
7 <sup>th</sup>	Fish	prepared or preserved HS 1604.20	590
8 <sup>th</sup>	Carp	fresh or chilled; excluding fillets, livers and roes HS 0302.73	100
9 <sup>th</sup>	Herrings	prepared or preserved; whole or in pieces HS 1604.12	10

# A GLOBEFISH Product

# Information, Disclaimer


# Sources

Established in 1984, GLOBEFISH is a multi-donor funded project in the Fisheries Division of the Food and Agriculture Organization of the United Nations (FAO), responsible for providing up-to-date market and trade information on fish and fish products.

[Visit our website](#)

[Subscribe to our newsletter](#) or [email us](#)

## Recent Publications



### [Globefish Highlights](#)

Our flagship publication, focused on prices and analysis of market trends covering a variety of major commodities. Released quarterly.



### [Chinese Fish Price Report](#)

Comprehensive coverage of Chinese price trends, market information for commercially significant species, along with industry news and policy updates. Released quarterly.



### [European Price Report](#)

Market and price analysis for fish and fish products in the European market. Released monthly.



This is the second edition of the GLOBEFISH Market Profiles produced for this country, and was made at the beginning of 2023.

These profiles are based on nationally reported data or information published by international agencies. As the profile is intended to reflect the most up to date information available, reporting years may vary between sections and commodities.

The designations employed and the presentation of material in this information product do not imply the expression of any opinion whatsoever on the part of FAO concerning the legal or constitutional status of any country, territory or sea area, or the delimitation of frontiers or boundaries.

The data herein presented is compiled by FAO staff at the time of its production, "as is" and "as available", and every effort is made to ensure, but not guarantee, their timeliness, accuracy and completeness. FAO assumes no responsibility for errors and omissions in the data provided. Users are, however, kindly asked to report any errors or deficiencies in this product to FAO GLOBEFISH ([globefish@fao.org](mailto:globefish@fao.org)).

### **Please note**

Re-exports and re-imports are not included. The term N/A has been used to indicate that information was not found in the indicated sources. The classification of fish and fish products as either processed or unprocessed is very broad and is intended for indicative purposes only.

### [HS codes for fish and fish products](#)

International trade codes for fish and fish products in a user friendly format.



Sources and time periods:

-Fishing and aquaculture production (2020):  
FAO's [Global Fishery and Aquaculture Production Statistics](#)

-Fish available for consumption (2017):  
FAO's [Fishery and Aquaculture Statistics 2019](#)

-Population (2020), GDP Growth (2016-2020), GDP per Capita (2020):  
IMF's [World Economic Outlook Databases](#)

-Imports, Exports and Share of Trade (2020):  
FAO's [Global Fishery and Aquaculture Commodities Statistics](#)

-GDP, GDP from fisheries, GDP from agriculture (2020):  
World Bank's [World Development Indicators](#),  
OECD's [National Accounts Statistics](#) or  
UNSD's [National Accounts](#)

-Ease of doing business (2020):  
World Bank's [Ease of Doing Business](#) ranking

-Length of Coastline, Exclusive Economic Zone, Exclusive Fishing Zone (2003):  
UNEP's [Global Environment Outlook](#)

### [GLOBEFISH](#)

Explore more market information on the GLOBEFISH website



### [European Price Dashboard](#)

Hundreds of prices, updated every Monday

