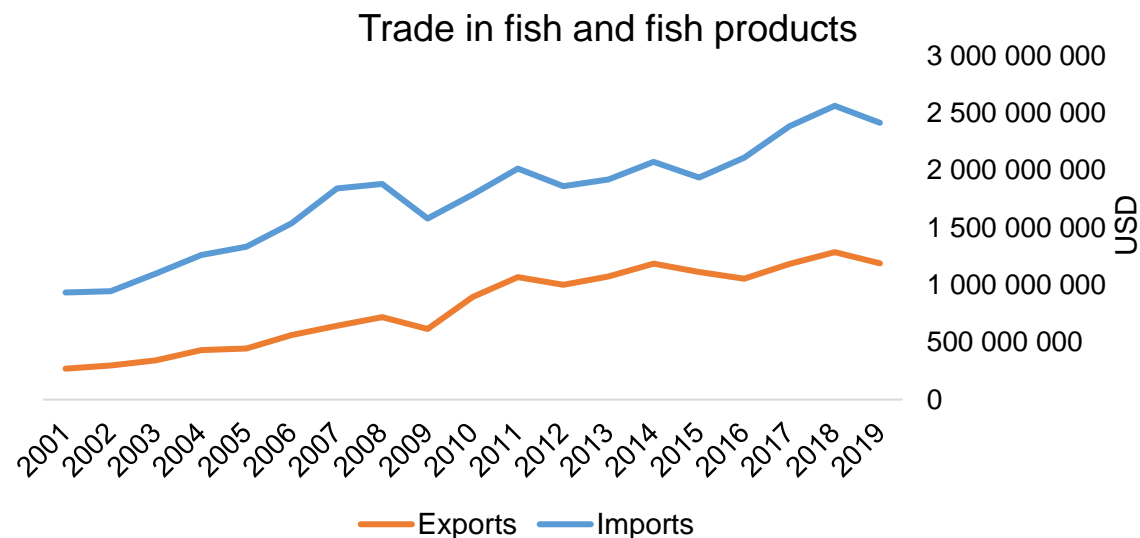




COUNTRY BRIEF

Population	Ease of doing business rank
10 286 000	33rd
Length of coastline	Exclusive economic zone
2 830 km	1 656 400 km ²
Average GDP growth	GDP per capita
4.46%	USD 23 468



GDP from fisheries

0.18%

Fish available for consumption

56.8 kg/capita

Imports of fish and fish products - 2019

USD 2 415 363 700

Agricultural GDP from fisheries

8.39%

Fisheries and aquaculture production

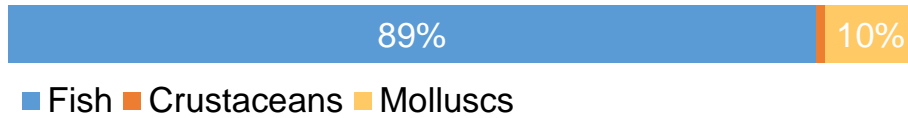
Total	197 611 tonnes
Fisheries	93%
Aquaculture	7%

Exports of fish and fish products - 2019

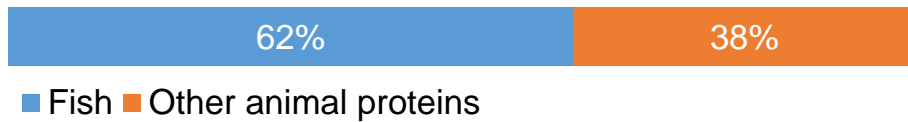
USD 1 189 842 990

Production and Trade Breakdown

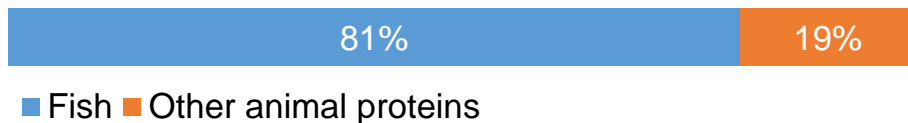
Production by volume



Imports by value



Exports by value



Production - Top 10 Species (Volume)

Rank	Species	Volume (Tonnes)
1 st	Atlantic chub mackerel	44 712
2 nd	Atlantic horse mackerel	16 769
3 rd	Atlantic redfishes nei	13 019
4 th	Blue shark	11 974
5 th	European pilchard (Sardine)	10 230
6 th	Atlantic cod	9 945
7 th	European anchovy	9 273
8 th	Common octopus	5 256
9 th	Black scabbardfish	4 751
10 th	Atlantic mackerel	4 058

Imports - Top 10 Products (Value)

			USD
1 st	Cod	dried, whether or not salted; not smoked HS 0305.51	285 389 530
2 nd	Shrimps, prawns	frozen HS 0306.17	199 075 620
3 rd	Cod	frozen; excluding fillets, livers and roes HS 0303.63	197 576 380
4 th	Squid, cuttlefish	frozen HS 0307.43	150 977 790
5 th	Cod	salted or in brine, not dried or smoked HS 0305.62	130 974 510
6 th	Octopus	frozen HS 0307.52	126 873 470
7 th	Tunas, skipjack, bonito	prepared or preserved; whole or in pieces HS 1604.14	111 483 970
8 th	Hake	frozen; excluding fillets, livers and roes HS 0303.66	76 181 620
9 th	Seabream	fresh or chilled; excluding fillets, livers and roes HS 0302.85	74 478 010
10 th	Fish, other than species in 0303	frozen; excluding fillets, livers and roes HS 0303.89	65 189 800

Exports - Top 10 Products (Value)


			USD
1 st	Tunas, skipjack, bonito	prepared or preserved; whole or in pieces HS 1604.14	87 728 920
2 nd	Squid, cuttlefish	frozen HS 0307.43	80 687 000
3 rd	Cod	frozen; excluding fillets, livers and roes HS 0303.63	68 061 650
4 th	Swordfish	frozen; excluding fillets, livers and roes HS 0303.57	64 967 710
5 th	Octopus	frozen HS 0307.52	60 767 720
6 th	Shrimps, prawns	frozen HS 0306.17	58 146 860
7 th	Cod	dried, whether or not salted; not smoked HS 0305.51	53 172 750
8 th	Mackerel	prepared or preserved; whole or in pieces HS 1604.15	52 793 360
9 th	Sardines, sardinella, brisling or sprats	prepared or preserved; whole or in pieces HS 1604.13	51 378 470
10 th	Fish, other than species in 0303	frozen; excluding fillets, livers and roes HS 0303.89	46 690 190

Established in 1984, GLOBEFISH is a multi-donor funded project in the Fisheries Division of the Food and Agriculture Organization of the United Nations (FAO), responsible for providing up-to-date market and trade information on fish and fish products.

[Visit our website](#)

[Subscribe to our newsletter](#) or [email us](#)

Recent Publications



[Globefish Highlights](#)

Our flagship publication, focused on prices and analysis of market trends covering a variety of major commodities. Released quarterly.



[Chinese Fish Price Report](#)

Comprehensive coverage of Chinese price trends, market information for commercially significant species, along with industry news and policy updates. Released quarterly.



[European Price Report](#)

Market and price analysis for fish and fish products in the European market. Released monthly.



This is the second edition of the GLOBEFISH Market Profiles produced for this country, and was made at the beginning of 2022.

These profiles are based on nationally reported data or information published by international agencies. As the profile is intended to reflect the most up to date information available, reporting years may vary between sections and commodities.

The designations employed and the presentation of material in this information product do not imply the expression of any opinion whatsoever on the part of FAO concerning the legal or constitutional status of any country, territory or sea area, or the delimitation of frontiers or boundaries.

The data herein presented is compiled by FAO staff at the time of its production, "as is" and "as available", and every effort is made to ensure, but not guarantee, their timeliness, accuracy and completeness. FAO assumes no responsibility for errors and omissions in the data provided. Users are, however, kindly asked to report any errors or deficiencies in this product to FAO GLOBEFISH (globefish@fao.org).

Please note

Re-exports and re-imports are not included.

The term N/A has been used to indicate that information was not found in the indicated sources. The classification of fish and fish products as either processed or unprocessed is very broad, and is intended for indicative purposes only.

[HS codes for fish and fish products](#)

International trade codes for fish and fish products in a user friendly format.



Sources and time periods:

-Fishing and aquaculture production (2019):
FAO's [Global Fishery and Aquaculture Production Statistics](#)

-Fish available for consumption (2017):
FAO's [Fishery and Aquaculture Statistics 2019](#)

-Population (2019), GDP Growth (2015-2019), GDP per Capita (2019):
IMF's [World Economic Outlook Databases](#)

-Imports, Exports and Share of Trade (2000-2019):
FAO's [Global Fishery and Aquaculture Commodities Statistics](#)

-GDP, GDP from fisheries, GDP from agriculture (2019):
World Bank's [World Development Indicators](#),
OECD's [National Accounts Statistics](#) or
UNSD's [National Accounts](#)

-Ease of doing business (2019):
World Bank's [Ease of Doing Business](#) ranking

-Length of Coastline, Exclusive Economic Zone, Exclusive Fishing Zone (2003):
UNEP's [Global Environment Outlook](#)

[GLOBEFISH](#)

Explore more market information on the GLOBEFISH website



[GLOBEFISH on ISSUU](#)

Read GLOBEFISH publications on ISSUU

