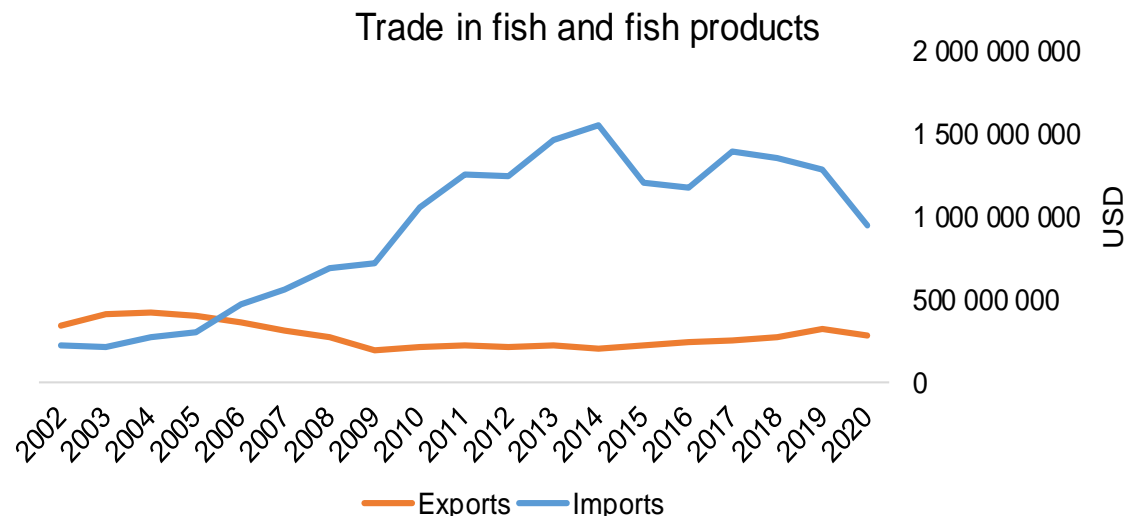




## COUNTRY BRIEF

Population	Ease of doing business rank
211 756 000	124th
Length of coastline	Exclusive economic zone
33 379 km	3 442 550 km <sup>2</sup>
Average GDP growth	GDP per capita
4.49%	USD 6 800



GDP from fisheries

N/A

Fish available for consumption

9.1 kg/capita

Imports of fish and fish products - 2020

USD 954 181 650

Agricultural GDP from fisheries

N/A

Fisheries and aquaculture production

Total 1 338 841 tonnes

Fisheries 53%

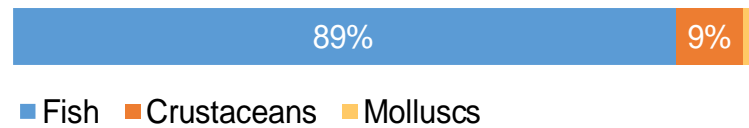
Aquaculture 47%

Exports of fish and fish products - 2020


USD 282 751 650

## Production and Trade Breakdown

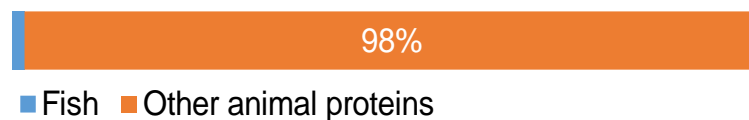
### Production by volume



### Imports by value



### Exports by value



## Production - Top 10 Species (Volume)

Rank	Species	Volume (Tonnes)
1 <sup>st</sup>	Nile tilapia	343 596
2 <sup>nd</sup>	Cachama	104 390
3 <sup>rd</sup>	Whiteleg shrimp	63 170
4 <sup>th</sup>	Brazilian sardinella	46 400
5 <sup>th</sup>	Whitemouth croaker	40 000
6 <sup>th</sup>	Tambacu, hybrid	34 390
7 <sup>th</sup>	Sea catfishes nei	29 600
8 <sup>th</sup>	Marine fishes nei	29 410
9 <sup>th</sup>	Prochilods nei	25 500
10 <sup>th</sup>	Laulao catfish	22 200

## Imports - Top 10 Products (Value)

			USD
1 <sup>st</sup>	Atlantic, Danube salmon	fresh or chilled; excluding fillets, livers and roes HS 0302.14	384 176 170
2 <sup>nd</sup>	Hake	frozen fillets HS 0304.74	77 417 790
3 <sup>rd</sup>	Sardines, sardinella, brisling or sprats	frozen; excluding fillets, livers and roes HS 0303.53	62 130 080
4 <sup>th</sup>	Catfish	frozen fillets HS 0304.62	49 010 500
5 <sup>th</sup>	Fish	dried, whether or not salted; not smoked HS 0305.53	35 854 280
6 <sup>th</sup>	Cod	frozen; excluding fillets, livers and roes HS 0303.63	34 105 780
7 <sup>th</sup>	Cod	salted or in brine, not dried or smoked HS 0305.62	27 568 990
8 <sup>th</sup>	Fish	prepared or preserved HS 1604.20	27 509 230
9 <sup>th</sup>	Cod	dried, whether or not salted; not smoked HS 0305.51	23 509 110
10 <sup>th</sup>	Pacific, Atlantic, Danube salmon	frozen fillets HS 0304.81	22 483 170

## Exports - Top 10 Products (Value)

			USD
1 <sup>st</sup>	Fish, other than species in 0303	frozen; excluding fillets, livers and roes HS 0303.89	75 148 700
2 <sup>nd</sup>	Rock lobster, other sea crawfish	frozen HS 0306.11	73 830 760
3 <sup>rd</sup>	Fish heads, tails, maws	dried, smoked, salted or in brine HS 0305.72	23 407 880
4 <sup>th</sup>	Flours, meals, pellets. Unfit for human consumption	from fish or aquatic invertebrates HS 2301.20	20 466 380
5 <sup>th</sup>	Fish, other than species in 0302	fresh or chilled; excluding fillets, livers and roes HS 0302.89	14 320 910
6 <sup>th</sup>	Swordfish	fresh or chilled; excluding fillets, livers and roes HS 0302.47	6 800 630
7 <sup>th</sup>	Livers, roes, milt	frozen HS 0303.91	5 863 960
8 <sup>th</sup>	Freshwater ornamental fish	live HS 0301.11	5 557 500
9 <sup>th</sup>	Tunas, skipjack, bonito	prepared or preserved; whole or in pieces HS 1604.14	5 311 800
10 <sup>th</sup>	Tilapias	fresh or chilled fillets HS 0304.31	5 259 910

# A GLOBEFISH Product

# Information, Disclaimer


# Sources

Established in 1984, GLOBEFISH is a multi-donor funded project in the Fisheries Division of the Food and Agriculture Organization of the United Nations (FAO), responsible for providing up-to-date market and trade information on fish and fish products.

[Visit our website](#)

[Subscribe to our newsletter](#) or [email us](#)

## Recent Publications



### [Globefish Highlights](#)

Our flagship publication, focused on prices and analysis of market trends covering a variety of major commodities. Released quarterly.



### [Chinese Fish Price Report](#)

Comprehensive coverage of Chinese price trends, market information for commercially significant species, along with industry news and policy updates. Released quarterly.



### [European Price Report](#)

Market and price analysis for fish and fish products in the European market. Released monthly.



This is the second edition of the GLOBEFISH Market Profiles produced for this country, and was made at the beginning of 2023.

These profiles are based on nationally reported data or information published by international agencies. As the profile is intended to reflect the most up to date information available, reporting years may vary between sections and commodities.

The designations employed and the presentation of material in this information product do not imply the expression of any opinion whatsoever on the part of FAO concerning the legal or constitutional status of any country, territory or sea area, or the delimitation of frontiers or boundaries.

The data herein presented is compiled by FAO staff at the time of its production, "as is" and "as available", and every effort is made to ensure, but not guarantee, their timeliness, accuracy and completeness. FAO assumes no responsibility for errors and omissions in the data provided. Users are, however, kindly asked to report any errors or deficiencies in this product to FAO GLOBEFISH ([globefish@fao.org](mailto:globefish@fao.org)).

### **Please note**

Re-exports and re-imports are not included. The term N/A has been used to indicate that information was not found in the indicated sources. The classification of fish and fish products as either processed or unprocessed is very broad and is intended for indicative purposes only.

### [HS codes for fish and fish products](#)

International trade codes for fish and fish products in a user friendly format.



Sources and time periods:

-Fishing and aquaculture production (2020):  
FAO's [Global Fishery and Aquaculture Production Statistics](#)

-Fish available for consumption (2017):  
FAO's [Fishery and Aquaculture Statistics 2019](#)

-Population (2020), GDP Growth (2016-2020), GDP per Capita (2020):  
IMF's [World Economic Outlook Databases](#)

-Imports, Exports and Share of Trade (2020):  
FAO's [Global Fishery and Aquaculture Commodities Statistics](#)

-GDP, GDP from fisheries, GDP from agriculture (2020):  
World Bank's [World Development Indicators](#),  
OECD's [National Accounts Statistics](#) or  
UNSD's [National Accounts](#)

-Ease of doing business (2020):  
World Bank's [Ease of Doing Business](#) ranking

-Length of Coastline, Exclusive Economic Zone, Exclusive Fishing Zone (2003):  
UNEP's [Global Environment Outlook](#)

### [GLOBEFISH](#)

Explore more market information on the GLOBEFISH website



### [European Price Dashboard](#)

Hundreds of prices, updated every Monday

