



# GLOBEFISH

## EUROPEAN PRICE REPORT

**Issue 06/2010**  
**June 2010**

*The **European Fish Price Report**, based on information supplied by industry correspondents, aims to provide guidance on broad price trends. Price information is indicative and should be used only for forecasting medium- and long-term trends. FAO is not responsible for any errors or omissions.*

### INDEX FOR PRICES

Groundfish	6
Flatfish	7
Tuna	7
Small Pelagics	8
Cephalopods	8
Crustaceans	9
Bivalves	9
Salmon	10
Trout	10
Freshwater fish	10
Non Traditional Species	11
Seabass	12
Seabream	13



### LATEST TRENDS

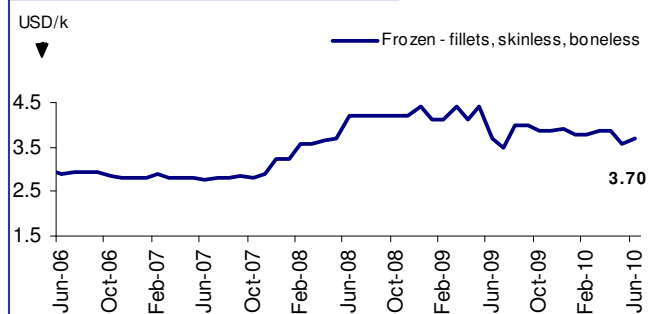
The low value of the EUR is negatively impacting the European seafood market. Demand is very slow, in view of high prices. The summer season is generally a period of high seafood consumption, especially in the Southern part of the continent, but this year trade is expected to be slow.

### GROUNDFISH

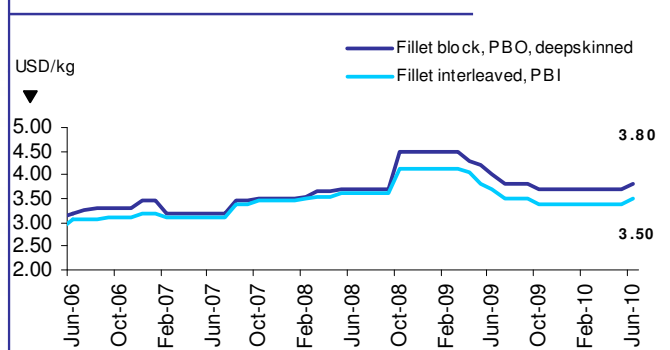
As already forecast in previous issues of the European Fish Price Report, Russia reported bumper groundfish catches in the first half of the year. In fact in the first five months of 2010, Russia caught 1 million tonnes of Alaska pollock, which is 25% more than in the comparable period of 2009. These figures are for the entire Pacific Russia waters, that is for the Sea of Okhotsk, the Bering Sea, the Sea of Japan and the waters of the North and South Kuril Islands. Since mid February, Russia has supplied the EU with the list of competent authorities for IUU catch certification, thus the country is now once again able to export to the EU without delays.

#### Alaska pollock

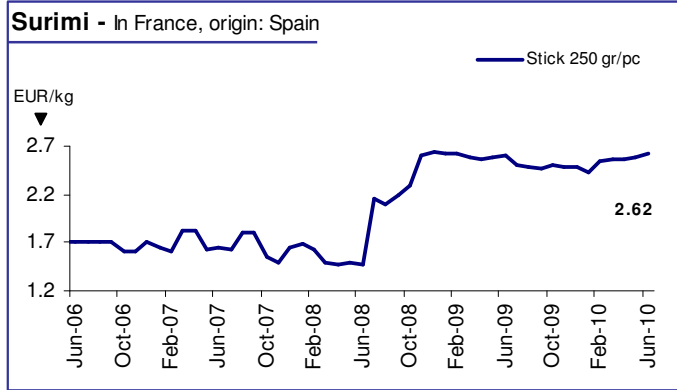
In Europe, origin: Russian Federation/USA



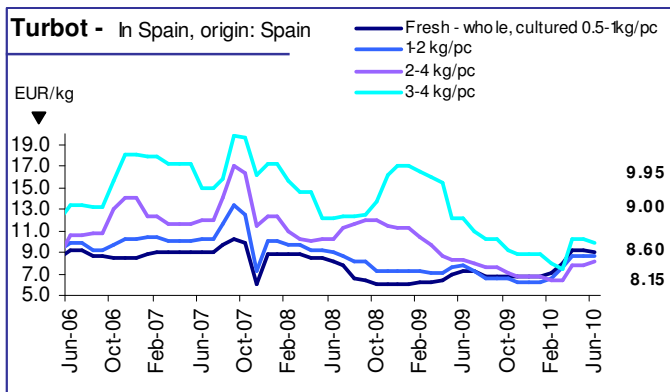
#### Hake (Merluccius gayi) - in Europe, origin: Chile



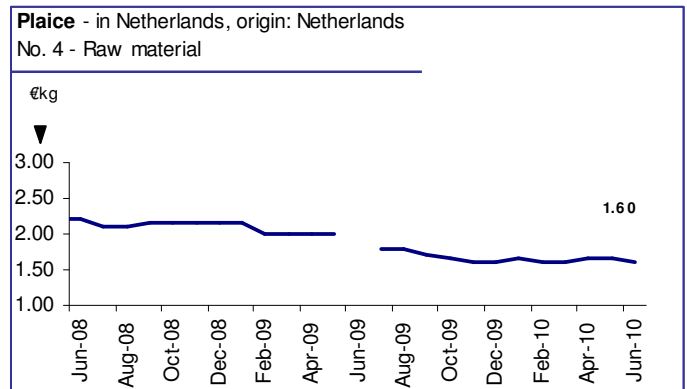
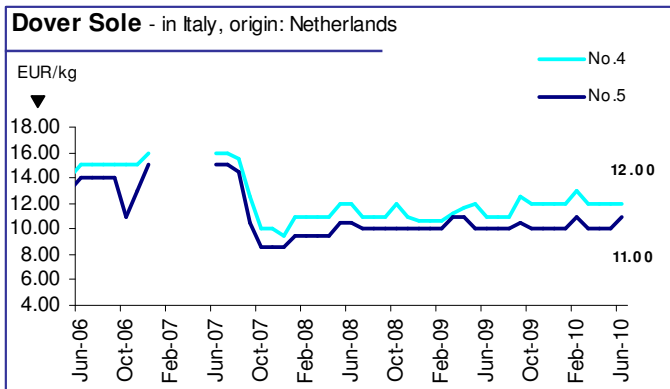
Surimi production is slow with limited raw material supply and the USD-EUR exchange rate favouring the dollar. As a result, the market is dismal for frozen products, and prices are reported stable, despite the low rate of supply to the market.



## FLATFISH



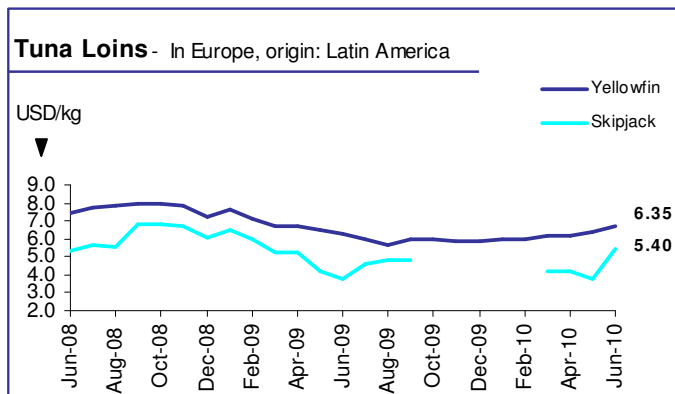
Good sales in May as a result of low prices, mainly for large sizes, are now leading to price rises as the biomass in farms becomes smaller. It appears that the number of turbot available from farms is relatively small and therefore even if demand remains steady, prices would continue to rise. Wild flatfish prices are far below the levels they achieved some three years ago.



## TUNA

Slow catches, rising raw material prices and reluctance from canned tuna buyers characterize the market both in Europe and globally. The 30% jump in the Bangkok skipjack market price during May was followed by another substantial increase in June. Skipjack 1.8-2.5 kg now sells for at least USD 1 700/tonne in Thailand, up from USD 1 500/tonne in May. Inventories of raw material declined in Bangkok as canneries were either unwilling or unable to replace it with new stock. Canneries are reducing daily production volumes in reaction to a decline in orders from the market. The three month closure of the FAD fishery in the Western and Central Pacific commencing 1 July has added to expectations that catches will not improve. Slow landings also impacted the price of tuna in Latin America where the price rose to USD 1 700/tonne and is expected to continue

to increase to a level high enough to compete with Thailand. Tuna transhipped in the Western and Central Pacific to reefer carriers is shipped to Latin America only when the South American buyers are willing to pay for the additional freight expense associated with delivering to that market.



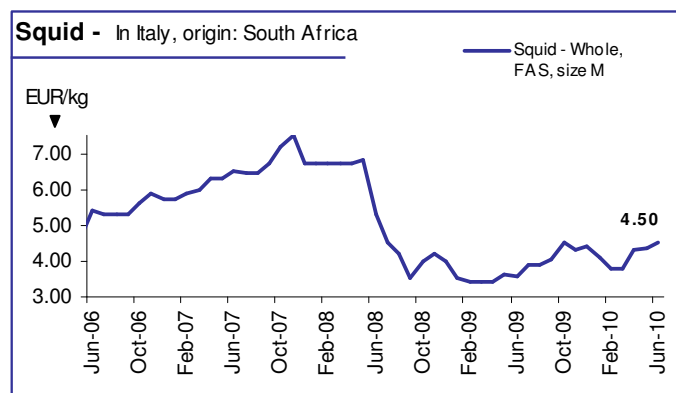
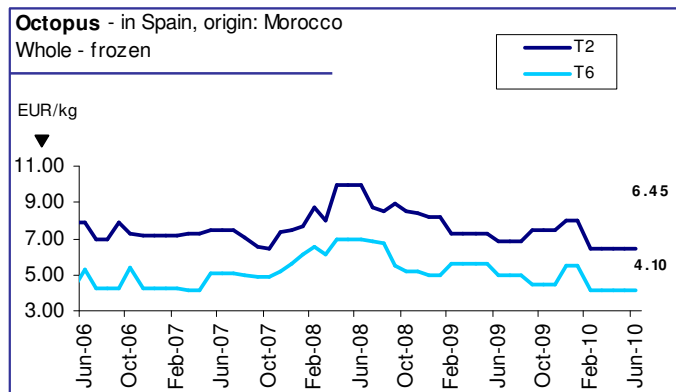
The price of skipjack in the Seychelles rose to EUR 1 150/tonne with Indian Ocean tuna processors having to increase prices to prevent fish from being shipped out to the Bangkok market. The decreasing value of the EUR coupled with limited supply resulted in an increase in the value of yellowfin to EUR 1 800/tonne CIF Italy. Meanwhile, more sellers are demanding pricing in USD to minimize foreign exchange risks.

Following the increase in the cost of raw material, prices for cooked loins increased in Europe. Yellowfin loins double cleaned sold for USD 6 650/tonne DDP Italy. Skipjack loins sold for EUR 4 450/tonne DDP Italy.

High raw material costs have already resulted in higher canned tuna prices on the market, and it is not known whether the consumer will accept this price hike or not, at this time of economic crisis. However, even today demand for canned tuna is higher than the what is available amount, so tuna prices are still likely to have some room for increase.

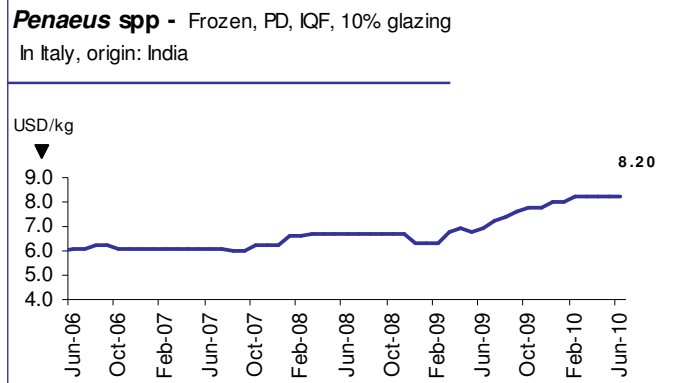
### CEPHALOPODS

Low catches in the South West Atlantic are impacting the world squid market and Illex prices are now well above EUR 2 000/tonne. South African catches of squid have fallen to low levels, which is normal in this period of the year. Despite this drop in catches, the price of South African *Loligo vulgaris* has only risen marginally. The Spanish and Italians simply cannot pay more, and are trading down to smaller sizes, and squid from cheaper suppliers. The slight price rise has not compensated for the fall in the value of the EUR, relative to the Rand, and South Africa is thus looking for alternative markets.



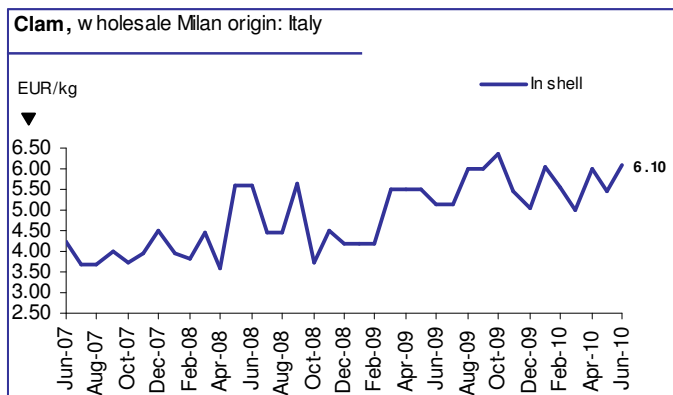
## CRUSTACEANS

Japan and USA shrimp traders are actively buying at the moment, leaving little supply for the EU market. The weakness of the EUR disadvantages EU traders at present. Currently prices of all shrimp sizes are up as a result of strong demand from USA and Japan. The price hike is particularly strong for big shrimp, especially for 31/40 and up. Indonesian farmers are likely to produce more smaller shrimp in the near future; because of the persisting disease problems, many farmers are changing to traditional ponds, which means cheaper production costs and lowered risk of disease.



Production of lobster and crab is picking up at the moment, in Europe and in North America. Demand for both products is rather weak, which makes the situation for producers difficult and which will lead to a decline in prices.

## BIVALVES

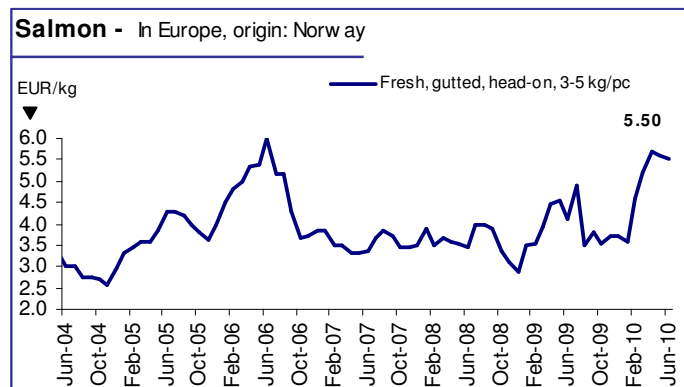


Clam prices in Italy have seen a dramatic decline over the years, mainly to the result of consumer resistance to an over-priced species. At the present price level, however, demand is expected to pick up.

French oysters are having disease problems, as a herpes virus is causing mortalities in many oyster beds. As a result demand for foreign products is strong and prices are going up.

## SALMON

Farmed Atlantic salmon prices remain high. Record price hikes over the last few months are causing consumer resistance but with few other red-meat alternatives available in the fish market and a strong built-in demand from smoke-houses and other processors which have pre-sold on long-term supply contracts to the retailers, demand is sustained even at these high levels. The forward-market for July is also indicating even higher prices down the road; however higher prices in July is a regular

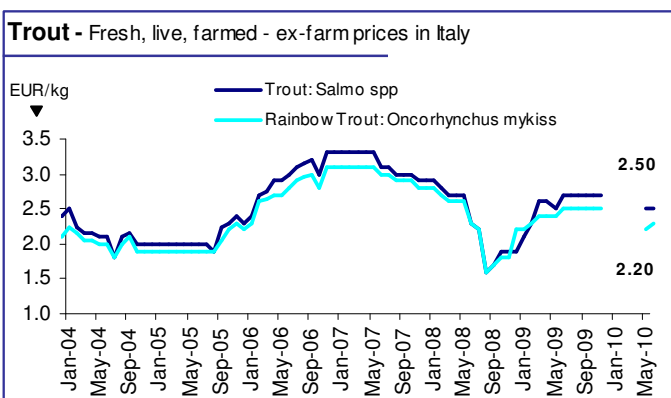


phenomenon as many of the Norwegian producers shut down for the holidays for a couple of weeks. The impact of the Norwegian seasonal closure will be particularly strong this year given the virtual absence of salmon supplies from Chile to the European market.

The outlook for the next months is positive from the European producers' point of view; prices will remain high with margins being extraordinarily good. Towards the end of 2010, some new production from Chile will come to market, which should lead to some moderate price decreases.

Norwegian salmon exports for the first five months grew 14.5 % in volume and 29% in value from last year to 348 000 tonnes (round weight equivalents) and NOK 11.1 billion respectively. All markets show strong growth with Poland and Russia now Norway's second and third largest markets after France. Fresh fillets sales were particularly strong, both to the EU market and to the US which together take 95% of Norway's fresh fillet exports.

### FRESHWATER FISH

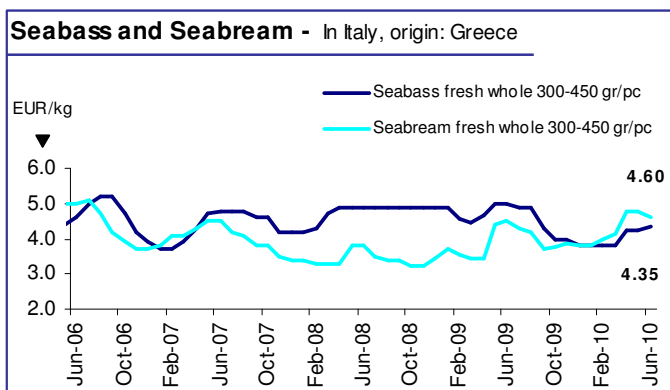


Demand for trout in Italy is consistent, while demand is increasing in Eastern European countries. As a result prices have gone up during the past 6 months. Prices of carp in Hungary have been impacted by the current economic turmoil. Supplies have decreased while farmers are trying to find a balance between production and sales costs and prices that will not discourage buyers. Overall, the

graph shows that prices at present are lower than some two years ago, especially for carp fillets.

### SEABASS AND SEABREAM

Demand in the large European cities is starting to decline as schools close for the holidays and consumers start spending more time out-of-town. The contraction in demand is putting downward pressure on bream prices for which supplies are ample, also helped by new generation fish reaching market size. Bass prices on the other hand are slightly up, but remain somewhat lower than for bream, a rather unusual phenomenon.



The outlook for demand is mixed with softening of consumption expected over the summer period. Supplies will increase in the next couple of months and, although domestic demand is increasing in Greece and Turkey helped by tourism, the overall increase in net supply will lead prices to weaken over the next few months.

Fish Species Trade Name	Product Form	Grading	Price per kg		Reference & Area	Origin	
			As stated	Euro US\$			
<b>GROUND FISH</b>						<b>June 2010</b>	
<b>Cod/Cabillaud, Morue/ Bacalao</b> <i>Gadus morhua</i>	Fresh - fillet	100-200 gr/pc 200-400	9.15	11.10 =	Italy wholesale	Northern Europe	
	Salted (Baccalà)		8.80	10.67 =		Norway	
	Dried (Stoccafisso)		26.00	31.53 =			
	Soak (Stoccafisso)		6.00	7.28 =			
	Fresh fillet		8.55	10.37	Germany wholesale		
	Filletlets, skinless, boneless, blockfrozen	16.5 lb	4.40	5.34 +	ddp	Barents Sea	
	Fresh gutted		1.24	1.50 -	Poland des	Baltic Sea	
<b>Hake/Merlu/Merluza</b> <i>Merluccius gayi</i>	Filletlets interleaved, PBI deep skinned	2-4 oz/pc	2.89	3.50 +	Europe cfr	Chile	
	Filletlets PBO interleaved deep skinned		3.13	3.80 +			
	Filletlets PBI regular skinned		2.72	3.30 +			
	<i>Merluccius capensis</i>	H&G, IWF	100-200 gr/pc 950-1200 1200-1500 1500-2000 > 2000	2.20	2.67	Spain cif	Namibia
				2.55	3.09		
			2.75	3.33			
			3.50	4.24			
<i>Merluccius productus</i>	Skin-on filletlets, plate land-frozen	2-4 oz/pc 4-6 6-8 8-12	3.05	3.70			
			3.65	4.43			
			3.75	4.55			
<i>Merluccius productus</i>	Fillet, regular, skinned, PBO	16.5 lb	2.47	3.00 -	Germany cfr	USA	
<b>Patagonian grenadier/ Grenadier de Patagonie/ Merluza de cola</b> <i>Macruronus magellanicus</i>	Fillet - PBO	3X7.5 kg/ct	2.72	3.30 *	France cfr	Chile	
<b>Alaska pollack/Lieu de l'Alaska/Colin de Alaska</b> <i>Theragra chalcogramma</i>	Fillet block, skinless, boneless	16.5 lb	3.13	3.80 +	Germany ddp	USA	
			3.05	3.70 +		Russia	
			2.56	3.10 =		China	
	Fillet, skinless, PBI, blockfrozen		2.72	3.30 =		Russia	
	IQF - Portions	60-80 gr/pc	3.13	3.80 *	France cif	China	
Block - 7.5 kg		2.31	2.80 *				
<b>Surimi (Alaska pollack)</b>	Stick - grade A	250 gr/pc	2.62	3.18 +	ddp	Spain	
<b>Saithe/Lieu noir/ Carbonero (Pollock, Coley)</b> <i>Pollachius virens</i>	Frozen - block, fillet, skinless, boneless	16.5 lb	3.30	4.00 +	Europe ddp	Norway	
			3.30	4.00 +		Faeroe Islands/ Iceland	
<b>Monkfish/Baudroie/ Rape</b> <i>Lophius spp.</i>	IQF tail, skin-on 15% glaze	50-100 gr/pc	2.56	3.10 =	European main ports cfr	China	
		100-200 gr/pc	3.50	4.25 =			
		200-300	4.12	5.00 =			
		300-500	4.45	5.40 =			
		500-1000	5.24	6.35 +			
	> 1000	7.75	9.40 =				
IQF tails, skinless 20% glaze - IWP	100-250 gr/pc 250-500	5.00	6.06	Spain cif	Namibia		
<b>Haddock/Eglefin/Eglofino</b> <i>Melanogrammus aeglefinus</i>	Fillet, skinless, boneless blockfrozen	16.5 lb	4.15	5.03 +	Germany ddp	Barents Sea	

Fish Species Trade Name	Product Form	Grading	Price per kg		Reference & Area	Origin	
			As stated	Euro US\$			
<b>FLATFISH</b>						<b>June 2010</b>	
<b>Turbot/Rodaballo</b> <i>Scophthalmus maximus</i>	Fresh - whole cultured	0.5-1 kg/pc	9.00	10.91 -	Spain cif	Spain	
		1-2	8.60	10.43 -			
2-3		8.15	9.88 +				
3-4		9.95	12.07 -				
	Wild catch 15% glaze	0.25-0.5 kg/pc	6.65	8.06 +	Netherlands cif	Netherlands	
		0.5-1	8.05	9.76 -			
		1-2	8.50	10.31 -			
		2-3	8.75	10.61 -			
		3-4	9.70	11.76 -			
		> 4	11.10	13.46 -			
<b>Dover sole/Sole/ Lenguado</b> <i>Solea vulgaris</i>	Raw material	No. 4	12.00	14.55 =	fob cif (for Spanish mkt)		
		No. 5	11.00	13.34 +			
	Frozen 40% glaze	No. 2	10.70	12.98 +			
		No. 3	9.00	10.91 +			
		No. 4	8.10	9.82 +			
<b>Plaice/Plie/Solla</b> <i>Pleuronectes</i> spp.	Frozen	No. 4	1.40	1.70 -			
	Fresh fillet - wild catch	400-600 gr/pc	5.34	6.48	Germany wholesale	N/E Atlantic	
<b>European Flounder/ Flet d'Europe/ Platija europea</b> <i>Platichthys flesus</i>	Fresh whole	very small	0.33	0.40 -	Poland des	Baltic	
<b>TUNAS/BILLFISHES</b>						<b>June 2010</b>	
<b>Tuna/Thon/Atún</b> <i>Thunnus</i> spp.	Fresh bluefin tuna	whole	16.00	19.40 =	Italy wholesale	Imports	
		sliced	14.50	17.58 =			
		whole	14.50	17.58		Italy	
	Yellowfin - cooked & cleaned loins - vacuum packed	double cleaned		5.48	6.65 +	ddp	Ecuador/ Mauritius/ Solomon Is
				4.45	5.40 +		Solomon Is
	Skipjack - cooked & cleaned loins - vacuum packed	> 1.8-2.5 kg/pc		0.85	1.03	Spain cif	Indian Ocean
				0.80	0.97		Atlantic Ocean
	Skipjack - whole	> 1.8-3.4 kg/pc		1.40	1.70		Eastern Pacific
		> 10 kg/pc		1.80	2.18 +		Philippines
	Yellowfin - whole			1.85	2.24 +		Atl./Ind. Ocean
				3.60	4.37 +		Eastern Pacific Ocean
	Skipjack - loins			4.50	5.46 +		
	Skipjack - whole			1.40	1.70 *		
	Skipjack - whole	> 10 kg/pc		1.27	1.54 +	Seychelles fob	Indian Ocean
	Yellowfin - whole			1.70	2.06 +		
Yellowfin - whole	> 10 kg/pc		1.48	1.80	EMP cfr	Oman	
<b>Swordfish/Espadon/ Pez espada</b> <i>Xiphias gladius</i>	Smoked - whole		13.45	16.31 -	Italy wholesale	Italy	
		Smoked - slices	10.50	12.73 -			
	Seafrozen	20-30 kg/pc		4.80	5.82	Spain fot	Spanish vessels
	30-50-70		5.30	6.43			
	70-100		5.40	6.55			

Fish Species Trade Name	Product Form	Grading	Price per kg			Reference & Area	Origin					
			As stated	Euro	US\$							
<b>SMALL PELAGICS</b>							<b>June 2010</b>					
<b>Herring/Hareng/Arenque</b> <i>Clupeidae</i>	Fresh - whole	70-100 gr/pc		0.30	<b>0.36</b>	-	Poland des	Baltic				
	Whole	> 300 gr/pc		0.69	<b>0.84</b>		Norway cif	Norway				
		> 330		0.73	<b>0.88</b>							
		> 350		0.79	<b>0.96</b>							
	Fillet - skinless	50-80 gr/pc	NOK	<b>6.80</b>	0.87	<b>1.05</b>	fob					
Flaps	60-90	NOK	<b>6.90</b>	0.88	<b>1.07</b>	cif						
	5-8 kg/pc		1.11	<b>1.35</b>								
<b>Capelin/Capelan/ Capelán</b> <i>Mallotus villosus</i>	Whole	Mixed	NOK	<b>3.90</b>	0.50	<b>0.60</b>	fob					
									6-10		1.03	<b>1.25</b>
<b>European anchovy/ Anchois/Boquerón</b> <i>Engraulis encrasicolus</i>	Fresh	first category		<b>1.70</b>	2.06	-	Italy wholesale	Italy				
		second category	<b>No quotations</b>									
<b>European pilchard/ Sardine d'Europe/Sardina</b> <i>Sardina pilchardus</i>												
<b>Sprat/Sprat/Espadín</b> <i>Sprattus sprattus</i>	Fresh - whole			0.14	<b>0.17</b>	-	Poland des	Baltic				
<b>CEPHALOPODS</b>							<b>June 2010</b>					
<b>Squid/Encornet/Calamar</b> <i>Loligo spp.</i>	Fresh	Large		6.00	7.28	=	Italy wholesale	Imports				
				7.15	8.67	=		Italy				
	Tubes cleaned frozen block	20-40 pc/kg			5.69	<b>6.90</b>	=	cif	India			
					Frozen - whole	S (< 18 cm)	<b>4.30</b>		5.21	+	cif	South Africa
						M (18-25)	<b>4.50</b>		5.46	+		
	L (25-30)	<b>4.70</b>	5.70	+								
	XL (>30)	<b>4.70</b>	5.70	+								
Whole cleaned IQF 10% glaze	10-20 pc/kg	20-40		2.47	<b>3.00</b>	+	Germany cfr	India				
				2.10	<b>2.55</b>	+						
<b>Octopus/Poulpe/Pulpo</b> <i>Octopus vulgaris</i>	Frozen - whole	T1		<b>7.50</b>	9.10	=	Spain wholesale	Morocco				
		T2		<b>6.45</b>	7.82	=						
		T3		<b>5.60</b>	6.79	=						
		T4		<b>5.00</b>	6.06	=						
		T5		<b>4.60</b>	5.58	=						
		T6		<b>4.10</b>	4.97	=						
		T7		<b>3.80</b>	4.61	=						
		T8		<b>3.50</b>	4.24	=						
		T9		<b>3.15</b>	3.82	=						
		T3		5.94	<b>7.20</b>		fob (for Japanese mkt)	Mauritania				
		T4		5.77	<b>7.00</b>							
		T5		5.69	<b>6.90</b>							
		T6		5.94	<b>7.20</b>							
		T7		5.69	<b>6.90</b>							
T8		5.36	<b>6.50</b>									
T1-T3		3.71	<b>4.50</b>									
T4-T6		3.46	<b>4.20</b>									
T7-T9		3.09	<b>3.75</b>									
<b>Cuttlefish/Seiche/ Sepia</b> <i>Sepia officinalis</i>	Whole	Mungo		2.31	<b>2.80</b>		Germany cfr	India				
		Choco		2.47	<b>3.00</b>							
	Whole cleaned, bulk 20% glaze	2-4 pc/kg		4.99	<b>6.05</b>	*						
	5-7		4.99	<b>6.05</b>	*							
	8-12		3.75	<b>4.55</b>	*							



Fish Species Trade Name	Product Form	Grading	Price per kg			Reference & Area	Origin
			As stated	Euro	US\$		
<b>CRUSTACEANS</b>							<b>June 2010</b>
<b>Black tiger/Crevette tigrée/Camarón tigre</b> <i>Penaeus monodon</i>	Head-on, shell-on IQF, 20% glaze	13-15 pc/lb	7.59	9.20 *	<b>Germany</b> cfr	Viet Nam	
		16-20	6.27	7.60 *			
		21-30	5.20	6.30 *			
	Raw, PD, 100% net weight	21-25 pc/lb	8.74	10.60 *		wholesale	India
		26-30	7.92	9.60 *			
		31-40	7.09	8.60 *			
		41-50	6.27	7.60 *			
	Fresh - head-on, shell-on	11-20 pc/lb	18.18	22.05		<b>Spain</b> cfr	Indian Ocean
	Shell-on, easy peel	16-20 pc/lb	8.15	11.35			
		21-25	7.85	9.52			
31-40		7.00	8.49				
Peeled, IQF, 20% glaze	13-15 pc/lb	7.55	9.16	<b>Italy</b> wholesale	Italy		
	21-25	6.00	7.28				
	26-30	5.70	6.91				
	31-40	5.20	6.31				
<b>Coldwater shrimp/Crevette nordique/Camarón boreal</b> <i>Pandalus borealis</i>	Fresh - Pre-cooked	packed	5.75	6.97 =	cfr	Denmark	
	PUD, IQF, 10% glaze	350-500 gr/pc	6.80	8.25 =			
<b>Whiteleg shrimp/Crevette pattes blanches/Camarón patiblanco</b> <i>Penaeus vannamei</i>	PD, block frozen 1st quality	31-40 pc/lb	7.26	8.80 *	<b>Europe</b> cfr	Indonesia	
		41-50	6.76	8.20 *			
		51-60	6.43	7.80 *			
<b>Warmwater shrimp/Crevette d'eau chaude/Langostino, Gamba</b> <i>Penaeus spp.</i>	Frozen, PD, IQF, 10% glaze	250-350 pc/lb	6.76	8.20 =	<b>Italy</b> cfr	India	
	Frozen, PUD, IQF, 10% glaze	200-300 pc/lb	6.10	7.40 =			
	Fresh - head-on, shell-on	40-60 pc/lb	10.69	12.96	<b>Germany</b> wholesale	S-E Asia	
<b>Giant river prawn/Bouquet géant/Camarón gigante</b> <i>Macrobrachium rosenbergii</i>	Block - 100% net weigh	< 5 pc/lb	20.29	24.60 *			cfr
	Headless, shell-on	6-8	19.87	24.10 *			
		8-12	13.69	16.60 *			
<b>Mantis shrimp/Squilla/Galera Squilla mantis</b>	Live		7.00	8.49 -	<b>Italy</b> wholesale	Italy	
	Fresh		5.50	6.67 =			
<b>European lobster/Homard européen/Bogavante</b> <i>Homarus gammarus</i>	Live	bulk	13.50	16.37 *	<b>France</b> cif	Ireland	
<b>American lobster/Homard américain/Bogavante americano</b> <i>Homarus americanus</i>	Frozen whole cooked popsicle	< 450 gr/pc	CAN 14.50	14.07 11.60 -	<b>Europe</b> cif	Canada	
		> 450	CAN 16.00	15.52 12.80 =			
<b>Edible crab/Tourteau/Buey de mar</b> <i>Cancer pagurus</i>	Live	bulk	2.00	2.43 *	<b>France</b> cif	Ireland	
<b>BIVALVES</b>							<b>June 2010</b>
<b>Oyster/Huître/Ostra</b> <i>Crassostrea gigas</i>	Live		8.25	10.00 =	<b>Italy</b> wholesale	France	
			4.21	5.11 -		Italy	
	Live	No. 3	2.60	3.15 +	<b>France</b> prod. price	Ireland/France	
<b>Mussel/Moule/Mejillón</b> <i>Mytilus edulis</i>	Live - Rope		No quotations		cif to packer	Ireland	
	Live - Bottom mussel					<b>Netherlands</b> auction	Netherlands

Fish Species Trade Name	Product Form	Grading	Price per kg			Reference & Area	Origin
			As stated	Euro	US\$		
<b>BIVALVES (cont.)</b>							<b>June 2010</b>
Scallop/Coquille Saint-Jacques/Vieira <i>Pecten jacobaeus</i>	Chilled - shell-on		8.70	10.55 =		Italy wholesale	Italy
	Shell-off		8.15	9.88 =			
Scallop/Peigne/Peine <i>Chlamys</i> spp.	Fresh		22.73	27.56 +		Germany wholes.	N-W Atlantic
Venus clam/Praire/Chirla - <i>Venus gallina</i>	Live		11.35	13.76 =		Italy wholesale	Italy
Grooved Carpet shell/Palourde/Almeja fina <i>Venerupis semidecussatus</i>	Live		6.10	7.40 +			
Razor shell/Couteau/Navajas - <i>Solenidae</i>	IQF - 5% glaze	12 cm	5.05	6.12 +		Italy wholesale	Italy
<b>SALMON</b>							<b>June 2010</b>
Atlantic salmon/ Saumon de l'Atlantique/ Salmón del Atlántico <i>Salmo salar</i>	Fresh - gutted, head-on Superior quality	1-2 kg/pc	4.00	4.85 -		France cif	Scotland
		2-3	4.50	5.46 -			
		3-4	5.20	6.31 -			
		4-5	5.40	6.55 -			
		5-6	5.50	6.67 -			
	> 6	5.55	6.73 -				
	Fresh - gutted, head-on Superior quality	1-2 kg/pc	4.00	4.85 -		ddp	Norway
		2-3	5.00	6.06 =			
		3-4	5.50	6.67 -			
		4-5	5.60	6.79 -			
5-6		5.70	6.91 -				
> 6	5.70	6.91 -					
Fresh - skin-on steak		10.69	12.96 -		Germany wholesale	Germany	
<b>TROUT</b>							<b>June 2010</b>
Trout/Truite/Trucha <i>Salmo</i> spp.	Fresh on ice whole	0.5-0.8 kg/pc	HUF 1051	3.76	4.56 -	Hungary exw	Hungary
	Live - farmed	500-700 gr/pc		2.50	3.03 =	Italy ex-farm	Italy
	Whole - gutted			6.41	7.77	Germany wholesale	Germany
Rainbow trout/ Truite arc-en-ciel/ Trucha arco iris <i>Oncorhynchus mykiss</i>	Fillet - trim C - IQF - 10 kg vacuum-packed	2-3 lb/pc		8.08	9.80 -	France cif	Chile
			ZAR 32.00	3.42	4.15	South Africa fob	South Africa
	Whole gutted			5.87	7.12 =	Germany wholesale	Germany
	Live - farmed	250-400 gr/pc		2.30	2.79 +	Italy ex-farm	Italy
	Gutted			3.20	3.88 +		
Filletts			6.60	8.00 +			
<b>FRESHWATER FISH</b>							<b>June 2010</b>
Nile perch/Perche du Nil/Perca del Nilo <i>Lates niloticus</i>	Fresh - fillet			7.65	9.28 +	Italy wholesale	Imports
				9.08	11.01	Germany wholesale	Tanzania
	Fillet, IWP	600-1000 gr/pc		5.90	7.15	Spain cfr	
Nile tilapia/Tilapia du Nil/Tilapia del Nilo <i>Oreochromis niloticus</i>	Fresh - fillet			6.94	8.42	Germany cfr	China
	Fillet, IQF	5-7 oz/pc		4.50	5.46	Spain cfr	Uganda
	Fillet, skinless, boneless, PBO well trimmed, 20% glaze	3-5 oz/pc		2.56	3.10	Italy cfr	China
5-7			2.76	3.35			
Wels/Silure glane/Siluro <i>Silurus glanis</i>	Fresh on ice - fillet	1.5-7 kg/pc	HUF 1402	5.01	6.08	Hungary ex-farm	Hungary

Fish Species Trade Name	Product Form	Grading	Price per kg			Reference & Area	Origin	
			As stated	Euro	US\$			
<b>FRESHWATER FISH (cont.)</b>							<b>June 2010</b>	
<b>Pangas catfish/ Panga/Pez gato</b> <i>Pangasius</i> spp.	Fillets - intervld, 10% glaze sknlss, bonlss, belly-off	120-170-220 gr/pc		2.27	2.75	Spain cfr	Viet Nam	
	Fillets - IQF, white, 20%, 1kg poly bag	120-170-220 gr/pc		2.06	2.50		cif	na
	Fillets - interleaved	120-170 gr/pc 170-225		3.40	4.12			
	Fresh, fillet skin-off	> 170 gr/pc		4.80	5.82	Germany wholesale	S-E Asia	
<b>North African catfish/ Poisson-chat nord- africain/Pez-gato</b> <i>Clarias gariepinus</i>	Fresh, whole gutted, skinless headless	0.6-2.3 kg/pc	HUF	644	2.30	2.79	Hungary ex-farm	Hungary
	Fresh - Slices		HUF	736	2.63	3.19		
	Fresh - fillets skinless		HUF	771	2.76	3.34		
<b>Carp/Carpe/Carpa</b> <i>Cyprinus</i> spp.	Fresh - gutted, head-on	1-4.50 kg/pc	HUF	771	2.76	3.34		
	Fresh - gutted, headless	0.7-4 kg/pc	HUF	876	3.13	3.80		
	Live	1.5-5 kg/pc	HUF	560	2.00	2.43		
	Fresh on ice - slices		HUF	946	3.38	4.10		
	Fresh on ice - fillets		HUF	1051	3.76	4.56		
<b>Grass carp/ Carpe herbivore/ Carpa china</b> <i>Ctenopharyngodon idellus</i>	Live	1.5-4 kg/pc	HUF	595	2.13	2.58		
	Fresh on ice, whole, gutted, headless	0.7-2.5 kg/pc	HUF	771	2.76	3.34		
	Fresh on ice, slices		HUF	841	3.01	3.65		
	Fresh on ice, fillets		HUF	981	3.51	4.25		
<b>Bighead carp/Carpe à grosse tête/Carpa capezona</b> <i>Aristichthys nobilis</i>	Live	1.5-7 kg/pc	HUF	350	1.25	1.52		
	Fresh - fillet	1-3 kg/pc	HUF	581	2.08	2.52		
	Fresh on ice slices	1-3 kg/pc	HUF	490	1.75	2.13		
	Fresh on ice whole, gutted, scaled, headless	0.7-3 kg/pc	HUF	420	1.50	1.82		
<b>European eel/ Anguille d'Europe/ Anguila europea</b> <i>Anguilla anguilla</i>	Live	Small		14.00	16.98 =	Italy wholesale	Italy	
		Large		12.50	15.16 =			
<b>NON-TRADITIONAL SPECIES</b>							<b>June 2010</b>	
<b>Sturgeon/Esturgeon/ Esturione</b> <i>Acipenseridae</i>  <i>A.baeri</i>	Frozen - Whole	1.5-2 kg/pc		6.00	7.28 =	France cif	France	
	Gutted	5-7 kg/pc		6.00	7.28 =			
	Fillets	200-300 gr/pc		11.00	13.34 =			
		800-1000		11.00	13.34 =			
Caviar (Aquitaine) metal boxes			1 300	1 577 =				
<b>Picked dogfish/Aiguillat commun/Mielga</b> <i>Squalus acanthias</i>	Fresh - skin-off			No quotations		Italy wholesale	Northern Europe	
							Imports	
<b>Grouper/Mérou/Mero</b> <i>Epinephelus</i> spp.	Fresh			11.25	13.64 =		Italy	
				9.40	11.40 =			
<b>John dory/Saint Pierre/ Pez de San Pedro</b> <i>Zeus faber</i>	Fresh			15.15	18.37 =	Italy wholesale	Italy	
				13.00	15.77 =			Imports
<b>Red scorpionfish/Ras- casse rouge/Cabracho</b> <i>Scorpaena scrofa</i>	Fresh			18.00	21.83 =		Italy	
				19.00	23.04 =			

Fish Species Trade Name	Product Form	Grading	Price per kg		Reference & Area	Origin
			As stated	Euro US\$		
<b>SEABASS</b>						<b>June 2010</b>
<b>Seabass/Bar, Loup/Lubina</b> <i>Dicentrarchus labrax</i>	Fresh - whole	200-300 gr/pc	3.94	4.78 -	Greece fob	Greece
		300-450	4.90	5.94 +		
		400-600	5.32	6.45 +		
		600-800	6.95	8.43 +		
		800-1000	8.25	10.00		
		> 1000	9.15	11.10		
		Fresh - whole	200-300 gr/pc	3.70		
	300-450		4.35	5.28 +		
	450-600		4.70	5.70 +		
	600-800		6.40	7.76 +		
	800-1000		8.45	10.25 +		
	> 1000		9.35	11.34 +		
	Fresh - whole		200-300 gr/pc	3.75	4.55 +	France cif
		300-450	4.40	5.34 +		
		450-600	4.75	5.76 +		
600-800		6.45	7.82 +			
800-1000		8.50	10.31 +			
> 1000		9.40	11.40 +			
Fresh - whole		200-300 gr/pc	3.74	4.54 +	Spain cif	
	300-450	4.39	5.32 +			
	450-600	4.74	5.75 +			
	600-800	6.44	7.81 +			
	800-1000	8.49	10.30 +			
	> 1000	9.39	11.39 +			
	Fresh - whole	200-300 gr/pc	3.77	4.57 +		Germany cif
300-450		4.42	5.36 +			
450-600		4.77	5.78 +			
600-800		6.47	7.85 +			
800-1000		8.52	10.33 +			
> 1000		9.42	11.42 +			
Fresh - whole		200-300 gr/pc	3.75	4.55 +	Portugal cif	
	300-450	4.40	5.34 +			
	450-600	4.75	5.76 +			
	600-800	6.45	7.82 +			
	800-1000	8.50	10.31 +			
	> 1000	9.40	11.40 +			
	Fresh - whole	200-300 gr/pc	3.93	4.77 +		UK cif
300-450		4.58	5.55 +			
450-600		4.93	5.98 +			
600-800		6.63	8.04 +			
800-1000		8.68	10.53 +			
> 1000		9.58	11.62 +			
Fresh - whole		200-300 gr/pc	3.94	4.78 +	Spain fob	
	300-400	4.90	5.94 *			
	400-600	5.32	6.45 +			
	500-600	5.20	6.31			
	600-800	6.95	8.43 +			

Fish Species Trade Name	Product Form	Grading	Price per kg			Reference & Area	Origin
			As stated	Euro	US\$		
<b>SEABREAM</b>							<b>June 2010</b>
<b>Gilthead seabream/ Dorade royale/Dorada</b> <i>Sparus aurata</i>	Fresh - whole	200-300 gr/pc	4.05	4.91	-	Greece fob	Greece
		300-450	4.55	5.52	-		
		450-600	4.65	5.64	-		
		600-800	5.25	6.37	-		
		800-1000	7.15	8.67	-		
		> 1000	7.50	9.10	-		
		200-300 gr/pc	4.15	5.03	-		
	300-450	4.60	5.58	-			
	450-600	4.70	5.70	-			
	600-800	5.30	6.43	-			
	800-1000	7.20	8.73	-			
	> 1000	7.30	8.85	-			
	200-300 gr/pc	4.20	5.09	-	France cif		
	300-450	4.65	5.64	-			
	450-600	4.75	5.76	-			
	600-800	5.35	6.49	-			
	800-1000	7.25	8.79	-			
> 1000	7.35	8.91	-				
200-300 gr/pc	4.19	5.08	-	Spain cif			
300-450	4.64	5.63	-				
450-600	4.74	5.75	-				
600-800	5.34	6.48	-				
800-1000	7.24	8.78	-				
> 1000	7.34	8.90	-				
200-300 gr/pc	4.22	5.12	-		Germany cif		
300-450	4.67	5.66	-				
450-600	4.77	5.78	-				
600-800	5.37	6.51	-				
800-1000	7.27	8.82	-				
> 1000	7.37	8.94	-				
200-300 gr/pc	4.20	5.09	-	Portugal cif			
300-450	4.65	5.64	-				
450-600	4.75	5.76	-				
600-800	5.35	6.49	-				
800-1000	7.25	8.79	-				
> 1000	7.35	8.91	-				
200-300 gr/pc	4.38	5.31	-		UK cif		
300-450	4.83	5.86	-				
450-600	4.93	5.98	-				
600-800	5.53	6.71	-				
800-1000	7.43	9.01	-				
> 1000	7.53	9.13	-				
Fresh - whole	200-300 gr/pc	3.91	4.74	+		Spain fob	Spain
	300-400	4.96	6.01	+			
	400-600	5.06	6.14				
	600-800	5.62	6.82	+			

The **European Fish Price Report** is a monthly GLOBEFISH publication, prepared by Karine Boisset, Helga Josupeit, Audun Lem and edited by Hilary Cochrane.

It can be ordered from the **FISH INFONetwork**:

<b>FAO GLOBEFISH</b> (Network coordinator) Viale delle Terme di Caracalla 00153 Rome - Italy Tel: (39) 06 57053020 Fax: (39) 06 57055188 E-mail: globefish@fao.org Web site: www.globefish.org	<b>INFOPECSA</b> (Latin America) Julio Herrera y Obes 1296 11200 Montevideo - Uruguay Tel: (598) 2-9028701 Fax: (598) 2-9030501 E-mail: infopesca@infopesca.org Web site: www.infopesca.org	<b>EUROFISH</b> (Central and Eastern Europe) H.C. Andersens Blvd 44-46 1553 Copenhagen - Denmark Tel: (45) 35 467180 Fax: (45) 35 467181 E-mail: info@eurofish.dk Web site: www.eurofish.dk	<b>INFOFISH (Asia/Pacific)</b> Level 2, Menara Olympia 8 Jalan Raja Chulan 50200 Kuala Lumpur - Malaysia Tel: (603) 2078 3466 Fax: (603) 2078 6804 E-mail: infish@po.jaring.my Web site: www.infofish.org
<b>INFOPECHE</b> (Africa) Tour C, 19 <sup>ème</sup> étage, Cité Administrative Abidjan 01 - Côte d'Ivoire Tel: (225) 20 213198 Fax: (225) 20 218054 E-mail: infopeche@aviso.ci	<b>INFOYU (China)</b> Rm. 816, Bldg. 22, Maizidian Street - Chaoyang District Beijing 100026 - China Tel: (86-10) 59194236 Fax: (86-10) 59194231 E-mail: infoyu@agri.gov.cn Web site: www.infoyu.net	<b>INFOSAMAK</b> (Arab Region) 71 blvd Rahal El Meskini Casablanca 20 000 - Morocco Tel: (212) 522540856 Fax: (212) 522540855 E-mail: infosamak@infosamak.org Web site : www.infosamak.org	<b>INFOSA - sub-office INFOPECHE</b> (Southern Africa) 89, John Meinert Street- West Windhoek -Namibia Tel: (264) 61279430 Fax: (264) 61279434 E-mail:infosa@infosa.org.na Web site: www.infosa.org.na

#### PRICE REFERENCE

exw	ex works
fca (replaces fot)	free carrier
fas	free alongside ship
fob	free on board
cfr (replaces c&f)	cost and freight
cif	cost, insurance and freight
cpt	carriage paid to
cip	carriage and insurance paid to
daf	delivered at frontier
des	delivered ex ship
deq	delivered ex quay (duty paid)
ddu	delivered duty unpaid
ddp	delivered duty paid

#### PRODUCT FORM

IQF	individually quick frozen
IWP	individually wrapped pack
PBI	pinbone in
PBO	pinbone off
C&P	cooked and peeled
H&G	headed and gutted
FAS	frozen at sea
PD	peeled and deveined
PUD	peeled, undeveined

#### SYMBOLS

+	Price increased in original currency since last report
-	Price decreased in original currency since last report
=	Updated but unchanged price
*	New insertion
	Not updated since last issue

#### CURRENCY RATES

		USD	EUR
Canada	CAD	1.03	1.25
Hungary	HUF	230.56	279.60
Norway	NOK	6.46	7.84
Switzerland	CHF	1.15	1.39
UK	GBP	0.68	0.83
USA	USD	-	1.21
EU	EUR	0.82	-
Japan	JPY	91.64	111.13
South Africa	ZAR	7.72	9.36

Source: Federal Reserve Bank of New York 11/06/10

**These Market Reports and previous ones are available from the GLOBEFISH web site: [www.globefish.org](http://www.globefish.org)**







**GLOBEFISH**

---

---

Food and Agriculture Organization of the United Nations  
Fish Products and Industry Division  
Viale delle Terme di Caracalla  
00153 Rome, Italy  
Tel: +3906 570 53288  
Fax: +3906 570 53020  
[www.globefish.org](http://www.globefish.org)