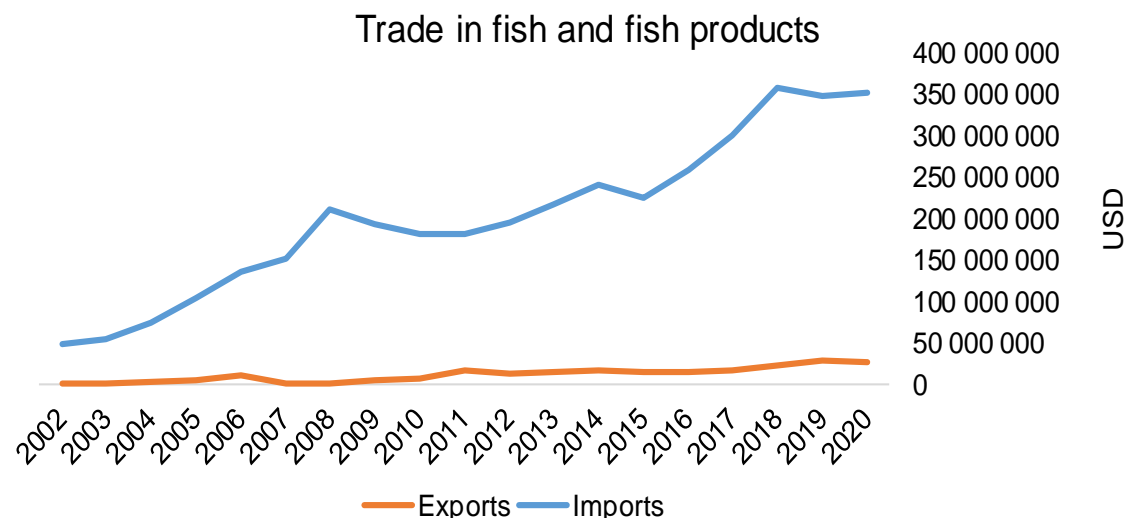




COUNTRY BRIEF

Population	Ease of doing business rank
19 329 000	55th
Length of coastline	Exclusive economic zone
696 km	18 046 km ²
Average GDP growth	GDP per capita
8.64%	USD 12 900



GDP from fisheries

0.09%

Fish available for consumption

8.1 kg/capita

Imports of fish and fish products - 2020

USD 352 516 960

Agricultural GDP from fisheries

2.17%

Fisheries and aquaculture production

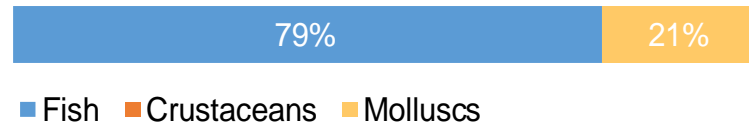
Total	20 173 tonnes
Fisheries	40%
Aquaculture	60%

Exports of fish and fish products - 2020

USD 27 150 630

Production and Trade Breakdown

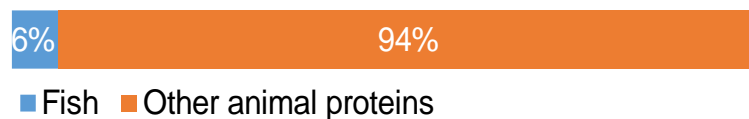
Production by volume



Imports by value



Exports by value



Production - Top 10 Species (Volume)

Rank	Species	Volume (Tonnes)
1 st	Veined rapa whelk	4 116
2 nd	Common carp	3 820
3 rd	Rainbow trout	2 650
4 th	Bighead carp	2 380
5 th	Silver carp	1 780
6 th	Goldfish	1 540
7 th	Crucian carp	1 100
8 th	Pontic shad	595
9 th	Freshwater bream	380
10 th	Roaches nei	220

Imports - Top 10 Products (Value)

			USD
1 st	Tunas, skipjack, bonito	prepared or preserved; whole or in pieces HS 1604.14	46 314 100
2 nd	Mackerel	frozen; excluding fillets, livers and roes HS 0303.54	35 853 070
3 rd	Atlantic, Danube salmon	fresh or chilled; excluding fillets, livers and roes HS 0302.14	21 183 810
4 th	Trout	fresh or chilled; excluding fillets, livers and roes HS 0302.11	15 202 530
5 th	Shrimps, prawns	frozen HS 0306.17	13 340 580
6 th	Sardines, sardinella, brisling or sprats	prepared or preserved; whole or in pieces HS 1604.13	11 617 600
7 th	Herrings	prepared or preserved; whole or in pieces HS 1604.12	10 821 510
8 th	Seabream	fresh or chilled; excluding fillets, livers and roes HS 0302.85	10 367 940
9 th	Mackerel	prepared or preserved; whole or in pieces HS 1604.15	9 910 820
10 th	Hake	frozen; excluding fillets, livers and roes HS 0303.66	9 708 080

Exports - Top 10 Products (Value)

			USD
1 st	Fish	prepared or preserved HS 1604.20	4 750 290
2 nd	Shrimps, prawns	frozen HS 0306.17	2 699 990
3 rd	Fish, other than species in 0302	fresh or chilled; excluding fillets, livers and roes HS 0302.89	1 612 070
4 th	Pacific, Atlantic, Danube salmon	smoked, including fillets HS 0305.41	1 566 660
5 th	Seabass	fresh or chilled; excluding fillets, livers and roes HS 0302.84	1 425 250
6 th	Tunas, skipjack, stripe- bellied bonito	frozen fillets HS 0304.87	1 306 420
7 th	Atlantic, Danube salmon	fresh or chilled; excluding fillets, livers and roes HS 0302.14	1 124 550
8 th	Shrimps, prawns	live, fresh or chilled HS 0306.36	1 077 700
9 th	Molluscs	frozen HS 0307.92	1 016 380
10 th	Anchovies	prepared or preserved; whole or in pieces HS 1604.16	1 006 480

A GLOBEFISH Product

Information, Disclaimer


Sources

Established in 1984, GLOBEFISH is a multi-donor funded project in the Fisheries Division of the Food and Agriculture Organization of the United Nations (FAO), responsible for providing up-to-date market and trade information on fish and fish products.

[Visit our website](#)

[Subscribe to our newsletter](#) or [email us](#)

Recent Publications



[Globefish Highlights](#)

Our flagship publication, focused on prices and analysis of market trends covering a variety of major commodities. Released quarterly.



[Chinese Fish Price Report](#)

Comprehensive coverage of Chinese price trends, market information for commercially significant species, along with industry news and policy updates. Released quarterly.



[European Price Report](#)

Market and price analysis for fish and fish products in the European market. Released monthly.



This is the second edition of the GLOBEFISH Market Profiles produced for this country, and was made at the beginning of 2023.

These profiles are based on nationally reported data or information published by international agencies. As the profile is intended to reflect the most up to date information available, reporting years may vary between sections and commodities.

The designations employed and the presentation of material in this information product do not imply the expression of any opinion whatsoever on the part of FAO concerning the legal or constitutional status of any country, territory or sea area, or the delimitation of frontiers or boundaries.

The data herein presented is compiled by FAO staff at the time of its production, "as is" and "as available", and every effort is made to ensure, but not guarantee, their timeliness, accuracy and completeness. FAO assumes no responsibility for errors and omissions in the data provided. Users are, however, kindly asked to report any errors or deficiencies in this product to FAO GLOBEFISH (globefish@fao.org).

Please note

Re-exports and re-imports are not included. The term N/A has been used to indicate that information was not found in the indicated sources. The classification of fish and fish products as either processed or unprocessed is very broad and is intended for indicative purposes only.

[HS codes for fish and fish products](#)

International trade codes for fish and fish products in a user friendly format.



Sources and time periods:

-Fishing and aquaculture production (2020):
FAO's [Global Fishery and Aquaculture Production Statistics](#)

-Fish available for consumption (2017):
FAO's [Fishery and Aquaculture Statistics 2019](#)

-Population (2020), GDP Growth (2016-2020), GDP per Capita (2020):
IMF's [World Economic Outlook Databases](#)

-Imports, Exports and Share of Trade (2020):
FAO's [Global Fishery and Aquaculture Commodities Statistics](#)

-GDP, GDP from fisheries, GDP from agriculture (2020):
World Bank's [World Development Indicators](#),
OECD's [National Accounts Statistics](#) or
UNSD's [National Accounts](#)

-Ease of doing business (2020):
World Bank's [Ease of Doing Business](#) ranking

-Length of Coastline, Exclusive Economic Zone, Exclusive Fishing Zone (2003):
UNEP's [Global Environment Outlook](#)

[GLOBEFISH](#)

Explore more market information on the GLOBEFISH website



[European Price Dashboard](#)

Hundreds of prices, updated every Monday

