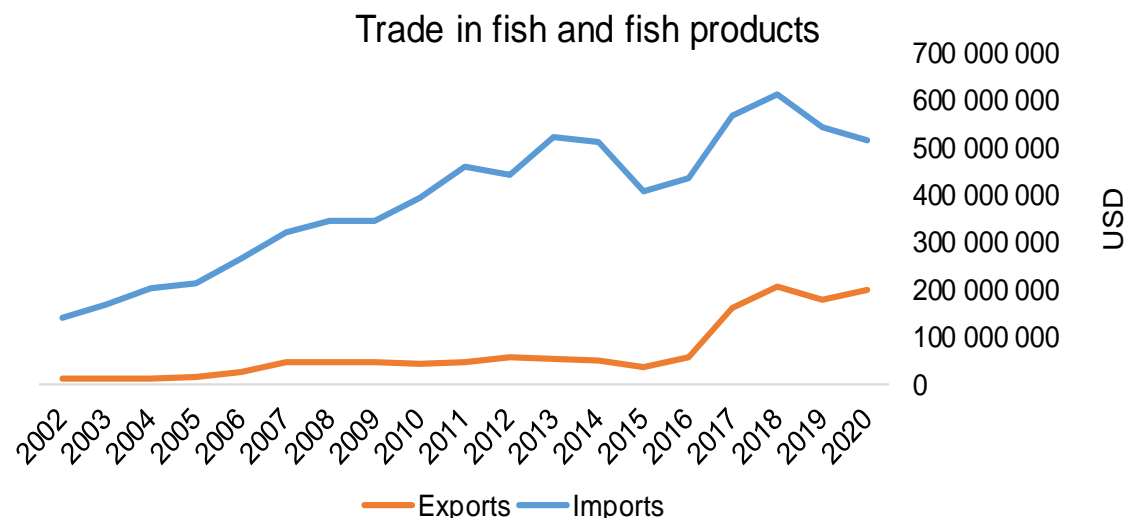




## COUNTRY BRIEF

Population	Ease of doing business rank
5 525 000	20th
Length of coastline	Exclusive fishing zone
31 119 km	55 123 km <sup>2</sup>
Average GDP growth	GDP per capita
2.29%	USD 49 200



GDP from fisheries

0.06%

Fish available for consumption

33.6 kg/capita

Imports of fish and fish products - 2020

USD 519 180 540

Agricultural GDP from fisheries

2.31%

Fisheries and aquaculture production

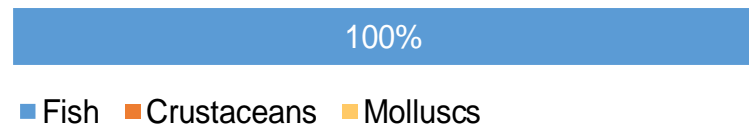
Total	156 181 tonnes
Fisheries	90%
Aquaculture	10%

Exports of fish and fish products - 2020

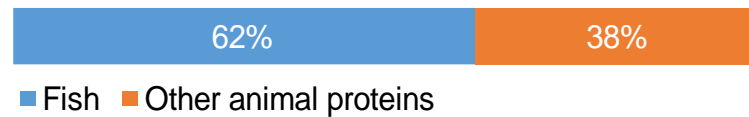
USD 202 323 570

## Production and Trade Breakdown


### Production by volume



### Imports by value



### Exports by value



## Production - Top 10 Species (Volume)

Rank	Species	Volume (Tonnes)
1 <sup>st</sup>	Atlantic herring	92 872
2 <sup>nd</sup>	Rainbow trout	14 641
3 <sup>rd</sup>	European sprat	12 513
4 <sup>th</sup>	European perch	7 469
5 <sup>th</sup>	Northern pike	6 422
6 <sup>th</sup>	Pike-perch	4 450
7 <sup>th</sup>	European smelt	3 866
8 <sup>th</sup>	Vendace	3 641
9 <sup>th</sup>	Roach	2 556
10 <sup>th</sup>	Freshwater bream	2 023

## Imports - Top 10 Products (Value)

			USD
1 <sup>st</sup>	Atlantic, Danube salmon	fresh or chilled; excluding fillets, livers and roes HS 0302.14	260 799 730
2 <sup>nd</sup>	Tunas, skipjack, bonito	prepared or preserved; whole or in pieces HS 1604.14	38 745 290
3 <sup>rd</sup>	Pacific, Atlantic, Danube salmon	fresh or chilled fillets HS 0304.41	37 035 360
4 <sup>th</sup>	Trout	fresh or chilled; excluding fillets, livers and roes HS 0302.11	27 048 690
5 <sup>th</sup>	Fish	prepared or preserved HS 1604.20	18 126 720
6 <sup>th</sup>	Fish, other than species in 1604	prepared or preserved; whole or in pieces HS 1604.19	15 287 580
7 <sup>th</sup>	Shrimps, prawns	prepared or preserved, not in airtight containers HS 1605.21	12 586 030
8 <sup>th</sup>	Herrings	prepared or preserved; whole or in pieces HS 1604.12	11 549 580
9 <sup>th</sup>	Shrimps, prawns	frozen HS 0306.17	6 143 910
10 <sup>th</sup>	Pacific, Atlantic, Danube salmon	frozen fillets HS 0304.81	6 129 630

## Exports - Top 10 Products (Value)

			USD
1 <sup>st</sup>	Atlantic, Danube salmon	fresh or chilled; excluding fillets, livers and roes HS 0302.14	130 717 500
2 <sup>nd</sup>	Trout	fresh or chilled fillets HS 0304.42	12 488 870
3 <sup>rd</sup>	Trout	fresh or chilled; excluding fillets, livers and roes HS 0302.11	11 302 700
4 <sup>th</sup>	Herrings	frozen; excluding fillets, livers and roes HS 0303.51	9 832 600
5 <sup>th</sup>	Pacific, Atlantic, Danube salmon	fresh or chilled fillets HS 0304.41	5 747 150
6 <sup>th</sup>	Flours, meals, pellets. Unfit for human consumption	from fish or aquatic invertebrates HS 2301.20	4 838 130
7 <sup>th</sup>	Pacific, Atlantic, Danube salmon	smoked, including fillets HS 0305.41	4 185 350
8 <sup>th</sup>	Livers, roes, milt	dried, salted or in brine HS 0305.20	3 470 420
9 <sup>th</sup>	Trout	frozen fillets HS 0304.82	3 168 700
10 <sup>th</sup>	Fish fats or oils and fractions thereof	not chemically modified or from fish-livers HS 1504.20	3 009 250

# A GLOBEFISH Product

# Information, Disclaimer


# Sources

Established in 1984, GLOBEFISH is a multi-donor funded project in the Fisheries Division of the Food and Agriculture Organization of the United Nations (FAO), responsible for providing up-to-date market and trade information on fish and fish products.

[Visit our website](#)

[Subscribe to our newsletter](#) or [email us](#)

## Recent Publications



### [Globefish Highlights](#)

Our flagship publication, focused on prices and analysis of market trends covering a variety of major commodities. Released quarterly.



### [Chinese Fish Price Report](#)

Comprehensive coverage of Chinese price trends, market information for commercially significant species, along with industry news and policy updates. Released quarterly.



### [European Price Report](#)

Market and price analysis for fish and fish products in the European market. Released monthly.



This is the second edition of the GLOBEFISH Market Profiles produced for this country, and was made at the beginning of 2023.

These profiles are based on nationally reported data or information published by international agencies. As the profile is intended to reflect the most up to date information available, reporting years may vary between sections and commodities.

The designations employed and the presentation of material in this information product do not imply the expression of any opinion whatsoever on the part of FAO concerning the legal or constitutional status of any country, territory or sea area, or the delimitation of frontiers or boundaries.

The data herein presented is compiled by FAO staff at the time of its production, "as is" and "as available", and every effort is made to ensure, but not guarantee, their timeliness, accuracy and completeness. FAO assumes no responsibility for errors and omissions in the data provided. Users are, however, kindly asked to report any errors or deficiencies in this product to FAO GLOBEFISH ([globefish@fao.org](mailto:globefish@fao.org)).

### **Please note**

Re-exports and re-imports are not included. The term N/A has been used to indicate that information was not found in the indicated sources. The classification of fish and fish products as either processed or unprocessed is very broad and is intended for indicative purposes only.

### [HS codes for fish and fish products](#)

International trade codes for fish and fish products in a user friendly format.



Sources and time periods:

-Fishing and aquaculture production (2020):  
FAO's [Global Fishery and Aquaculture Production Statistics](#)

-Fish available for consumption (2017):  
FAO's [Fishery and Aquaculture Statistics 2019](#)

-Population (2020), GDP Growth (2016-2020), GDP per Capita (2020):  
IMF's [World Economic Outlook Databases](#)

-Imports, Exports and Share of Trade (2020):  
FAO's [Global Fishery and Aquaculture Commodities Statistics](#)

-GDP, GDP from fisheries, GDP from agriculture (2020):  
World Bank's [World Development Indicators](#),  
OECD's [National Accounts Statistics](#) or  
UNSD's [National Accounts](#)

-Ease of doing business (2020):  
World Bank's [Ease of Doing Business](#) ranking

-Length of Coastline, Exclusive Economic Zone, Exclusive Fishing Zone (2003):  
UNEP's [Global Environment Outlook](#)

### [GLOBEFISH](#)

Explore more market information on the GLOBEFISH website



### [European Price Dashboard](#)

Hundreds of prices, updated every Monday

