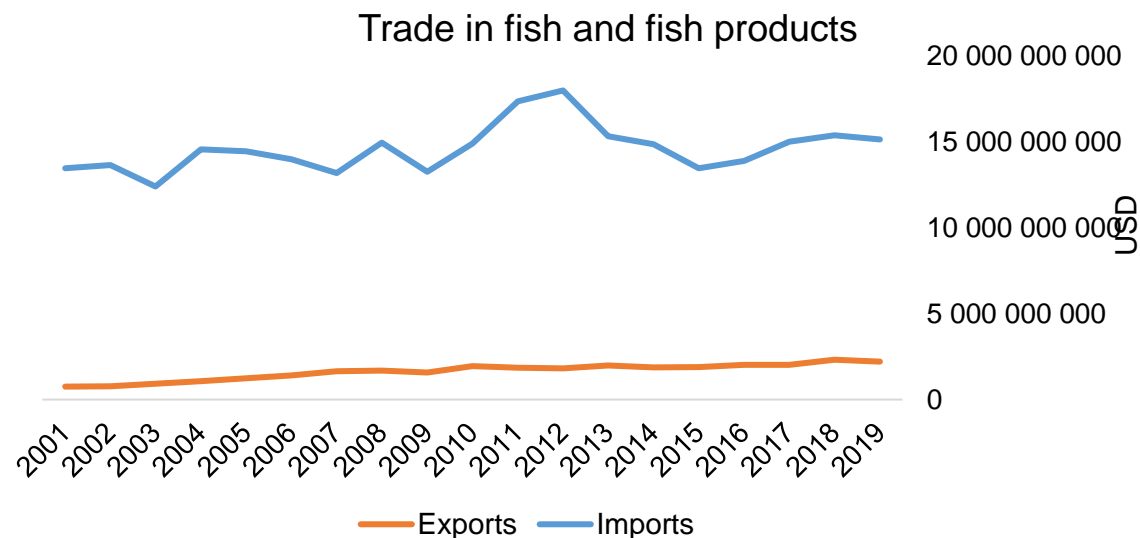




COUNTRY BRIEF

Population	Ease of doing business rank
126 221 000	26th
Length of coastline	Exclusive economic zone
29 020 km	3 648 390 km ²
Average GDP growth	GDP per capita
1.06%	USD 40 586



GDP from fisheries

N/A

Fish available for consumption

45.8 kg/capita

Imports of fish and fish products - 2019

USD 15 128 022 260

Agricultural GDP from fisheries

N/A

Fisheries and aquaculture production

Total 3 785 095 tonnes

Fisheries 84%

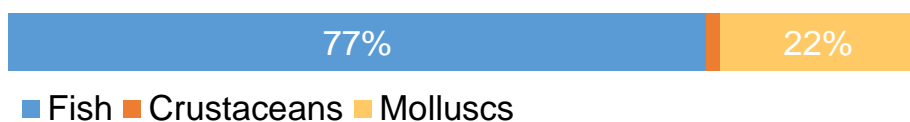
Aquaculture 16%

Exports of fish and fish products - 2019


USD 2 219 711 900

Production and Trade Breakdown

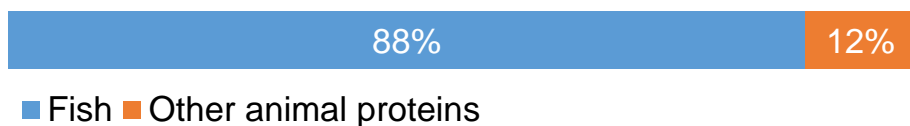
Production by volume



Imports by value



Exports by value



Production - Top 10 Species (Volume)

Rank	Species	Volume (Tonnes)
1 st	Pacific sardine	556 351
2 nd	Yesso scallop	483 901
3 rd	Pacific chub mackerel	450 441
4 th	Skipjack tuna	206 693
5 th	Marine fishes nei	176 335
6 th	Pacific cupped oyster	161 646
7 th	Alaska pollock (Walleye poll.)	154 002
8 th	Japanese amberjack	136 367
9 th	Japanese anchovy	130 069
10 th	Amberjacks nei	108 957

Imports - Top 10 Products (Value)

			USD
1 st	Shrimps, prawns	frozen	1 444 666 350
		HS 0306.17	
2 nd	Tunas, skipjack, stripe-bellied bonito	frozen fillets	811 963 790
		HS 0304.87	
3 rd	Pacific salmon	frozen; excluding fillets, livers and roes	723 360 370
		HS 0303.12	
4 th	Shrimps, prawns	prepared or preserved, not in airtight containers	676 716 690
		HS 1605.21	
5 th	Fish, other than species in 0304	frozen fillets	592 327 020
		HS 0304.89	
6 th	Squid, cuttlefish	frozen	584 825 620
		HS 0307.43	
7 th	Crabs	frozen	571 395 110
		HS 0306.14	
8 th	Fish, other than species in 0304	frozen meat; excluding fillets, livers and roes	548 846 370
		HS 0304.99	
9 th	Fish, other than species in 1604	prepared or preserved; whole or in pieces	503 588 670
		HS 1604.19	
10 th	Livers, roes, milt	frozen	452 522 400
		HS 0303.91	

Exports - Top 10 Products (Value)

			USD
1 st	Scallops	frozen	350 306 360
		HS 0307.22	
2 nd	Sea cucumbers	prepared or preserved	190 561 980
		HS 1605.61	
3 rd	Mackerel	frozen; excluding fillets, livers and roes	188 841 250
		HS 0303.54	
4 th	Fish, other than species in 0304	frozen fillets	147 641 490
		HS 0304.89	
5 th	Fish	prepared or preserved	124 134 230
		HS 1604.20	
6 th	Molluscs	prepared or preserved	98 169 870
		HS 1605.59	
7 th	Fish, other than species in 0303	frozen; excluding fillets, livers and roes	77 606 000
		HS 0303.89	
8 th	Sardines, sardinella, brisling or sprats	frozen; excluding fillets, livers and roes	73 462 160
		HS 0303.53	
9 th	Scallops	prepared or preserved	69 397 010
		HS 1605.52	
10 th	Molluscs	live, fresh or chilled	58 856 940
		HS 0307.91	

Established in 1984, GLOBEFISH is a multi-donor funded project in the Fisheries Division of the Food and Agriculture Organization of the United Nations (FAO), responsible for providing up-to-date market and trade information on fish and fish products.

[Visit our website](#)

[Subscribe to our newsletter](#) or [email us](#)

Recent Publications



[Globefish Highlights](#)

Our flagship publication, focused on prices and analysis of market trends covering a variety of major commodities. Released quarterly.



[Chinese Fish Price Report](#)

Comprehensive coverage of Chinese price trends, market information for commercially significant species, along with industry news and policy updates. Released quarterly.



[European Price Report](#)

Market and price analysis for fish and fish products in the European market. Released monthly.



This is the second edition of the GLOBEFISH Market Profiles produced for this country, and was made at the beginning of 2022.

These profiles are based on nationally reported data or information published by international agencies. As the profile is intended to reflect the most up to date information available, reporting years may vary between sections and commodities.

The designations employed and the presentation of material in this information product do not imply the expression of any opinion whatsoever on the part of FAO concerning the legal or constitutional status of any country, territory or sea area, or the delimitation of frontiers or boundaries.

The data herein presented is compiled by FAO staff at the time of its production, "as is" and "as available", and every effort is made to ensure, but not guarantee, their timeliness, accuracy and completeness. FAO assumes no responsibility for errors and omissions in the data provided. Users are, however, kindly asked to report any errors or deficiencies in this product to FAO GLOBEFISH (globefish@fao.org).

Please note

Re-exports and re-imports are not included.

The term N/A has been used to indicate that information was not found in the indicated sources. The classification of fish and fish products as either processed or unprocessed is very broad, and is intended for indicative purposes only.

[HS codes for fish and fish products](#)

International trade codes for fish and fish products in a user friendly format.



Sources and time periods:

-Fishing and aquaculture production (2019):
FAO's [Global Fishery and Aquaculture Production Statistics](#)

-Fish available for consumption (2017):
FAO's [Fishery and Aquaculture Statistics 2019](#)

-Population (2019), GDP Growth (2015-2019), GDP per Capita (2019):
IMF's [World Economic Outlook Databases](#)

-Imports, Exports and Share of Trade (2000-2019):
FAO's [Global Fishery and Aquaculture Commodities Statistics](#)

-GDP, GDP from fisheries, GDP from agriculture (2019):
World Bank's [World Development Indicators](#),
OECD's [National Accounts Statistics](#) or
UNSD's [National Accounts](#)

-Ease of doing business (2019):
World Bank's [Ease of Doing Business](#) ranking

-Length of Coastline, Exclusive Economic Zone, Exclusive Fishing Zone (2003):
UNEP's [Global Environment Outlook](#)

[GLOBEFISH](#)

Explore more market information on the GLOBEFISH website



[GLOBEFISH on ISSUU](#)

Read GLOBEFISH publications on ISSUU

