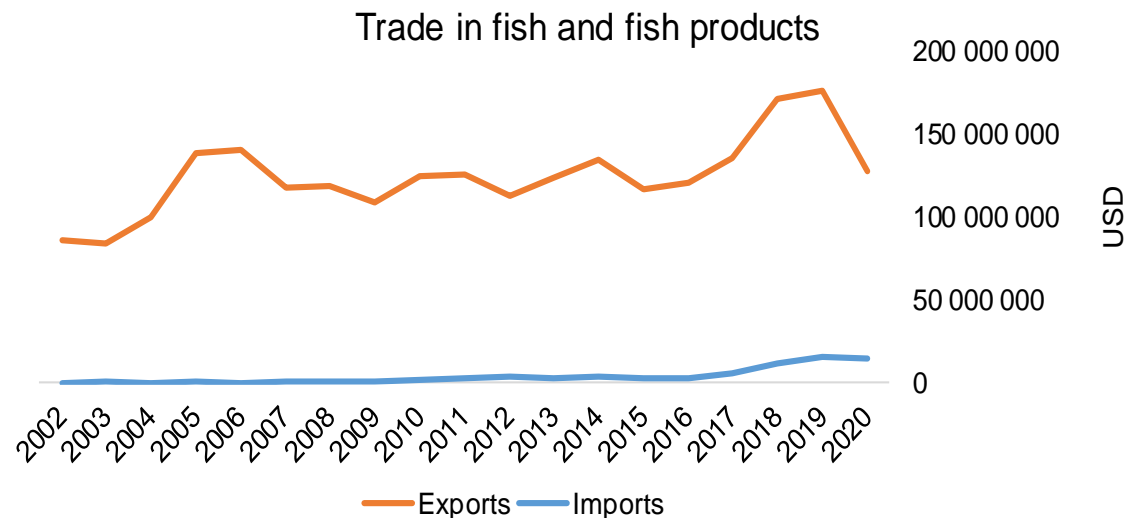




COUNTRY BRIEF

Population	Ease of doing business rank
41 222 000	116th
Length of coastline	EEZ/EFZ
N/A	N/A
Average GDP growth	GDP per capita
7.95%	USD 900



GDP from fisheries

2.39%

Fish available for consumption

11.3 kg/capita

Imports of fish and fish products - 2020

USD 14 585 490

Agricultural GDP from fisheries

9.53%

Fisheries and aquaculture production

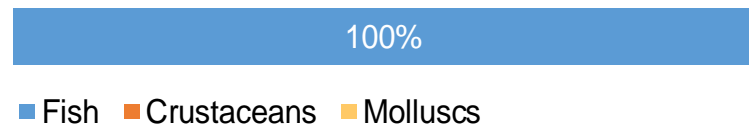
Total	690 158 tonnes
Fisheries	82%
Aquaculture	18%

Exports of fish and fish products - 2020

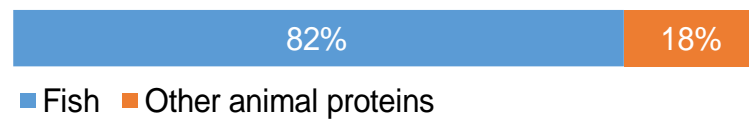
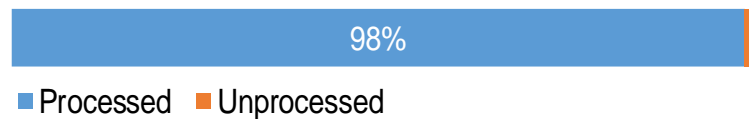
USD 127 626 160

Production and Trade Breakdown

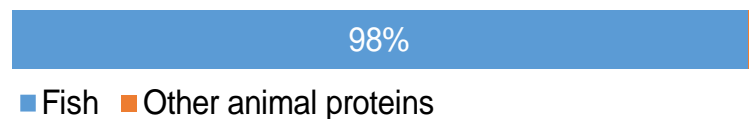
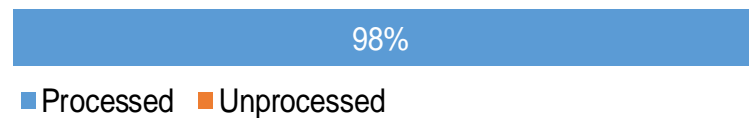
Production by volume



Imports by value



Exports by value



Production - Top 10 Species (Volume)

Rank	Species	Volume (Tonnes)
1 st	Cyprinids nei	154 462
2 nd	Silver cyprinid	101 284
3 rd	Nurse tetra	92 366
4 th	Nile perch	88 496
5 th	Nile tilapia	86 011
6 th	Tilapias nei	52 792
7 th	North African catfish	37 488
8 th	Characins nei	19 620
9 th	Torpedo-shaped catfishes nei	11 927
10 th	African lungfishes	10 677

Imports - Top 10 Products (Value)

			USD
1 st	Fish heads, tails, maws	dried, smoked, salted or in brine HS 0305.72	9 550 860
2 nd	Sardines, sardinella, brisling or sprats	prepared or preserved; whole or in pieces HS 1604.13	2 263 020
3 rd	Fish, other than species in 0305.4	smoked, including fillets HS 0305.49	1 221 310
4 th	Fish, other than species in 0305	salted or in brine, not dried or smoked HS 0305.69	956 320
5 th	Fish	dried, whether or not salted; not smoked HS 0305.59	143 370
6 th	Shrimps, prawns	frozen HS 0306.17	138 840
7 th	Tunas, skipjack, bonito	prepared or preserved; whole or in pieces HS 1604.14	77 740
8 th	Sockeye salmon (red salmon)	frozen; excluding fillets, livers and roes HS 0303.11	46 900
9 th	Tilapias, catfish, carp, eels, Nile perch, snakeheads	dried, salted or in brine; not smoked HS 0305.31	32 540
10 th	Nile perch	frozen fillets HS 0304.63	17 480

Exports - Top 10 Products (Value)


			USD
1 st	Nile perch	fresh or chilled fillets HS 0304.33	54 566 100
2 nd	Fish heads, tails, maws	dried, smoked, salted or in brine HS 0305.72	47 063 260
3 rd	Nile perch	frozen fillets HS 0304.63	17 782 760
4 th	Sardines, sardinella, brisling or sprats	prepared or preserved; whole or in pieces HS 1604.13	2 713 290
5 th	Carp, eels	fresh or chilled fillets HS 0304.39	1 572 940
6 th	Tilapias	fresh or chilled; excluding fillets, livers and roes HS 0302.71	1 260 890
7 th	Salmonidae	frozen; excluding fillets, livers and roes HS 0303.19	887 060
8 th	Fish fins, other edible offal	dried, smoked, salted or in brine HS 0305.79	503 890
9 th	Fish	dried, whether or not salted; not smoked HS 0305.59	445 920
10 th	Fish, other than species in 0305.4	smoked, including fillets HS 0305.49	362 140

Established in 1984, GLOBEFISH is a multi-donor funded project in the Fisheries Division of the Food and Agriculture Organization of the United Nations (FAO), responsible for providing up-to-date market and trade information on fish and fish products.

[Visit our website](#)

[Subscribe to our newsletter](#) or [email us](#)

Recent Publications



[Globefish Highlights](#)

Our flagship publication, focused on prices and analysis of market trends covering a variety of major commodities. Released quarterly.



[Chinese Fish Price Report](#)

Comprehensive coverage of Chinese price trends, market information for commercially significant species, along with industry news and policy updates. Released quarterly.



[European Price Report](#)

Market and price analysis for fish and fish products in the European market. Released monthly.



This is the second edition of the GLOBEFISH Market Profiles produced for this country, and was made at the beginning of 2023.

These profiles are based on nationally reported data or information published by international agencies. As the profile is intended to reflect the most up to date information available, reporting years may vary between sections and commodities.

The designations employed and the presentation of material in this information product do not imply the expression of any opinion whatsoever on the part of FAO concerning the legal or constitutional status of any country, territory or sea area, or the delimitation of frontiers or boundaries.

The data herein presented is compiled by FAO staff at the time of its production, "as is" and "as available", and every effort is made to ensure, but not guarantee, their timeliness, accuracy and completeness. FAO assumes no responsibility for errors and omissions in the data provided. Users are, however, kindly asked to report any errors or deficiencies in this product to FAO GLOBEFISH (globefish@fao.org).

Please note

Re-exports and re-imports are not included. The term N/A has been used to indicate that information was not found in the indicated sources. The classification of fish and fish products as either processed or unprocessed is very broad and is intended for indicative purposes only.

[HS codes for fish and fish products](#)

International trade codes for fish and fish products in a user friendly format.



Sources and time periods:

-Fishing and aquaculture production (2020):
FAO's [Global Fishery and Aquaculture Production Statistics](#)

-Fish available for consumption (2017):
FAO's [Fishery and Aquaculture Statistics 2019](#)

-Population (2020), GDP Growth (2016-2020), GDP per Capita (2020):
IMF's [World Economic Outlook Databases](#)

-Imports, Exports and Share of Trade (2020):
FAO's [Global Fishery and Aquaculture Commodities Statistics](#)

-GDP, GDP from fisheries, GDP from agriculture (2020):
World Bank's [World Development Indicators](#),
OECD's [National Accounts Statistics](#) or
UNSD's [National Accounts](#)

-Ease of doing business (2020):
World Bank's [Ease of Doing Business](#) ranking

-Length of Coastline, Exclusive Economic Zone, Exclusive Fishing Zone (2003):
UNEP's [Global Environment Outlook](#)

[GLOBEFISH](#)

Explore more market information on the GLOBEFISH website



[European Price Dashboard](#)

Hundreds of prices, updated every Monday

