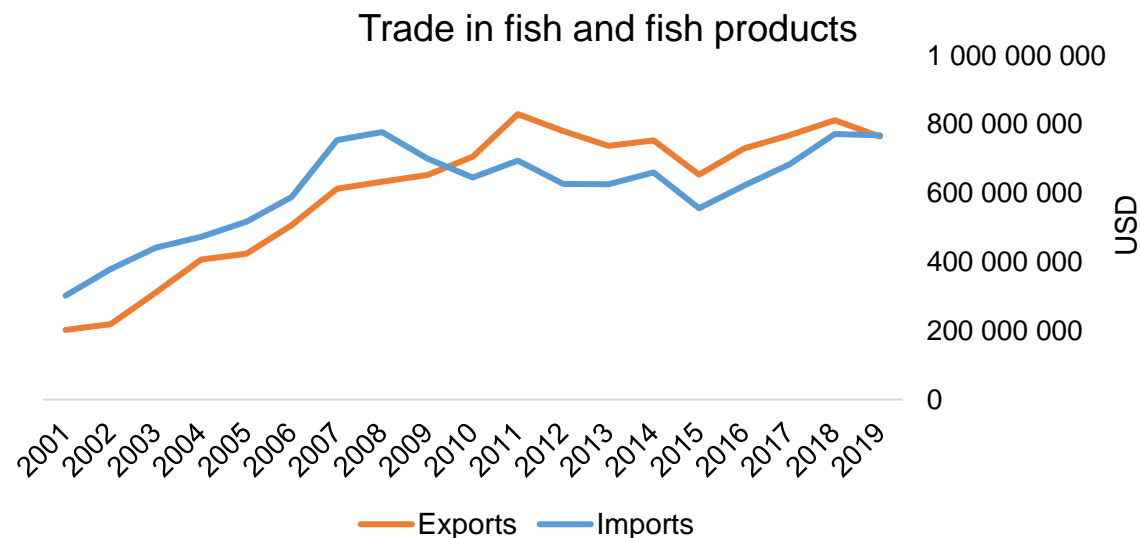




COUNTRY BRIEF

Population	Ease of doing business rank
10 725 000	75th
Length of coastline	Exclusive fishing zone
15 147 km	114 914 km ²
Average GDP growth	GDP per capita
1.03%	USD 19 587



GDP from fisheries

0.32%

Fish available for consumption

19.4 kg/capita

Imports of fish and fish products - 2019

USD 768 835 520

Agricultural GDP from fisheries

8.44%

Fisheries and aquaculture production

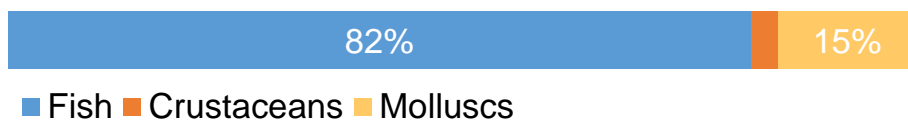
Total	211 858 tonnes
Fisheries	39%
Aquaculture	61%

Exports of fish and fish products - 2019

USD 764 967 180

Production and Trade Breakdown

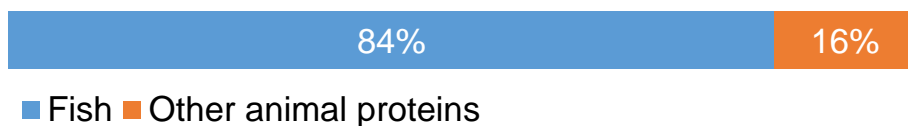
Production by volume



Imports by value



Exports by value



Production - Top 10 Species (Volume)

Rank	Species	Volume (Tonnes)
1 st	Gilthead seabream	55 956
2 nd	European seabass	41 548
3 rd	Mediterranean mussel	23 734
4 th	European anchovy	15 278
5 th	European pilchard (Sardine)	13 581
6 th	Marine fishes nei	5 027
7 th	European hake	4 429
8 th	Red porgy	3 652
9 th	Bogue	3 620
10 th	Deep-water rose shrimp	3 387

Imports - Top 10 Products (Value)

			USD
1 st	Flours, meals, pellets. Unfit for human consumption	from fish or aquatic invertebrates HS 2301.20	124 167 600
2 nd	Squid, cuttlefish	frozen HS 0307.43	79 670 330
3 rd	Atlantic, Danube salmon	fresh or chilled; excluding fillets, livers and roes HS 0302.14	60 706 620
4 th	Shrimps, prawns	frozen HS 0306.17	59 914 490
5 th	Octopus	frozen HS 0307.52	46 012 280
6 th	Tunas, skipjack, bonito	prepared or preserved; whole or in pieces HS 1604.14	43 883 680
7 th	Fish fats or oils and fractions thereof	not chemically modified or from fish-livers HS 1504.20	36 247 720
8 th	Seabream	fresh or chilled; excluding fillets, livers and roes HS 0302.85	31 402 600
9 th	Pacific, Atlantic, Danube salmon	smoked, including fillets HS 0305.41	28 394 830
10 th	Seabass	fresh or chilled; excluding fillets, livers and roes HS 0302.84	20 623 900

Exports - Top 10 Products (Value)


			USD
1 st	Seabream	fresh or chilled; excluding fillets, livers and roes HS 0302.85	284 075 850
2 nd	Seabass	fresh or chilled; excluding fillets, livers and roes HS 0302.84	236 383 890
3 rd	Pacific, Atlantic, Danube salmon	smoked, including fillets HS 0305.41	60 421 430
4 th	Fish, other than species in 0302	fresh or chilled; excluding fillets, livers and roes HS 0302.89	36 626 990
5 th	Shrimps, prawns	frozen HS 0306.17	16 057 700
6 th	Fish, other than species in 0304	frozen fillets HS 0304.89	15 405 530
7 th	Squid, cuttlefish	frozen HS 0307.43	11 695 810
8 th	Mussels	live, fresh or chilled HS 0307.31	7 865 100
9 th	Fish	live HS 0301.99	6 934 690
10 th	Octopus	frozen HS 0307.52	5 345 280

Established in 1984, GLOBEFISH is a multi-donor funded project in the Fisheries Division of the Food and Agriculture Organization of the United Nations (FAO), responsible for providing up-to-date market and trade information on fish and fish products.

[Visit our website](#)

[Subscribe to our newsletter](#) or [email us](#)

Recent Publications



[Globefish Highlights](#)

Our flagship publication, focused on prices and analysis of market trends covering a variety of major commodities. Released quarterly.



[Chinese Fish Price Report](#)

Comprehensive coverage of Chinese price trends, market information for commercially significant species, along with industry news and policy updates. Released quarterly.



[European Price Report](#)

Market and price analysis for fish and fish products in the European market. Released monthly.



This is the second edition of the GLOBEFISH Market Profiles produced for this country, and was made at the beginning of 2022.

These profiles are based on nationally reported data or information published by international agencies. As the profile is intended to reflect the most up to date information available, reporting years may vary between sections and commodities.

The designations employed and the presentation of material in this information product do not imply the expression of any opinion whatsoever on the part of FAO concerning the legal or constitutional status of any country, territory or sea area, or the delimitation of frontiers or boundaries.

The data herein presented is compiled by FAO staff at the time of its production, "as is" and "as available", and every effort is made to ensure, but not guarantee, their timeliness, accuracy and completeness. FAO assumes no responsibility for errors and omissions in the data provided. Users are, however, kindly asked to report any errors or deficiencies in this product to FAO GLOBEFISH (globefish@fao.org).

Please note

Re-exports and re-imports are not included. The term N/A has been used to indicate that information was not found in the indicated sources. The classification of fish and fish products as either processed or unprocessed is very broad, and is intended for indicative purposes only.

[HS codes for fish and fish products](#)

International trade codes for fish and fish products in a user friendly format.



Sources and time periods:

-Fishing and aquaculture production (2019):
FAO's [Global Fishery and Aquaculture Production Statistics](#)

-Fish available for consumption (2017):
FAO's [Fishery and Aquaculture Statistics 2019](#)

-Population (2019), GDP Growth (2015-2019), GDP per Capita (2019):
IMF's [World Economic Outlook Databases](#)

-Imports, Exports and Share of Trade (2000-2019):
FAO's [Global Fishery and Aquaculture Commodities Statistics](#)

-GDP, GDP from fisheries, GDP from agriculture (2019):
World Bank's [World Development Indicators](#),
OECD's [National Accounts Statistics](#) or
UNSD's [National Accounts](#)

-Ease of doing business (2019):
World Bank's [Ease of Doing Business](#) ranking

-Length of Coastline, Exclusive Economic Zone, Exclusive Fishing Zone (2003):
UNEP's [Global Environment Outlook](#)

[GLOBEFISH](#)

Explore more market information on the GLOBEFISH website



[GLOBEFISH on ISSUU](#)

Read GLOBEFISH publications on ISSUU

