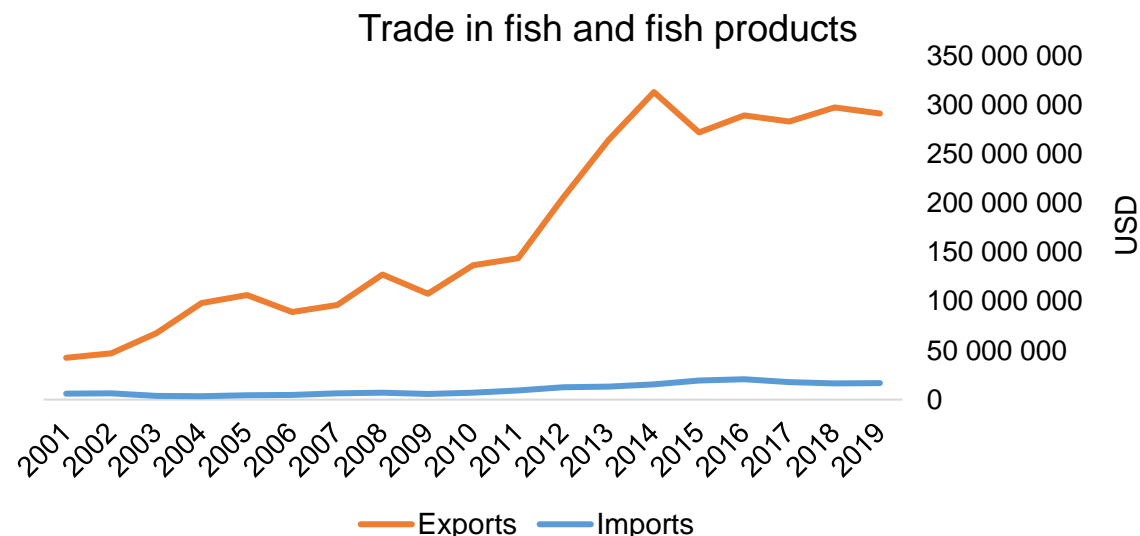




COUNTRY BRIEF

Population	Ease of doing business rank
6 528 000	135th
Length of coastline	Exclusive fishing zone
1 915 km	94 900 km ²
Average GDP growth	GDP per capita
4.79%	USD 1 927



GDP from fisheries

0.79%

Fish available for consumption

6.9 kg/capita

Imports of fish and fish products - 2019

USD 16 958 190

Agricultural GDP from fisheries

5.13%

Fisheries and aquaculture production


Total	80 814 tonnes
Fisheries	63%
Aquaculture	37%

Exports of fish and fish products - 2019


USD 291 207 060

Production and Trade Breakdown

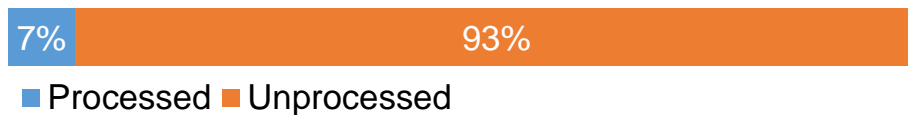
Production by volume



Imports by value



Exports by value



Production - Top 10 Species (Volume)

Rank	Species	Volume (Tonnes)
1 st	Whiteleg shrimp	29 490
2 nd	Stromboid conchs nei	10 890
3 rd	Skipjack tuna	8 091
4 th	Yellowfin tuna	7 111
5 th	Sea cucumbers nei	6 200
6 th	Caribbean spiny lobster	4 975
7 th	Bigeye tuna	2 629
8 th	Snappers nei	1 745
9 th	Penaeus shrimps nei	1 610
10 th	Craylets, squat lobsters nei	1 600

Imports - Top 10 Products (Value)

			USD
1 st	Sardines, sardinella, brisling or sprats	prepared or preserved; whole or in pieces HS 1604.13	5 444 920
2 nd	Tunas, skipjack, bonito	prepared or preserved; whole or in pieces HS 1604.14	3 449 650
3 rd	Shrimps, prawns	live, fresh or chilled HS 0306.36	2 479 630
4 th	Flours, meals, pellets. Unfit for human consumption	from fish or aquatic invertebrates HS 2301.20	2 288 060
5 th	Catfish	frozen fillets HS 0304.62	1 191 140
6 th	Fish fats or oils and fractions thereof	not chemically modified or from fish-livers HS 1504.20	507 310
7 th	Pacific, Atlantic, Danube salmon	frozen fillets HS 0304.81	492 560
8 th	Squid, cuttlefish	frozen HS 0307.43	164 890
9 th	Tilapias	frozen fillets HS 0304.61	145 890
10 th	Pacific, Atlantic, Danube salmon	smoked, including fillets HS 0305.41	110 560

Exports - Top 10 Products (Value)


			USD
1 st	Shrimps, prawns	frozen HS 0306.17	158 996 980
2 nd	Crustaceans	frozen; includes derivative flours, meals and pellets HS 0306.19	61 011 710
3 rd	Fish, other than species in 0302	fresh or chilled; excluding fillets, livers and roes HS 0302.89	15 761 970
4 th	Stromboid conchs	frozen HS 0307.84	11 569 940
5 th	Rock lobster, other sea crawfish	frozen HS 0306.11	9 668 280
6 th	Sea cucumbers	dried, smoked, salted or in brine or smoked HS 0308.19	8 298 470
7 th	Fish, other than species in 0304	frozen fillets HS 0304.89	4 728 280
8 th	Crab	prepared or preserved HS 1605.10	3 718 740
9 th	Sea cucumbers	prepared or preserved HS 1605.61	3 305 050
10 th	Non-freshwater ornamental fish	live HS 0301.19	2 851 240

Established in 1984, GLOBEFISH is a multi-donor funded project in the Fisheries Division of the Food and Agriculture Organization of the United Nations (FAO), responsible for providing up-to-date market and trade information on fish and fish products.

[Visit our website](#)

[Subscribe to our newsletter](#) or [email us](#)

Recent Publications



[Globefish Highlights](#)

Our flagship publication, focused on prices and analysis of market trends covering a variety of major commodities. Released quarterly.



[Chinese Fish Price Report](#)

Comprehensive coverage of Chinese price trends, market information for commercially significant species, along with industry news and policy updates. Released quarterly.



[European Price Report](#)

Market and price analysis for fish and fish products in the European market. Released monthly.



This is the second edition of the GLOBEFISH Market Profiles produced for this country, and was made at the beginning of 2022.

These profiles are based on nationally reported data or information published by international agencies. As the profile is intended to reflect the most up to date information available, reporting years may vary between sections and commodities.

The designations employed and the presentation of material in this information product do not imply the expression of any opinion whatsoever on the part of FAO concerning the legal or constitutional status of any country, territory or sea area, or the delimitation of frontiers or boundaries.

The data herein presented is compiled by FAO staff at the time of its production, "as is" and "as available", and every effort is made to ensure, but not guarantee, their timeliness, accuracy and completeness. FAO assumes no responsibility for errors and omissions in the data provided. Users are, however, kindly asked to report any errors or deficiencies in this product to FAO GLOBEFISH (globefish@fao.org).

Please note

Re-exports and re-imports are not included.

The term N/A has been used to indicate that information was not found in the indicated sources. The classification of fish and fish products as either processed or unprocessed is very broad, and is intended for indicative purposes only.

[HS codes for fish and fish products](#)

International trade codes for fish and fish products in a user friendly format.



Sources and time periods:

-Fishing and aquaculture production (2019):
FAO's [Global Fishery and Aquaculture Production Statistics](#)

-Fish available for consumption (2017):
FAO's [Fishery and Aquaculture Statistics 2019](#)

-Population (2019), GDP Growth (2015-2019), GDP per Capita (2019):
IMF's [World Economic Outlook Databases](#)

-Imports, Exports and Share of Trade (2000-2019):
FAO's [Global Fishery and Aquaculture Commodities Statistics](#)

-GDP, GDP from fisheries, GDP from agriculture (2019):
World Bank's [World Development Indicators](#),
OECD's [National Accounts Statistics](#) or
UNSD's [National Accounts](#)

-Ease of doing business (2019):
World Bank's [Ease of Doing Business](#) ranking

-Length of Coastline, Exclusive Economic Zone, Exclusive Fishing Zone (2003):
UNEP's [Global Environment Outlook](#)

[GLOBEFISH](#)

Explore more market information on the GLOBEFISH website



[GLOBEFISH on ISSUU](#)

Read GLOBEFISH publications on ISSUU

