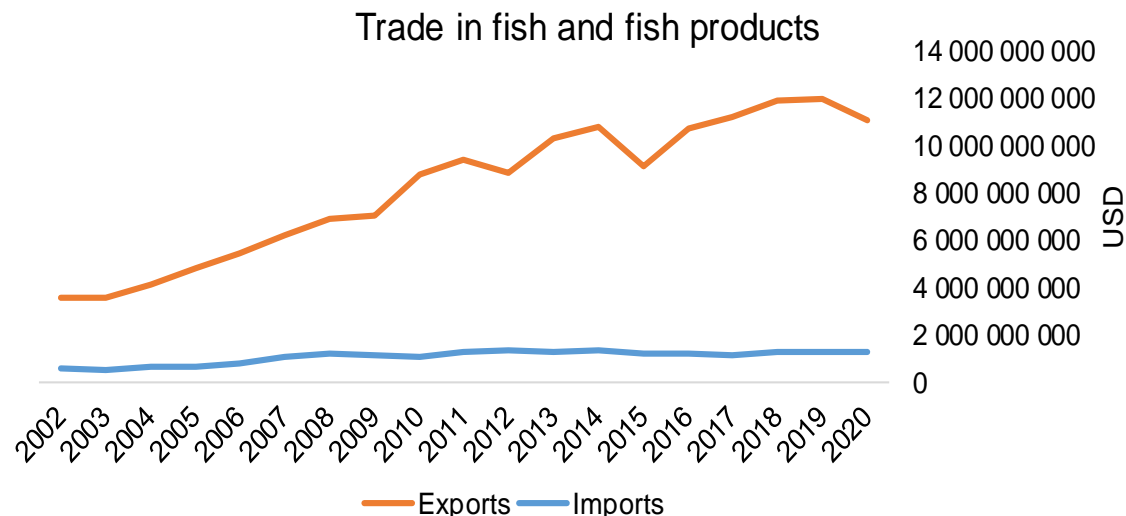




COUNTRY BRIEF

Population	Ease of doing business rank
5 385 000	9th
Length of coastline	Exclusive economic zone
53 199 km	1 095 060 km ²
Average GDP growth	GDP per capita
2.55%	USD 67 300



GDP from fisheries

1.27%

Fish available for consumption

51.4 kg/capita

Imports of fish and fish products - 2020

USD 1 272 260 290

Agricultural GDP from fisheries

73.54%

Fisheries and aquaculture production

Total 3 940 977 tonnes

Fisheries 62%

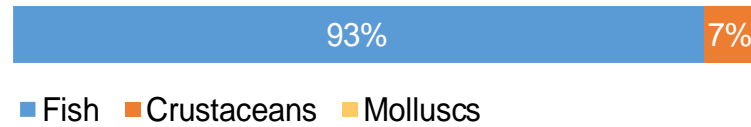
Aquaculture 38%

Exports of fish and fish products - 2020


USD 11 132 383 810

Production and Trade Breakdown

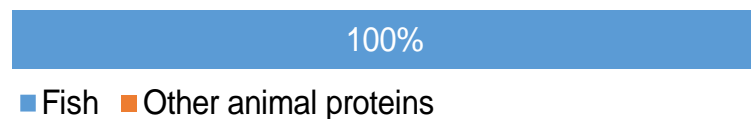
Production by volume



Imports by value



Exports by value



Production - Top 10 Species (Volume)

Rank	Species	Volume (Tonnes)
1 st	Atlantic salmon	1 388 762
2 nd	Atlantic herring	527 442
3 rd	Blue whiting (Poutassou)	354 033
4 th	Atlantic cod	327 652
5 th	Antarctic krill	245 209
6 th	Sandeels (Sandlances) nei	244 379
7 th	Atlantic mackerel	211 617
8 th	Saithe (Pollock)	190 303
9 th	Rainbow trout	96 132
10 th	Haddock	90 597

Imports - Top 10 Products (Value)

			USD
1 st	Fish fats or oils and fractions thereof	not chemically modified or from fish-livers HS 1504.20	477 132 300
2 nd	Flours, meals, pellets. Unfit for human consumption	from fish or aquatic invertebrates HS 2301.20	236 207 090
3 rd	Mackerel	fresh or chilled; excluding fillets, livers and roes HS 0302.44	131 947 980
4 th	Shrimps, prawns	frozen HS 0306.17	62 851 640
5 th	Cod	frozen; excluding fillets, livers and roes HS 0303.63	49 718 760
6 th	Shrimps, prawns	prepared or preserved, not in airtight containers HS 1605.21	48 956 210
7 th	Cod	frozen fillets HS 0304.71	44 437 070
8 th	Herrings	fresh or chilled; excluding fillets, livers and roes HS 0302.41	25 135 420
9 th	Fish, other than species in 1604	prepared or preserved; whole or in pieces HS 1604.19	24 059 700
10 th	Fish	prepared or preserved HS 1604.20	22 474 010

Exports - Top 10 Products (Value)

			USD
1 st	Atlantic, Danube salmon	fresh or chilled; excluding fillets, livers and roes HS 0302.14	5 647 470 420
2 nd	Pacific, Atlantic, Danube salmon	fresh or chilled fillets HS 0304.41	1 045 881 170
3 rd	Pacific, Atlantic, Danube salmon	frozen fillets HS 0304.81	609 562 060
4 th	Mackerel	frozen; excluding fillets, livers and roes HS 0303.54	494 890 640
5 th	Cod	dried, whether or not salted; not smoked HS 0305.51	328 841 040
6 th	Trout	fresh or chilled; excluding fillets, livers and roes HS 0302.11	276 488 480
7 th	Cod	frozen; excluding fillets, livers and roes HS 0303.63	232 231 930
8 th	Fish	dried, whether or not salted; not smoked HS 0305.53	205 542 310
9 th	Cod	fresh or chilled; excluding fillets, livers and roes HS 0302.51	188 592 480
10 th	Fish fats or oils and fractions thereof	not chemically modified or from fish-livers HS 1504.20	177 716 760

A GLOBEFISH Product

Information, Disclaimer


Sources

Established in 1984, GLOBEFISH is a multi-donor funded project in the Fisheries Division of the Food and Agriculture Organization of the United Nations (FAO), responsible for providing up-to-date market and trade information on fish and fish products.

[Visit our website](#)

[Subscribe to our newsletter](#) or [email us](#)

Recent Publications



[Globefish Highlights](#)

Our flagship publication, focused on prices and analysis of market trends covering a variety of major commodities. Released quarterly.



[Chinese Fish Price Report](#)

Comprehensive coverage of Chinese price trends, market information for commercially significant species, along with industry news and policy updates. Released quarterly.



[European Price Report](#)

Market and price analysis for fish and fish products in the European market. Released monthly.



This is the second edition of the GLOBEFISH Market Profiles produced for this country, and was made at the beginning of 2023.

These profiles are based on nationally reported data or information published by international agencies. As the profile is intended to reflect the most up to date information available, reporting years may vary between sections and commodities.

The designations employed and the presentation of material in this information product do not imply the expression of any opinion whatsoever on the part of FAO concerning the legal or constitutional status of any country, territory or sea area, or the delimitation of frontiers or boundaries.

The data herein presented is compiled by FAO staff at the time of its production, "as is" and "as available", and every effort is made to ensure, but not guarantee, their timeliness, accuracy and completeness. FAO assumes no responsibility for errors and omissions in the data provided. Users are, however, kindly asked to report any errors or deficiencies in this product to FAO GLOBEFISH (globefish@fao.org).

Please note

Re-exports and re-imports are not included. The term N/A has been used to indicate that information was not found in the indicated sources. The classification of fish and fish products as either processed or unprocessed is very broad and is intended for indicative purposes only.

[HS codes for fish and fish products](#)

International trade codes for fish and fish products in a user friendly format.



Sources and time periods:

-Fishing and aquaculture production (2020):
FAO's [Global Fishery and Aquaculture Production Statistics](#)

-Fish available for consumption (2017):
FAO's [Fishery and Aquaculture Statistics 2019](#)

-Population (2020), GDP Growth (2016-2020), GDP per Capita (2020):
IMF's [World Economic Outlook Databases](#)

-Imports, Exports and Share of Trade (2020):
FAO's [Global Fishery and Aquaculture Commodities Statistics](#)

-GDP, GDP from fisheries, GDP from agriculture (2020):
World Bank's [World Development Indicators](#),
OECD's [National Accounts Statistics](#) or
UNSD's [National Accounts](#)

-Ease of doing business (2020):
World Bank's [Ease of Doing Business](#) ranking

-Length of Coastline, Exclusive Economic Zone, Exclusive Fishing Zone (2003):
UNEP's [Global Environment Outlook](#)

[GLOBEFISH](#)

Explore more market information on the GLOBEFISH website



[European Price Dashboard](#)

Hundreds of prices, updated every Monday

