

Food and Agriculture Organization

Country Programming Framework for Kenya

2014-2017



FAO

COUNTRY PROGRAMMING

FRAMEWORK

FOR KENYA

2014-2017

© FAO, 2014

FAO encourages the use, reproduction and dissemination of material in this information product. Except where otherwise indicated, material may be copied, downloaded and printed for private study, research and teaching purposes, or for use in non-commercial products or services, provided that appropriate acknowledgement of FAO as the source and copyright holder is given and that FAO's endorsement of users' views, products or services is not implied in any way.


All requests for translation and adaptation rights, and for resale and other commercial use rights should be made via www.fao.org/contact-us/licence-request or addressed to copyright@fao.org.

FAO information products are available on the FAO website (www.fao.org/publications) and can be purchased through publications-sales@fao.org.


PHOTO CREDITS

Cover, pages viii, 12: ©FAO
Page 38: ©FAO/John Ngatia
Page 4: ©ActionAid Kenya
Page 16: ©FAO/Sarah Eliot
Page x: ©FAO/Robert Allport
Pages vi, 6, 32, 36, 48: ©FAO/Eric Kimani
Pages 26, 34, 41: ©FAO/Christena Dowsett

ENDORSEMENT



for Ministry of Agriculture,
Livestock and Fisheries



for Food and Agriculture
Organization of the United Nations



LIST OF ACRONYMS.....	ix
EXECUTIVE SUMMARY.....	1
1. INTRODUCTION.....	5
1.1 Background.....	5
1.2 Developing the FAO Country Programming Framework for Kenya.....	5
2. SITUATIONAL ANALYSIS.....	7
2.1 Importance of Agriculture to the Economy.....	7
2.2 Review of Important Sub Sectors.....	8
2.3 Challenges and Opportunities in the Agricultural Sector.....	8
2.4 Agricultural Policy Frameworks.....	10
3. FAO'S COMPARATIVE ADVANTAGE AND PRIORITY AREAS.....	13
3.1 Mandate.....	13
3.2 Statement of Capability.....	13
3.3 Accountability Commitments to Beneficiaries.....	14
3.4 Building on Past Experience.....	14
4. PROGRAMMING FOR RESULTS.....	17
4.1 County Engagement.....	17
4.2 Implementation.....	17
4.3 Outcomes, Outputs and Activities.....	25
5. RESOURCE REQUIREMENTS AND MOBILIZATION STRATEGY.....	31
6. INSTITUTIONAL ARRANGEMENTS FOR IMPLEMENTATION OF THE CPF.....	33
7. MONITORING PERFORMANCE AND REPORTING.....	35
ANNEXES.....	37
Annex 1: CPF Alignment with Other Policy Documents and Frameworks	39
Annex 2: Results Matrix	41
Annex 3: Resource Requirements and Gaps.....	47



LIST OF ACRONYMS

AfDB	African Development Bank
AIDS	Acquired Immune Deficiency Syndrome
ARD	Agriculture and Rural Development Donor Group
ASALs	Arid and semi-arid lands
ASDS	Agricultural Sector Development Strategy 2010 - 2020
ASCU	Agriculture Sector Coordination Unit
CAADP	Comprehensive Africa Agriculture Development Program
CPF	Country Programming Framework
CPP	Country Programme Paper
DRM	Disaster Risk Reduction
EDE	Ending Drought Emergencies
FAO	Food and Agriculture Organization of the United Nations
FAPDA	Food and Agriculture Policy Decision Analysis
FFS	Farmer Field School
FFLS	Farmer Field and Life School
GDP	Gross Domestic Product
GIS	Geographic Information System
GoK	Government of Kenya
HoA	Horn of Africa
IFAD	International Fund for Agricultural Development
IGAD	Intergovernmental Authority on Development
IPC	Integrated Phase Classification System
IPM	Integrated Pest Management
JFFLS	Junior Farmer Field and Life School
JPFNS	Joint Programme on Food Security and Nutrition
KAPS	Knowledge, Attitudes and Practices Survey
KFSSG	Kenya Food Security Steering Group
Ha	Hectare
HIV	Human immunodeficiency virus
MAFSAN	Mapping Actions for Food Security and Nutrition
MT	Metric tonne
MTIP	Medium Term Investment Plan
NDMA	National Drought Management Authority
NGO	Non-governmental organization
NMTPF	National Medium Term Programming Framework
OCHA	United Nations Office for the Coordination of Humanitarian Affairs
OECD	Organisation for Economic Co-operation and Development
PCM	Pesticide Cycle Management
PLWHA	People Living with HIV/AIDS
SFM	Sustainable Forestry Management
SLM	Sustainable Land Management
SMAE	Small- and medium-sized agricultural enterprise
UNDAF	United Nations Development Assistance Framework
UNICEF	United Nations Children's Fund
WFP	United Nations World Food Programme



EXECUTIVE SUMMARY

The FAO Country Programming Framework (CPF) for Kenya sets out priority areas to guide FAO's partnership with and support to the Government of Kenya (GoK) at both national and county level, bringing together innovative international good practices and global standards with national and regional expertise for the next four years from 2014 to 2017. The CPF was prepared following extensive consultation with the GoK and Development Partners through both consultative workshops in 2011 and continuous bilateral discussion through 2012. In order to fully adapt to the devolved system of governance and incorporate emerging priorities, a further consultative workshop was held in early 2014 which resulted in the addition of an outcome on research, innovation and advocacy as well as better definition of outputs and activities throughout the document. The workshop also enabled FAO to clearly define a strategy for engaging with the counties. The CPF puts an immediate emphasis on reducing poverty and hunger in line with Millennium Development Goal 1 (MDG) 1¹ and building a more sustainable and competitive agricultural system that will contribute to the GoK's goal of building a food secure and prosperous Kenya through a commercially-oriented and competitive agricultural sector. The impact of the CPF will be a more competitive and productive agricultural sector and increased food security for Kenyans which will contribute to the achievement of the overarching goal of the CPF which is **the eradication of hunger, food insecurity and malnutrition in Kenya**.

The priority areas outlined in the CPF are closely aligned with the priorities of the GoK as defined in the Medium Term Plan (MTP II) of Kenya's Vision 2030 and have been tailored to contribute to the achievement of the United Nations Development Assistance Framework (UNDAF), building on FAO's comparative advantages within the Agricultural and Rural Development sector. The five CPF priority areas, or outcomes, are also consistent with FAO's sub-regional, regional and global priorities. Whilst the CPF sets out FAO's strategic plan for Kenya, specific approaches and activities will be adapted depending on county level priorities and capacities.

The five major outcomes set out in this document have been developed to reflect and build upon FAO's current programme in Kenya. Through all of its work in Kenya, FAO retains a focus on mainstreaming gender, HIV, nutrition and disaster risk management (DRM) issues all of which contribute to building resilience, closing the gender gap and improving the linkage between food production and adequate nutrition. These are reflected in each of the outcomes of the CPF, to ensure that sufficient resources are invested in these critical areas.

Outcome 1: Agricultural²-based livelihoods and sectors are supported by an enabling policy, strategy and investment environment that promotes equality and inclusivity

FAO will build on the wide range of expertise developed through the Monitoring African Food and Agricultural Policies (MAFAP) programme to support the Government of Kenya (at both National and County level) in the development, adoption and implementation of relevant policies, legislation, strategies and investment programmes. These elements represent the foundation to support agricultural producers through the provision of technical assistance for agricultural policy development, as well as fostering policy dialogue, institutional strengthening and generation of evidence to inform policy formulation. FAO will also provide support to the National and County Government in monitoring the impact of agricultural policies and programmes at both national and county level. In addition, FAO is supporting the Comprehensive Africa Agriculture Development Program (CAADP) Compact Process implementation.

¹ MDG 1: Eradicate extreme poverty and hunger.

² Agricultural refers to crops, livestock, fisheries and aquaculture, cooperatives, food security, nutrition, forestry, water, land and trade sectors.

Outcome 2: Productivity of medium- and small-scale agricultural producers increased, diversified and aligned to markets

FAO will support the National and County Governments to enhance Kenya's competitive position in the agriculture and rural development Sector. Kenya's priorities are to ensure that there is a reduction in the country's production costs, improved value addition and mechanization. FAO will focus on medium- and small-scale producers in the crop, fisheries and livestock sectors, enhancing their productive capacity, promoting diversification and inclusiveness, improving value addition while maintaining nutrition quality and ensuring that production meets market demand. In doing this, FAO will pursue a strategic engagement with Private Sector Actors and support Public Private Partnership (PPP). A particular emphasis will be put on the empowerment of women and youth and persons with special needs in all activities to improve their income and livelihoods.

Outcome 3: Improved management of land, water and other natural resources for enhanced food security and socio-economic development at national, county and community level

FAO has wide-ranging experience in implementing sustainable natural resource management and climate change mitigation/adaptation programmes to address challenges to the agricultural sector. This experience will be used to build capacity at community and national level in climate-smart agriculture, sustainable land management (SLM), agriculture and water management, soil and water conservation, sustainable forest management (SFM), sustainable rangeland management, sustainable fisheries and aquaculture production and fisheries management, integrated pest management (IPM) and pesticide cycle management (PCM). A structured framework for partnership with donors, UN agencies, international Non-Governmental Organizations (NGOs), research institutions, community groups and the private sector (which will be developed under outcome 1) will support improved coordination and the promotion of good practices in natural resource management.

Outcome 4: Improved livelihood resilience of targeted, vulnerable populations

Agriculture is arguably the sector most affected by climate change and people living in arid and semi-arid lands (ASALs) bear the brunt of its negative impacts. FAO will support Kenya to address challenges faced by vulnerable populations, including people living with HIV/Aids (PLWHA), men, women and youth (particularly those living in Kenya's arid and semi-arid lands, or ASALs), through enhancing their productive capacity, increasing availability of livelihood options and improving their ability to prepare for and respond to shocks through DRM initiatives.

Outcome 5: Access to and use of information, innovation, a global pool of knowledge and expertise drives holistic growth in the agricultural sector

FAO will use the vast resources of available knowledge and experience to promote innovation and advocate for increased efficiencies in the agricultural sector.

By endorsing the CPF 2014–2017, the GoK is committed to providing its institutional capacity and resources to facilitate the achievement of the objectives and actions proposed in this document. The CPF will be implemented in partnership and alignment with the joint efforts of the GoK and the donor community for improved coordination and aid effectiveness.



1. INTRODUCTION

1.1 Background

The Food and Agriculture Organization of the United Nations (FAO) is a key stakeholder in the agricultural sector in Kenya. FAO has been working with the Government of Kenya (GoK) in all aspects of food security and agriculture for decades, even before the FAO country office was established in 1977.

The FAO Country Programming Framework for Kenya (CPF) 2014 - 2017 builds upon and replaces the National Medium Term Priority Framework (NMTPF). The CPF outlines FAO's contribution to the achievement of national agricultural priorities and objectives as defined in key Government policy documents, in particular Kenya's Agricultural Sector Development Strategy (ASDS) 2010-2020. The ASDS foresees a food secure and prosperous nation by 2020 and aims to achieve a paradigm shift from subsistence to business-oriented agriculture. The CPF has also been developed in alignment with the broader Comprehensive Africa Agriculture Development Programme (CAADP), signed by Kenya in 2010.

The 2014 revision of the CPF further aligns FAO's programme with the devolution process and will drive a much closer and more dynamic engagement with the county governments.

The CPF reflects the priorities set out in the current United Nations Development Assistance Framework (UNDAF) 2014-2018 for Kenya and provides a solid basis for engagement with other UN agencies. The CPF will serve to increase the impact of FAO's work in Kenya and provide a basis for additional resource mobilization and partnership opportunities.

Given FAO's mandate and its expertise in agriculture and natural resource management in Kenya, the Organization is uniquely positioned to support the continued development of the agricultural sector in the country and therefore positively impact the lives and livelihoods of the majority of Kenyans.

1.2 Developing the FAO Country Programming Framework for Kenya

In developing the CPF, FAO has consulted widely with both the GoK and development partners. The process was initiated through priority-setting workshops which defined the areas of FAO's comparative advantage and the five outcome areas of focus for the CPF. These outcome areas were then discussed with Government and other stakeholders for review to ensure alignment with national priorities.

The CPF will adhere to the following principles:

- **Accountability** to beneficiaries, the GoK, donors and partners;
- **Participation** of beneficiaries and relevant stakeholders in project design and review;
- **Partnership** with the GoK, development partners and other actors, target communities and the private sector, ensuring active coordination of all interventions;
- **Integration** to ensure interventions work across sectors and disciplines, consider market-based approaches, look at managing natural resources in a holistic manner, and link short-term responses to longer-term, sustainable initiatives;
- **Gender equality** so that gender issues are integrated in policies, projects and programmes and capacity for gender mainstreaming among staff and partners is strengthened. Inclusion so that the needs and rights of the most vulnerable, such as the disabled, the elderly, and people with HIV/AIDS, are incorporated in all activities.

This CPF document reviews the status of agriculture in Kenya and provides an analysis of sector-specific challenges and opportunities. Suitable areas for FAO interventions are identified and justified in accordance with FAO's comparative advantages, GoK priorities (including those defined in the Medium Term Plan II towards the achievement of Kenya's Vision 2030), UNDAF outcomes and FAO Strategic Objectives. Finally, outcome areas are discussed in detail, culminating in a presentation of the elements of the implementation strategy. The document is supported by annexes, including: i) CPF alignment with other policy documents and frameworks; ii) a results matrix; and iii) a matrix showing resource requirements and gaps.

The CPF remains a working document and will be revised periodically in collaboration with key national and county stakeholders in order to keep pace with changing priorities and emerging issues affecting the agricultural sector.



2. SITUATIONAL ANALYSIS

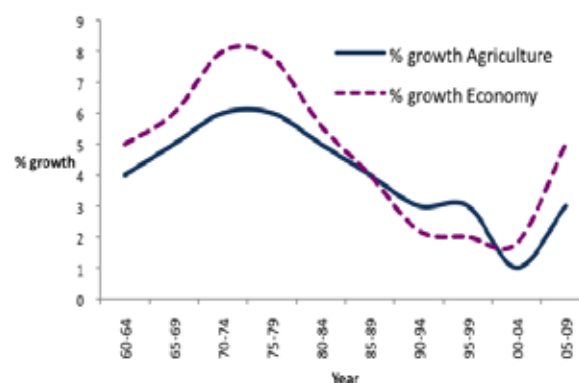
2.1 Importance of Agriculture to the Economy

The Agriculture sector continues to play a vital role in the rural economy. The sector was one of the first to fully devolve the function of service provision to the county governments underscoring the importance of County Governments role in ensuring food security. Agriculture is key to Kenya's economy, contributing 26 per cent of the Gross Domestic Product (GDP) and another 27 per cent of GDP indirectly through linkages with other sectors. The sector employs more than 40 per cent of the total population and more than 70 per cent of Kenya's rural people. Agriculture in Kenya is large and complex, with a multitude of public, parastatal, non-governmental and private actors. The sector accounts for 65 per cent of the export earnings, and provides the livelihood (employment, income and food security needs) for more than 80 per cent of the Kenyan population and contributes to improving nutrition through production of safe, diverse and nutrient dense foods. The sector is also the main driver of the non-agricultural economy with a multiplier effect of 1.64³ including manufacturing, providing inputs and markets for non-agricultural operations such as building/construction, transportation, tourism, education and other social services. When the sector performs well, the entire economy performs well, with the converse equally true (Figure 1).

The dynamics of poverty within Kenya are changing and directly influence the country's agricultural sector. Currently 46 per cent of the population live on less than 1 USD a day, 36.5 per cent are food insecure⁴ and 35 per cent of children under five are stunted (chronically malnourished) in Kenya⁵. The country's population has increased significantly (growing from 11 million in 1970 to 39.5 million in 2011⁵) and at the current rate of growth, it will double in the next 27 years⁶, reaching 81 million by 2039. As a result of this rapid increase, land parcels in the areas of high agricultural potential (which represents 20 per cent of the country's land surface) are decreasing in size, affecting food production. Farmers, who are used to rain-fed farming systems, are being pushed into dryer, more marginal areas where they become increasingly vulnerable to drought and the unpredictability of weather patterns resulting from climate change. The population increase, coupled with the expansion of agriculture into arid lands, has affected the dynamics of pastoralism, where increased competition for natural resources has sparked escalated conflict in some areas. Furthermore, there has been a marked increase in the numbers of people dropping out of the nomadic livelihood, often moving into settled communities which are heavily reliant on food aid.

Given the importance of agriculture in rural areas of Kenya where poverty is prevalent, the sector's importance in poverty alleviation cannot be overstated. Strengthening and improving the performance of the agricultural sector and enabling the engagement of the poorest and most vulnerable in this process is therefore a prerequisite and a necessary condition for achieving recovery and growth in Kenya after recent years of drought and slow development.

Figure 1: Relationship between agricultural sector and economic growth



Source: Agricultural Sector Development Strategy (ASDS) 2010 – 2020

³ Ministry of Agriculture, Strategic Plan 2008 – 2012, Short Version

⁴ IFAD Rural Poverty Portal (<http://www.ruralpovertyportal.org/>)

⁵ Kenya National Bureau of Statistics, Kenya Facts and Figures 2012

⁶ IFAD Rural Poverty Portal (<http://www.ruralpovertyportal.org/>)

2.2 Review of Important Sub Sectors

Smallholder farming

The smallholder farming sub-sector, primarily comprised of mixed crop and livestock farms, accounts for 75 per cent of the total agricultural output and 70 per cent of marketed agricultural produce. Small-scale farmers produce over 70 per cent of the nation's maize, 65 per cent of its coffee and 50 per cent of its tea⁷. Currently, the use of appropriate inputs such as hybrid seed, fertilizer and pesticides has been relatively low, resulting in declining yields.

Livestock

Pastoral production dominates the livestock sector, with 80 per cent of the country's livestock produced in pastoral and agro-pastoral systems. The remaining livestock are primarily raised on mixed farms with the majority of excess milk sold in the informal market despite a strong dairy sector and an increase in the number of dairy cooperatives. A recent study conducted by the Intergovernmental Authority on Development (IGAD) Livestock Policy Initiative (LPI) estimated that the contribution of livestock to national GDP is 13 per cent, or 43 per cent of agricultural GDP⁸. Improvements within the livestock sector therefore represent a major opportunity for agriculture in Kenya.

Fisheries and Aquaculture

The fisheries and aquaculture sector is comprised of 4 different sub-sectors (Inland capture fisheries, marine capture fisheries, inland aquaculture and marine aquaculture) each playing an important role in the national economy, providing employment to at least 80,000 people directly (fisher folks and fish farmers) and a livelihood to about 2.3 million Kenyans involved in fish processing and trade⁹.

Annual fish production in Kenya was estimated at 160,000 metric tons in 2005 and valued at Ksh 13 billion in 2011 with the potential to double to an estimated Ksh 26 billion by 2015¹⁰. The sector currently contributes about 0.5 per cent of the country's GDP but has significant opportunity for growth. The sector is primarily limited by poor infrastructure, invasive weeds and the low adoption of aquaculture, which currently represents only one per cent of national fish production.

The Government of Kenya is highly committed to the development of Aquaculture, and since 2010 implemented one Economic Stimulus Program leading to the involvement of thousands smallholders of fish farming. Kenya government envisages the production of 450,000 MT valued at KShs 100 billion by the year 2030, meaning a growth from current 150,000 MT.

Forestry

Kenya's forestry resources are dwindling, with forests estimated to cover less than 3 per cent of the country's total land area, against an internationally accepted norm of 10 per cent. One of the key reasons for this decline is the fact that forests provide wood and non-wood products to over 80 per cent of all households in the country¹¹. Given this massive dependence on forestry products, coupled with the changing dynamics of pastoralism in the arid and semi-arid areas the diversification of livelihood strategies into the sustainable utilisation of forestry products increasingly offers an important opportunity both for the conservation of forests and for poverty reduction.

2.3 Challenges and Opportunities in the Agricultural Sector

The agricultural sector in Kenya is constrained by a variety of challenges. Low agricultural productivity and production is caused by low input use, unsustainable soil and water practices and the diminishing size of average land holdings. This problem is further exacerbated by a lack of water storage facilities and poor irrigation infrastructure, with only 105,800 ha under irrigation against an estimated potential of 539,000 ha. Poor market facilities and market arrangements, unacceptably high pre- and post-harvest losses, and low value addition contributing to an under-developed agro-industry also hinder the full potential of agriculture in Kenya. Cooperatives and farmer-based organizations performance has been on the decline and subsequently, affecting small-scale producers. The main challenges that these organizations face include governance and management, value addition of produce, and poor access to market information.

⁷ ASDS 2010 – 2020

⁸ Behnke R. & Muthami D. (2011). Contribution of Livestock to the Kenyan Economy. IGAD LPI Working Paper No. 03 - 11

⁹ Kenya National Oceans and Fisheries Policy, September 2008

¹⁰ ASDS 2010 – 2020

¹¹ ASDS 2010 - 2020

The natural resource base is the foundation of all production systems in Kenya. Years of exploitation, population growth, demand for fuel wood resources and unsustainable land use practices, exacerbated by a poor governance framework, have all contributed to the degradation of the natural environment. Sustainable natural resource management is therefore critical to Kenya's continued economic growth. Climate change is considered one of the most serious threats to sustainable development globally. Studies have shown that about 90% of all natural disasters afflicting the world are related to severe weather and extreme climate change events. The evidence of climate change in Kenya is unmistakable; temperatures have risen, rainfall has become irregular and unpredictable and we see an increase in the incidence of extreme weather events. Impacts of climate change are already evident in many sectors such as environment, human health, food security, economic activities and natural resources.

The role of women in agriculture is of particular importance as they provide over 70 per cent of the workforce but are largely deprived of both decision-making powers and secure tenure to the land they work. Empowering women, and supporting the role they play in agricultural production, is therefore key to reducing poverty and building a competitive agricultural sector. Youth are in a similar position to women in that they are commonly marginalised from decision making and lack ownership of productive assets. With the average age of Kenyan farmers estimated at 55 years¹² and the labour intensive production systems which predominate in the country, this is an important national concern.

The problems mentioned above are exacerbated in the ASAL areas, which make up more than 80 per cent of Kenya's land mass. This is due to a number of factors including: insecurity, poor infrastructure, lack of services, low literacy levels, increasing competition for scarce resources and increasing variability of rainfall patterns. As a result, these areas are chronically food insecure with high levels of malnutrition.

Despite these challenges, abundant opportunities for the continued development of the agricultural sector in Kenya exist. There is strong political commitment as reflected in the GoK's Vision 2030 and the new constitution, which will ensure that each county receives an equitable share of the national budget and is able to prioritize expenditure. Kenya possesses a skilled population with increasing access to modern information and communication technologies. Agro-ecological diversity coupled with a significant irrigation potential (80 per cent of which is untapped) allows Kenya to produce a wide range of produce year round. Domestic, regional and international markets are growing and increasing the demand for agricultural products. There is also a growing demand for high-value products from a more quality conscious middle class. The growth in Kenya's middle class is driven by the country's blossoming private sector. Whilst the private sector is no panacea for change within the agricultural sector, it does have the potential for adding value, for innovation and for risk-taking that is outside the mandate of the public sector.

The following key opportunities exist for the FAO Kenya Programme:

- **Water harvesting for irrigation, livestock and human use:** The Government of Kenya has committed itself to supporting a massive expansion in the land area under irrigation. This represents a huge opportunity for improved food security. There are however numerous risks associated with such expansion (such as inefficient water usage, governance of tenure, competition for water between sectors and nutrient leaching) which could limit future success. FAO will work with the government to mitigate these risks so that the eventual gains in terms of food security are achieved.
- **Innovative technologies and approaches:** The use of transformative agricultural technologies ranging from: hydroponics to metal silos, information technologies such as mobile phone systems, and radio based training coupled with tested approaches (Farmer and Pastoral field schools), represent a major opportunity for improved efficiencies in both agricultural production and extension.
- **Agribusiness:** Kenya has an exceptionally active cooperative movement and one of the most innovative banking systems in the world, capable of offering micro loans in remote rural areas and enabling banking through mobile phones. FAO will work with this to leverage better access to credit and to establish more equitable linkages between producer groups and end markets.

¹² The Young Agropreneur, September 2011

- Management of dry land ecosystems: The Government of Kenya has developed a framework to set in place the foundations for development in the ASALs which recognises that improvements in agriculture and food security will not be possible without improvements in security, infrastructure, education and health. This revised focus offers a significant opportunity to make real progress in the ASALs and connect agricultural producers to the services and markets which are essential for long term improvements in food security. FAO will engage with producers in these areas but will also engage with county governments and traditional leadership structures to enable improvements in land governance, and natural resource management.
- Management of key water towers: Opportunity for growth within the agriculture sector is closely tied to the management and conservation of a number of critical water towers. FAO will therefore engage with the relevant institutions to support the sustainable management and conservation of key water towers. FAO through the Agricultural Water Development for Africa (AgWA) interventions will also support the CAADP Country Process Implementation of Agricultural Water Development and Management.
- Devolution and policy reform: 80% of the functions of the Ministry of Agriculture, Livestock and Fisheries have been devolved to the counties. This means that the provision of agricultural services is likely to be much more responsive to the needs of target communities and represents a significant opportunity for agricultural growth. There are however a number of risks associated with this process (some of the most significant are related to differing county policies on the taxation of agricultural inputs and products). FAO will engage with counties to support an evidence based policy analysis in order to support the mitigation of such risks.

2.4 Agricultural Policy Frameworks

The change in government in early 2013 saw the establishment of the Ministry of Agriculture, Livestock and Fisheries (effectively combining three ministries into one) The current devolution process has seen the responsibility for service delivery within the agricultural sector move from the National Government to the County Governments. The National Government now remains with the responsibility of coordination and the development of public policy and institutional frameworks. In June 2008, the GoK adopted *Vision 2030* as a new blue print for Kenya's development which provides a road map for the country's economic and social development over the next two decades. It aims at transforming Kenya into "a newly industrialized, middle income country providing a high quality of life to all its citizens in a clean and secure environment". In *Vision 2030*, agriculture is identified as a key sector in achieving the envisaged annual economic growth rate. This shall be achieved through the transformation of smallholder agriculture from subsistence to a modern, innovative and market-oriented part of Kenya's economy.

Kenya's *Vision 2030* at the level of the agriculture sector will be implemented through the ASDS 2010 – 2020, and will be guided by the Agriculture and Fisheries Act of 2013. In order to enable coordination across counties, the National government has developed an intergovernmental agricultural coordination forum. This is chaired by the Cabinet Secretary (Ministry of Agriculture Livestock and Fisheries) and co-chaired by an elected member the county agriculture related ministries. The aim of the ASDS, which is aligned to both the Kenya Vision 2030, and the Comprehensive Africa Agriculture Development Program (CAADP), is to realize increased sector productivity, commercialization and competitiveness, as well as the development and more effective and efficient management of key factors of production. The ASDS is implemented through three (3) year Medium Term Investment Plans (MTIP) that are linked to the national planning and budgeting process.

Kenya has also developed a Country Programme Paper (CPP) on Ending Drought Emergencies (EDE) as part of the IGAD Drought Disaster Resilience and Sustainability Strategy. The paper presents Kenya's framework approach towards ending recurrent drought emergencies. Under the leadership of the National Drought Management Authority (NDMA) the paper has been translated into a medium term plan for implementing key components of the ASAL policy and *Vision 2030's* strategy for the development of northern Kenya and other arid lands. The paper focuses on creating a more conducive environment for building drought resilience through building stronger foundations and institutions for development. FAO has renewed its commitment to the HoA initiative and will continue to partner with the NDMA in making a positive contribution towards enhancing resilience and sustainable growth in the ASALs.



3. FAO'S COMPARATIVE ADVANTAGE AND PRIORITY AREAS

FAO's comparative advantage is built upon the Organization's mandate, position and capacity to act.

3.1 Mandate

FAO's vision and global goals provide the mandate for the Organization to address hunger, poverty and sustainable management of natural resources. The Organization's vision is:

[A] world free of hunger and malnutrition, where food and agriculture contribute to improving the living standards of all, especially the poorest, in an economically, socially and environmentally sustainable manner.

FAO's global goals are:

- a) reduction of the absolute number of people suffering from hunger, progressively ensuring a country in which all people at all times have sufficient, safe and nutritious food that meets their dietary needs and food preferences for an active and healthy life;
- b) elimination of poverty and the driving forward of economic and social progress for all with increased food production, enhanced rural development and sustainable livelihoods; and
- c) sustainable management and utilization of natural resources, including land, water, air, climate and genetic resources, for the benefit of present and future generations.

These goals are underpinned by FAO's five Strategic Objectives: 1) Help eliminate hunger, food insecurity and malnutrition; 2) Make Agriculture, forestry and fisheries more productive and sustainable; 3) Reduce rural poverty; 4) Enable inclusive and efficient agricultural and food systems; 5) Increase the resilience of livelihoods from disasters. The above strategic objectives are supported by two cross cutting themes on Gender and Governance.

3.2 Statement of Capability

FAO has perhaps the widest pool of agricultural expertise available to any single organisation, anywhere in the world. This pool of expertise is used to provide technical oversight to all FAO programmes whether they are global, regional or national. FAO Kenya has a growing team of both local and international expertise, with over 75 technical and administrative officers currently (2014) stationed in the country. This capacity is further enhanced by the presence of three field offices, the FAO Regional Emergency Office for Eastern Africa and Central Africa and the Emergency Centre for Transboundary Animal Diseases. With this high level of in-country expertise and FAO's pivotal role in supporting Government and UN-led coordination fora, the Organization is well placed to influence national development priorities, policies and programmes.

FAO has consolidated its mandate through its long-term support to the GoK in the development of policies and strategies for agricultural development. The most recent of these include: i) the Food and Nutrition Policy; ii) the UN Development Assistance Framework (UNDAF) in Kenya; and iii) the recently developed Country Programme Paper for Ending Drought Emergencies (CPP). FAO's unique position as an independent UN agency which acts as a neutral partner to the Government on complex issues related to policies, institutions, legal and regulatory reform has contributed to the development of a significant convening power. This enables FAO to form a critical link between the government, development partners, NGOs, civil society organizations (CSOs) and the private sector. In engaging with, and bringing these actors together into consolidated forums, FAO is able to improve cohesiveness, allow different actors to define their comparative advantages and support the alignment of multi-sectoral programmes to Government strategies.

With this convening role, FAO acts as co-chair to the Agricultural and Rural Development Donor Working Group (ARD), which meets monthly, to ensure the alignment of donor funds within the ASDS. As this group only comprises of development actors and is limited to the agricultural sector, FAO has recently pioneered the development of an ASAL donor resilience coordination group. This cross-sectoral group includes multinational organizations as well as both humanitarian and development donors and aligns external support to the six priorities defined in the CPP. Furthermore, the group commits its members to three key principles of development: i) joint planning and assessment; ii) joint implementation; and iii) joint monitoring.

Overall, FAO's programme portfolio in Kenya is steadily growing with an operational budget in 2014 of more than USD 35 million. The successful implementation of its programme has placed FAO at the forefront of both emergency and development assistance in agriculture and livestock. Aside from its mainstream work in agriculture, livestock, forestry and fisheries, FAO Kenya has identified a number of gaps, particularly in the dissemination of knowledge and the use of new technologies which it intends to address through outcome 5 (*Access to and use of innovations, a global pool of agricultural knowledge and expertise drives holistic agricultural growth and innovation in the agricultural sector*). The Organization is now taking the lead in a number of ground-breaking projects using radio, mobile phones, digital pens and satellite-derived data in order to collect and disseminate information. FAO will increasingly work with the private sector in promoting innovative information dissemination approaches.

3.3 Accountability Commitments to Beneficiaries

FAO is committed to ensuring that it is accountable to all of its stakeholders, in particular its beneficiaries. These commitments are defined as follows:

- strengthening leadership and governance to embed good practice within the organization's management structures and to ensure that FAO's staff and implementing partners deliver on its commitments;
- greater and more routine transparency, two-way communication, and information provision for affected populations;
- offer means for communities to provide feedback on programmes and to submit complaints, and to ensure that they receive a timely response;
- enable fair and representative participation of all sections of affected populations, including the most vulnerable and marginalized;
- mainstream Accountability for Affected Population (AAP) into needs assessment, design, monitoring, and evaluation activities, ensuring an appropriate focus on AAP, participation in processes and continuous learning and improvement;
- prevent sexual exploitation and abuse (SEA) by FAO personnel and implementing partners and put in place adequate response mechanisms; and
- collaborate with peers and partners to deliver on AAP commitments in a coordinated and coherent way.

3.4 Building on past experience

FAO has decades of experience both in Kenya and within the East African Region. This, coupled with publications from other organisations has culminated in a vast library of evidence based good practice and lessons learned, which forms an essential reference for any planned work in the agricultural sector. Outcome 5 of this CPF will ensure this considerable body of experience is utilised to best effect in promoting the achievement of all the other outcomes within the CPF.



4. PROGRAMMING FOR RESULTS

The overarching goal of FAO's country programme is to contribute to the eradication of hunger, food insecurity and malnutrition in Kenya. This is aligned to clearly articulated government priorities¹³ and to FAO's Strategic Objective 1¹⁴. This objective will only be achieved through a collaborative, coordinated and programmatic approach.

The five (5) outcomes defined below are therefore interdependent and systemic in approach rather than linear. They have been designed to enable a transition of beneficiaries from the most vulnerable (targeted through outcome 4), through improved resource management (targeted through outcome 3) and agricultural capacities to engage with the commercial sector (in outcome 2). Outcomes 1 and 5 are cross cutting and support this process through the establishment of an enabling policy and investment environment (outcome 1) and the generation and transfer of knowledge (outcome 5). This transition in outcomes also reflects a transition of FAO's support, from implementation in outcome 4 to a progressive engagement in more upstream interventions, such as improving institutional capacities, support to the formulation of policies and strategies, coordination and the alignment of programmes to government priorities.

Throughout the CPF, FAO retains a focus on mainstreaming gender, HIV, DRM and nutrition issues. This mainstreaming is reflected in each of the outcomes of the CPF, all of which contribute to building resilience, closing the gender gap and improving the linkage between food production and adequate nutrition.

County Engagement

Of the outcomes defined below, only outcomes 1 and 5 will have a primary focus on national and county level issues while the other outcomes will specifically target the counties (in line with the devolution process). Although this may involve a certain amount of coordination work and capacity development at the national level, at least 80% of funds targeting these outcomes will be spent in the counties.

This CPF has been developed through a consultative process, involving actors at all levels. With this programmatic framework comes a strong commitment to engage with the counties and establish the level of fit between this framework and county priorities. The CPF will remain an evolving document and further consultations are envisaged throughout the four year period.

The prioritization of target counties will be based on three key issues:

- a) the synergies between county level priorities and the FAO programmatic framework;
- b) the potential to eradicate hunger, malnutrition and food insecurity; and
- c) the potential to increase agricultural production and productivity to create surpluses for income generation.

Implementation

This programme framework will be implemented through a series of yearly work plans which will be developed based on both national and county level consultation. Any findings from consultation will be captured in the work plans and incorporated into the CPF during the mid-term review period. The CPF implementation will be dependent on the resources available to FAO.

¹³ Kenya Vision 2030 and the Sustainable Development Goals

¹⁴ FAO Strategic Objective 1 – Help eliminate hunger, food insecurity and malnutrition

Overall Goal: to contribute to the eradication of hunger, food insecurity and malnutrition in Kenya

The CPF has five main outcome areas:

Outcome 1: Agricultural¹⁵-based livelihoods and sectors are supported by an enabling policy, strategy and investment environment that promotes equality and inclusivity

FAO will support both the National and County governments in the development, adoption and implementation of relevant policies, legislation, strategies and investment programmes by providing technical assistance for agricultural policy development. FAO will also provide support to the National and County governments in monitoring the impact of agricultural policies and programmes. This will be achieved through the delivery of the following outputs:

Output 1.1 National level institutional capacities to formulate and implement policies, legislation, strategies and investment programmes for agriculture, food security and nutrition, and NRM strengthened:

At the national level, FAO will provide technical input to the formulation of key sector policies, strategies and investment plans, and will develop the capacity of technical staff and decision makers on cross-cutting issues such as gender, HIV, DRM and nutrition. This support will ensure that the MoALF is empowered to provide the leadership in policy and coordination necessary to effectively fulfill its function in the new devolved system of governance. This will be done through supporting :

- formulation, review and implementation of agricultural related policies, legal and regulatory frameworks and investment plans;
- monitoring, mapping and analysis of policies, programmes, legislations and investments related to food and agriculture;
- development of guidelines for devolution of food and agricultural policies and budgets to county governments;
- studies, programmes and policies designed to reduce the high cost of inputs;
- policies and programs designed to promote strategic partnerships across a number of value chains with private sector to enhance input supply, access to services, productivity and market access in order to enable greater returns to farmers;
- initiatives to monitor price trends and influence policies designed to reduce price volatility and uncertainty at both county and national level; and
- programmes and initiatives fostering economic cooperation and regional integration as a strategy for expanding local markets.

Output 1.2 County governments' capacity to develop and implement appropriate policies, legislation, strategies and investment programmes in agriculture, food and nutrition security and NRM supported:

Following the devolution of major agricultural functions to the counties and the enactment of a number of county level policies which impact on agricultural production, FAO will re-orientate its policy and investment support to enable a strong focus on the impacts of county policies through the following interventions:

- build and strengthen policy analysis, formulation and programming capacities at county level including building knowledge and capacity to mainstream gender, HIV, DRM and nutrition issues;
- support the alignment and implementation of national policies, legislation, strategies and investment plans to county priorities; and
- support evidence-based policy analysis and planning at county level.

¹⁵ Agricultural refers to crops, livestock, fisheries, cooperatives, food security, nutrition, forestry, water, land and trade sectors.

Output 1.3: Strengthened government capacity to promote partnerships and coordinate action across actors and sectors involved in agriculture, food security and nutrition:

FAO recognizes that building the resilience of communities, improving the management of natural resources and increasing access to markets can only be achieved if there is significant synergy in both agricultural sector programmes and programmes which focus on other sectors, such as infrastructure, communication, finance and education. Success in achieving long term freedom from hunger, food insecurity and malnutrition is therefore heavily dependant on the coordination of support to different sectors. FAO will support this process through the following activities:

- support the mainstreaming of regional processes including AU, NEPAD, CAADP, COMESA, EAC, and IGAD;
- support National and County governments to establish or strengthen holistic, multi sector coordination structures that incorporate all stakeholders and will support the eventual achievement of food security and nutrition;
- facilitate the creation or the strengthening of multi-stakeholder mechanisms for policy dialogue between National and County Governments and Rural institutions, development partners and producer organizations, including cooperatives (agriculture, forestry and fisheries, as well as industry and entrepreneurship; and
- support development of and alignment to the GoK MTP/MTEF process.

Output 1.4 Increased capacities of agriculture sector stakeholders to mainstream gender and nutrition in policies and programmes related to Livestock, Crops, Fisheries and Forestry:

Women provide over 70% of the agricultural workforce in Kenya and are also largely responsible for day to day household chores. The amount of work facing rural women is therefore significant and is a major factor that limits increased production, and affects their ability to adequately care for children and themselves. Agriculture plays a vital role in improving nutrition through diversified food production, food safety, increasing incomes that affect access to safe water, health services and education. This outcome will build the capacities of agriculture sector stakeholders and ensure that future programmes are designed in a way that funds are attributed to addressing the gender issue. FAO will:

- carry out County level gender capacity needs assessment to inform targeting of interventions;
- build Capacity at National and County level to promote mainstreaming of gender, food safety and nutrition in food security initiatives, policies and legislation;
- strengthen collection and management of gender sensitive data to inform policy, programme formulation and gender and nutrition responsive budgeting; and
- support the establishment and strengthening of networks of gender and nutrition experts in Agriculture for advocacy, technical advice and capacity development.

Outcome 2: Productivity of medium and small-scale agricultural producers increased, diversified and aligned to markets

Under this outcome, FAO will focus on supporting medium and small-scale producers in the crop, livestock and fisheries sub-sectors, enhancing their productive capacity along the value chain, promoting diversification and sustainability of production, improving value addition, promoting access to financial services and ensuring that surplus is sold on markets. A particular emphasis will be put on the empowerment of women and youth in all activities. Partnerships will be developed with the private sector to enhance achievement of this outcome.

Output 2.1 Improved productive capacity and reduced risk of medium and small-scale producers

In order to increase the productive capacity of medium and small scale producers, FAO will support and enhance proven or potential approaches and interventions including extension methodologies such as Farmer and Pastoral Field Schools. These will be supported by innovative approaches using the local media, web based technologies and the engagement of the private sector. FAO will:

- support gender responsive climate change adaptation and mitigation through promotion of Climate Smart Agriculture (CSA) and Good Agricultural Practices (GAP);
- support the national rehabilitation and expansion of irrigated land;
- promote strategic partnerships across a number of value chains with private sector to enhance input supply, access to services, productivity and market access;
- support small and medium producers in the adoption of good practices in post-harvest management to reduce losses and increase the sustainable availability of food;
- support fishery communities to adopt improved and more productive techniques concerning handling, storage and conservation of fishery products;
- support innovative initiatives by youth in livestock, crops, fisheries and management of natural resources production; and
- support the piloting and scale up of innovative participatory extension methodologies.

Output 2.2 Strengthened capacity to diversify production systems and products

This output will focus on promoting alternative and appropriate crop, fisheries, livestock and forest enterprises to improve household food and nutrition security and income through the following:

- promote production of targeted agricultural commodities with significant unmet market demand; and
- support diversification and commercial production based on an economic evaluation of potential enterprises.

Output 2.3 Improved agricultural market access and value addition along viable value chains

FAO will facilitate access to markets through improved quality of agricultural products, improved entrepreneurship of Farmer based organizations and strengthened linkages to markets. Through this output, producers will be trained in post-harvest management, business management skills and support to the establishment of market-matching commodity exchange platforms. The capacity of National and County government as well as private sector technical staff and decision makers will also be developed in the subject areas. FAO will:

- support value addition of targeted commodities with significant unmet market demand;
- facilitate and promote networks and consultation mechanisms among different cooperatives and producer organizations that enhance access to markets;
- strengthen the capacity of cooperatives and producer organisations in agribusiness development and management;
- build capacity of producers to achieve acceptable food quality and safety standards for agri-business products;
- support strategies and programmes aimed at promoting inclusive commercialisation of agricultural production systems along agricultural value chains; and
- promote access to agricultural market information through the establishment of a market information system.

Output 2.4 Improved access to financial services and products

FAO will promote access to financial services and financial products as well as promote adoption of insurance services to reduce risk. This will be achieved through the provision of training to producers and producer organizations on the development and management of business plans. Technical capacities of both public and private Sector actors and decision-makers will also be enhanced in agricultural financing and linkages. FAO will:

- promote linkages of SMEs with financial service providers to increase access to affordable agricultural credit, development of innovative micro-finance products and insurance packages;
- support the growth and expansion of warehouse receipt systems, credit guarantee schemes and other innovative approaches to improve access to affordable and appropriate agricultural credit packages;
- support cooperatives and producer organizations on structured and functional social capital systems to promote savings (such as Village Community Banks) and asset building at farm level in order to improve access to credit;
- support capacity of farmer groups and associations to develop and manage business plans on identified areas of intervention in priority commodity value chains; and
- support development of business mentoring and incubation programmes.

Outcome 3: Improved management of land, water and other natural resources for enhanced food security and socio-economic development at national, county and community level

FAO has a wide-ranging knowledge and experience in implementing sustainable natural resource management and climate change mitigation/adaptation programmes to address challenges in the agricultural sector. This experience will be used to build institutional capacity at national, county and community level in sustainable land and water management (SLM), sustainable forest management (SFM), holistic natural resource management (HNRM), climate-smart agriculture, integrated pest management (IPM), Globally Important Agricultural Heritage Systems (GIAHS) and pesticide cycle management (PCM). FAO will contribute to the development of a structured framework for partnership with national institutions, county governments, community groups, development partners and the private sector in order to support good practices in natural resource management.

Output 3.1 Institutional capacity for improved management and governance of land, fisheries, forests and other natural resources at national, county and community level strengthened

Capacity development under this output will target national, county and community level institutions involved in governance, management and utilization of the natural resources in line with the devolution of government functions and informed by the Voluntary Guidelines for the Responsible Governance of Tenure including methodologies for responsible gender-equitable governance. Under this output, FAO will:

- support responsible and equitable governance of tenure of land, fisheries and forests at national, county and community level;
- support integrated water resource management strategies including watershed conservation and water harvesting techniques;
- support community-based natural resource management and resource conflict resolution mechanisms;
- support county governments in strategies for sustainable forest management (SFM) to enhance tree cover, biodiversity and improve soil & water conservation;
- promote integrated management of invasive species in selected counties; and
- support initiatives and strategies that curb illegal unreported and unregulated (IUU) exploitation of natural resources.

Output 3.2 National and County level capacity for climate change adaptation and mitigation strategies strengthened

Capacity development under this output will be based on the National Climate Change Response Strategy and implementation plan. Under this output, FAO will:

- develop training tools to increase awareness and knowledge to minimize climate change impacts in agriculture;
- support the adoption of climate smart technologies for forestry and rangeland management;
- promote the adoption of sustainable bioenergy and energy-saving technologies; and
- support the development and implementation of Kenya National REDD+ Strategy.

Output 3.3 Bio-enterprises for sustainable socio-economic development in selected counties promoted

The development of bio-products from Non-Wood Forest Products and Services (NWFPS) is an emerging enterprise with a huge potential. FAO has knowledge and experience in development of marketable non-wood forest products and has previously supported the government of Kenya in piloting of gums and resins enterprises. Under this output, FAO will support relevant institutions at national and county level in creating awareness about the potential of non-wood forest products. The activities under this output include:

- establishing an inventory of information on NWFPS in Kenya and pilot an evidence based analysis of new and emerging opportunities for bio-products;
- improving market opportunities for organized producers of NWFP and promotion of business development approaches for the commercialization of NWFPS; and
- capacity development of national and county institutions to enable equitable access and benefit sharing of ecosystem goods and services (such as Payment for Ecosystem Services [PES]).

Outcome 4: Improved livelihood resilience of targeted, vulnerable populations

There are many households in Kenya that either have insufficient agricultural assets to produce adequate foods for consumption or are too remote from markets to engage in commercialised production. These households represent some of the most vulnerable in the country, particularly in areas where there are limited options for alternative livelihoods. Building resilience for these vulnerable communities calls for an integrated approach that requires a broad range of expertise and input from all stakeholders. This outcome will focus on mitigating the impact of shocks, increasing livelihood options and improving adaptive capacity. This will feed into the sustainable livelihoods component of the Medium Term Plan for Ending Drought Emergencies. The National Policy for Disaster Management in Kenya, 2012, recognizes the importance of Mainstreaming issues related to Women and Children in disaster management programmes. It stresses that Government, stakeholders and communities take positive cognizance of the excessive impacts which women and children undergo in any disaster. This outcome will therefore also support gender and nutrition initiatives that enhance protection, safety and other needs of women and children.

Output 4.1 Improved adaptive capacity, access to productive assets and stability of vulnerable communities

There are three critical pillars of resilience that can be influenced through agricultural based programmes. These include adaptive capacity (which reflects both mobility as well as alternative incomes), access to productive assets (this could be livestock, land, water, seeds or agricultural inputs) and stability (primarily influenced through resource use agreements and improved range management). Under this output, FAO will:

- support communities to analyze (through FFS / PFS / JFFLS) and adopt gender responsive diversified livelihood strategies that will increase dietary diversity and improve nutrition;
- support sustainable access to agricultural inputs and services, with a particular focus on labor saving technologies that will support women's engagement in agriculture;
- support development of agricultural productive assets (through temporary employment in labour intensive schemes);
- support the development of shared resource use agreements for conflict mitigation and community risk management plans; and
- establish household commodity minimum basket for each county.

Output 4.2 National and county governments are capacitated to effectively respond to emergencies

Even with the best efforts in building resilience, shocks caused by drought, flood, disease and price fluctuations are inevitable. This output will increase national and county government capacities to respond to shocks and will go further to provide rapid, targeted assistance in order to reduce the erosive effect of emergencies on productive assets. This will be done through:

- support to increased county level capacity to comply with international best practice guidelines and standards (LEGS and SPHERE);
- support to the development and implementation of county integrated development plans as well as contingency plans;
- engaging in emergency response to shocks (droughts, floods, disease);
- support to national and county level coordination of emergency response;
- support to the review and re-formulation of safety net (social protection) policies and programmes; and
- support to the review and establishment of effective strategic reserves for emergency response.

Output 4.3 Good nutritional practises (including Food Safety), that build on existing local knowledge, attitudes and practises, are promoted

Despite decades of agricultural improvement programmes in Kenya, there has been little evidence connecting an increase in agricultural production to improved nutritional status. This output will ensure that all FAO activities take the extra step and link production to improved nutrition practices. FAO will:

- support nutrition-promoting farming systems, agronomic practices, crops and post-harvest supply chain management (e.g. micronutrient fertilizers, nutrient-preserving processing and packaging) – customized to local conditions;
- support the implementation of good agricultural practice which complies with international codes and standards for food safety;
- support the integration of nutrition in food security initiatives through capacity development and technical support, at the national and county levels;
- support nutrition and agriculture education in primary and secondary schools as well as the broader community including youth out of school through JFFLS and F/PFS;
- promote the dissemination of food and nutrition information from agricultural produce through the use of various platforms;
- support the roll out of the food security and nutrition policy and strategy at county level; and
- support the conservation and promotion of indigenous foods / breeds which support improved nutrition.

Outcome 5: Access to and use of information, innovation, a global pool of knowledge and expertise drives holistic growth in the agricultural sector

Knowledge is central to all aspects of FAOs programmes. FAO aims to effectively use its vast intellectual capital to support the CPF in achieving its objectives and results. This outcome will focus on knowledge generation through the use of innovative approaches, knowledge capture focusing on data collection and management, knowledge sharing through use of efficient and effective methodologies and technologies, knowledge application focusing on adaptive knowledge application and evidence based decision support.

Output 5.1 Available expertise, knowledge is consolidated and made available to support Kenya's agricultural sector

FAO has perhaps the widest pool of agricultural expertise available to any single organisation, anywhere in the world. This global pool of expertise is supplemented by decades of experience, which has been captured through thousands of publications and reports, produced both by FAO and other institutions. However, this significant resource remains under-utilised at country level. The following activities will ensure that FAO in Kenya draws on this global knowledge bank to inform agricultural development in the country:

- support to Agriculture Information Resource Centre to review knowledge assets and catalogue existing literature that is relevant to Kenya's agricultural sector;
- support the establishment of Kenya component of the regional network of experts;
- utilisation of South-South cooperation to provide targeted expertise to the agricultural sector; and
- identification of knowledge gaps and areas for further research.

Output 5.2 Targeted research, seasonal monitoring and the testing of new innovations contributes to planning and decision making processes

This output will focus on seasonal monitoring of food security and diseases as well as targeted research. The review of existing knowledge through output 5.1 will enable the identification of a number of knowledge gaps. These will be compared with government priorities in order to identify a number of critical areas where further research could influence strategies or policies at both national and county level. Research under this output will extend to a review of new and innovative approaches that could accelerate the achievement of Kenya's agricultural goals. This will be done through support to:

- provision of timely, sex and age disaggregated and relevant food security, nutrition and livelihood information and analysis for national and county level planning processes;
- establishment of decision support tools at national and county levels;
- development of sex and age disaggregated baseline livelihood information and the analysis of resilience to inform the design and coordination of county / national government and multi donor resilience programmes;
- targeted research and development to fill knowledge gaps in areas prioritised by the government;
- identification and testing of new innovative approaches which will contribute to the eradication of hunger, malnutrition and food insecurity; and
- improved disease surveillance systems and prevention of shock associated disease epidemics such as Rift Valley Fever (RVF) and Pest des Petit Ruminants (PPR).

Output 5.3 National and county level policies and strategies are influenced by targeted advocacy through use of collated and synthesized information

One of the greatest comparative advantages of FAO is the fact that it is a technical agency. This means that it is well placed to provide advice and support, as well as to advocate from an entirely neutral position, informed only by available knowledge, information and technical expertise. Output 5.3 will leverage this comparative advantage through the following activities:

- in collaboration with government authorities, support early warning and information management systems as well as vulnerability mapping and analysis through Integrated Phase Classification (IPC) using appropriate technologies to improve planning and the timeliness of resource allocation;
- support knowledge sharing with stakeholders to improve uptake and advocacy through relevant platforms;
- the synthesis of information and the development and dissemination of targeted policy briefs to national and county offices;
- the publication of research papers in scientific journals and knowledge is produced;
- promotion of Accountability based on the principles of: Leadership, Governance and Staff Competencies; Transparency, Communication and Information Provision; Feedback and Complaints; Participation and Representation; Design, Monitoring, Evaluation and Learning; Protection against Sexual Exploitation and Abuse; Working with Partners and other Stakeholders; and
- advocacy for recognition of the impact of HIV and AIDS on the agricultural sector the need for the implementation of prevention, care and support as well as mitigation strategies.



RESULTS	ACTIVITIES
<p>OUTCOME 1 : AGRICULTURAL-BASED LIVELIHOODS AND SECTORS ARE SUPPORTED BY AN ENABLING POLICY, STRATEGY AND INVESTMENT ENVIRONMENT THAT PROMOTES EQUALITY AND INCLUSIVITY</p>	
<p>1. National level institutional capacities to formulate and implement policies, legislation, strategies and investment programmes for agriculture, food security and nutrition, and NRM strengthened</p>	<ul style="list-style-type: none"> • Support the formulation, review and implementation of agricultural related policies, legal and regulatory frameworks and investment plans. • Support the monitoring, mapping and analysis of policies, programmes, legislations and investments related to food and agriculture. • Support the development of guidelines for devolution of food and agricultural policies and budgets to county governments. • Support studies, programmes and policies designed to reduce the high cost of inputs. • Support policies and programs designed to promote strategic partnerships across a number of value chains with private sector to enhance input supply, access to services, productivity and market access in order to enable greater returns to farmers. • Support initiatives to monitor price trends and influence policies designed to reduce price volatility and uncertainty at both county and national level. • Support programmes and initiatives fostering economic cooperation and regional integration as a strategy for expanding local markets.
<p>2. County governments' capacity to develop and implement appropriate policies, legislation, strategies and investment programmes in agriculture, food and nutrition security and NRM supported</p>	<ul style="list-style-type: none"> • Build and strengthen policy analysis, formulation and programming capacities at county level including building knowledge and capacity to mainstream gender, HIV, DRM and nutrition issues. • Support the alignment and implementation of national policies, legislation, strategies and investment plans to county priorities. • Support evidence-based policy analysis and planning at county level.
<p>3. Strengthened government capacity to promote partnerships and coordinate action across actors and sectors involved in agriculture, food security and nutrition</p>	<ul style="list-style-type: none"> • Support the mainstreaming of regional processes including AU, NEPAD, CAADP, COMESA, EAC, and IGAD. • Support National and County governments to establish or strengthen holistic, multi sector coordination structures that incorporate all stakeholders and will support the eventual achievement of food security and nutrition. • Facilitate the creation or the strengthening of multi-stakeholder mechanisms for policy dialogue between National and County Governments and Rural institutions, development partners and producer organizations, including cooperatives (agriculture, forestry and fisheries, as well as industry and entrepreneurship). • Support development of and alignment to the GoK MTP/IMTEF process.
<p>4. Increased capacities of agriculture sector stakeholders to mainstream gender and nutrition in policies and programmes related to Livestock, Crops, Fisheries and Forestry.</p>	<ul style="list-style-type: none"> • Carry out County level gender capacity needs assessment to inform targeting of interventions. • Build Capacity at National and County level to promote mainstreaming of gender, food safety and nutrition in food security initiatives, policies and legislation. • Strengthen collection and management of gender sensitive data to inform policy, programme formulation and gender and nutrition responsive budgeting. • Support the establishment and strengthening of networks of gender and nutrition experts in Agriculture for advocacy, technical advice and capacity development.

RESULTS	ACTIVITIES
<p>OUTCOME 2: PRODUCTIVITY OF MEDIUM AND SMALL-SCALE AGRICULTURAL PRODUCERS INCREASED, DIVERSIFIED AND ALIGNED TO MARKETS</p> <p>1. Improved productive capacity and reduced risk of medium and small-scale producers</p>	<ul style="list-style-type: none"> • Support gender responsive climate change adaptation and mitigation through promotion of Climate Smart Agriculture (CSA) and Good Agricultural Practices (GAP). • Support the rational rehabilitation and expansion of irrigated land. • Promote strategic partnerships across a number of value chains with private sector to enhance input supply, access to services, productivity and market access. • Support small and medium producers in the adoption of good practices in post-harvest management to reduce losses and increase the sustainable availability of food. • Support fishery communities to adopt improved and more productive techniques including handling, storage and conservation of fishery products. • Support innovative initiatives by youth in livestock, crops, fisheries and management of natural resources production. • Support the piloting and scale up of innovative participatory extension methodologies.
<p>2. Strengthened capacity to diversify production systems and products</p>	<ul style="list-style-type: none"> • Promote production of targeted agricultural commodities with significant unmet market demand. • Support diversification and commercial production based on an economic evaluation of potential enterprises.
<p>3. Improved agricultural market access and value addition along viable value chains</p>	<ul style="list-style-type: none"> • Support value addition of targeted commodities with significant unmet market demand. • Facilitate and promote networks and consultation mechanisms among different cooperatives and producer organizations that enhance access to markets. • Strengthen the capacity of cooperatives and producer organisations in agribusiness development and management. • Build capacity of producers to achieve acceptable food quality and safety standards for agri-business products. • Support strategies and programmes aimed at promoting inclusive commercialisation of agricultural production systems along agricultural value chains. • Promote access to agricultural market information through the establishment of a market information system.
<p>4. Improved access to financial services and products</p>	<ul style="list-style-type: none"> • Promote linkages of SMEs with financial service providers to increase access to affordable agricultural credit, development of innovative micro-finance products and insurance packages. • Support the growth and expansion of warehouse receipt systems, credit guarantee schemes and other innovative approaches to improve access to affordable and appropriate agricultural credit packages. • Support cooperatives and producer organizations on structured and functional social capital systems to promote savings (such as Village Community Banks) and asset building at farm level in order to improve access to credit. • Support capacity of farmer groups and associations to develop and manage business plans on identified areas of intervention in priority commodity value chains. • Support development of business mentoring and incubation programmes.

RESULTS	ACTIVITIES
<p>OUTCOME 3: IMPROVED MANAGEMENT OF LAND, WATER AND OTHER NATURAL RESOURCES FOR ENHANCED FOOD SECURITY AND SOCIO-ECONOMIC DEVELOPMENT AT NATIONAL, COUNTY AND COMMUNITY LEVEL</p>	
<p>1. Institutional capacity for improved management and governance of land, fisheries, forests and other natural resources at national, county and community level strengthened</p>	<ul style="list-style-type: none"> • Support responsible and equitable governance of tenure of land, fisheries and forests at national, county and community level. • Support integrated water resource management strategies including watershed conservation and water harvesting techniques. • Support community-based natural resource management and resource conflict resolution mechanisms. • Support county governments in strategies for sustainable forest management (SFM) to enhance tree cover, biodiversity and improve soil & water conservation. • Promote integrated management of invasive species in selected counties. • Support initiatives and strategies that curb illegal unreported and unregulated (IUU) exploitation of natural resources.
<p>2. National and County level capacity for climate change adaptation and mitigation strategies strengthened</p>	<ul style="list-style-type: none"> • Develop training tools to increase awareness and knowledge to minimize climate change impacts in agriculture. • Support the adoption of climate smart technologies for forestry and rangeland management. • Promote the adoption of sustainable bioenergy and energy-saving technologies. • Support the development and implementation of Kenya National REDD+ Strategy.
<p>3. Bio-enterprises for sustainable socio-economic development in selected counties promoted</p>	<ul style="list-style-type: none"> • Establish an inventory of information on NWFPS in Kenya and pilot an evidence based analysis of new and emerging opportunities for bio-products. • Improving market opportunities for organized producers of NWFPP and promotion of business development approaches for the commercialization of NWFPPs. • Capacity development of national and county institutions to enable equitable access and benefit sharing of ecosystem goods and services (such as Payment for Ecosystem Services - PES).

RESULTS	ACTIVITIES
<p>OUTCOME 4: IMPROVED LIVELIHOOD RESILIENCE OF TARGETED VULNERABLE POPULATIONS</p> <p>1. Improved adaptive capacity, access to productive assets and stability of vulnerable communities</p>	<ul style="list-style-type: none"> • Support communities to analyze (through FFS / PFS / JFFLS) and adopt gender responsive diversified livelihood strategies that will increase dietary diversity and improve nutrition. • Support sustainable access to agricultural inputs and services, with a particular focus on labor saving technologies that will support women's engagement in agriculture • Support development of agricultural productive assets (through temporary employment in labour intensive schemes). • Support the development of shared resource use agreements for conflict mitigation and community risk management plans. • Establish household commodity minimum basket for each county
<p>2. National and county governments are capacitated to effectively respond to emergencies</p>	<ul style="list-style-type: none"> • Increased county level capacity to comply with international best practice guidelines and standards (LEGS and SPHERE). • Support to the development and implementation of county integrated development plans as well as contingency plans. • Engage in emergency response to shocks (droughts, floods, disease). • Support to national and county level coordination of emergency response. • Support the review and re-formulation of safety net (social protection) policies and programmes. • Support the review and establishment of effective strategic reserves for emergency response.
<p>3. Good nutritional practises (including Food Safety), that build on existing local knowledge, attitudes and practices, are promoted</p>	<ul style="list-style-type: none"> • Support nutrition-promoting farming systems, agronomic practices, crops and post-harvest supply chain management (e.g. micronutrient fertilizers, nutrient-preserving processing and packaging) – customized to local conditions. • Support to the implementation of good agricultural practice which complies with international codes and standards for food safety. • Support the integration of nutrition in food security initiatives through capacity development and technical support, at the national and county levels. • Support nutrition and agriculture education in primary and secondary schools as well as the broader community including youth out of school through JFFLS and F/PFS. • Promote the dissemination of food and nutrition information from agricultural produce through the use of various platforms. • Support the roll out of the food security and nutrition policy and strategy at county level. • Support the conservation and promotion of indigenous foods / breeds which support improved nutrition.

RESULTS	ACTIVITIES
<p>OUTCOME 5: ACCESS TO AND USE OF INFORMATION, INNOVATION, A GLOBAL POOL OF KNOWLEDGE AND EXPERTISE DRIVES HOLISTIC GROWTH IN THE AGRICULTURAL SECTOR</p> <p>1. Available expertise, knowledge is consolidated and made available to support Kenya's agricultural sector</p>	<ul style="list-style-type: none"> • Support Agriculture Information Resource Centre to review knowledge assets and catalogue existing literature that is relevant to Kenya's agricultural sector. • Support the establishment of Kenya component of the regional network of experts. • Utilisation of South-South cooperation to provide targeted expertise to the agricultural sector. • Identification of knowledge gaps and areas for further research.
<p>2. Targeted research, seasonal monitoring and the testing of new innovations contributes to planning and decision making processes.</p>	<ul style="list-style-type: none"> • Support the provision of timely, sex and age disaggregated and relevant food security, nutrition and livelihood information and analysis for national and county level planning processes. • Support establishment of decision support tools at national and county levels. • Support the development of sex and age disaggregated baseline livelihood information and the analysis of resilience to inform the design and coordination of county / national government and multi donor resilience programmes. • Targeted research and development to fill knowledge gaps in areas prioritised by the government. • Identification and testing of new innovative approaches which will contribute to the eradication of hunger, malnutrition and food insecurity. • Support improved disease surveillance systems and prevention of shock associated disease epidemics such as Rift Valley Fever (RVF) and Pest des Petit Ruminants (PPR).
<p>3. National and county level policies and strategies are influenced by targeted advocacy through use of collated and synthesized information</p>	<ul style="list-style-type: none"> • In collaboration with government authorities, support early warning and information management systems as well as vulnerability mapping and analysis through Integrated Phase Classification (IPC) using appropriate technologies to improve planning and the timeliness of resource allocation. • Support knowledge sharing with stakeholders to improve uptake and advocacy through relevant platforms. • The synthesis of information and the development and dissemination of targeted policy briefs to national and county offices. • The publication of research papers in scientific journals and knowledge is produced. • Promote Accountability based on the principles of: Leadership, Governance and Staff Competencies; Transparency, Communication and Information Provision; Feedback and Complaints; Participation and Representation; Design, Monitoring, Evaluation and Learning; Protection against Sexual Exploitation and Abuse; Working with Partners and other Stakeholders • Advocate for recognition of the impact of HIV and AIDS on the agricultural sector the need for the implementation of prevention, care and support as well as mitigation strategies.



5. RESOURCE REQUIREMENTS AND MOBILIZATION STRATEGY

Over the past several years, FAO has benefitted from the large amount of humanitarian aid that has poured into Kenya in response to the recurrent drought emergencies and resulting food insecurity. These funds, channelled through humanitarian appeals overseen by the UN Office for the Coordination of Humanitarian Affairs (OCHA), have provided FAO Kenya with a large component of its operational budget.

Throughout this time however, FAO has maintained a focus on longer-term programming, promoting sustainable livelihoods and commercialization in line with Kenya's ASDS 2012 – 2020. FAO is therefore well placed to adapt to the changing resource environment which shows a gradual reduction of humanitarian assistance to Kenya¹⁶ and a renewed focus on a long-term resilience-building approach, both in Kenya and the region.

While FAO remains a key humanitarian and development actor in Kenya, its mandate, with its unique approach to supporting resilience and livelihoods, is gaining more attention. Furthermore, FAO will need to leverage its considerable technical expertise to support county capacities in areas that have been neglected by development partners, such as natural resource management, forestry and fisheries, in order to attract additional resources. FAO will also need to explore expansion of joint programming (e.g., with IFAD and WFP) to attract more funding from resource partners interested in seeing more efficient and synergistic collaborative approaches among agencies.

In terms of potential resource partners, FAO will continue to depend on traditional donors familiar with its work and mandate for most of its support over the next five years. These include the main OECD donors, including the European Union, Germany, Sweden, United Kingdom and United States, among others. Emerging donors will likely continue to favour bilateral support to the GoK, including technical assistance and training. Countries such as China are still hesitant to provide voluntary contributions to multilateral institutions and favour a bilateral approach where they can obtain special incentives from the GoK.

A resource requirement table (see annex 3) outlines resource requirements across CPF outcomes and outputs. This will underpin a more elaborate analysis of potential resource partners and drive the development of a resource mobilization action plan around the CPF with the guidance of FAO's Resource Mobilization and Operations Support Service. This resource mobilization action plan is aligned with GoK priorities (as outlined in the ASDS and the MTPII for Vision 2030), CAADP, UNDAF, and FAO resource mobilization priorities at global, regional and sub-regional levels. As part of an overall CPF monitoring and evaluation plan, resource mobilization strategy, action plan and targets will undergo periodic review and adjustment in accordance to changing conditions in the resource environment.

¹⁶ The Kenya Emergency Humanitarian Response Plan (EHRP), a multi-year inter-agency strategy which aims to outline and prioritize humanitarian response activities and to mobilize the required resources, will conclude at the end of 2013



6. INSTITUTIONAL ARRANGEMENTS FOR IMPLEMENTATION OF THE CPF

The FAO Representative in Kenya (FAOR) will be responsible for the implementation of the CPF, in partnership with County Governments, National Government, Development Partners, Research Institutions, and other National and International organizations. Selection of implementing partners will be guided by criteria which include institutional and technical capability; comparative advantage; sound financial management and accountability; and past experience in implementing similar programmes and projects. Whenever synergies allow, FAO will work with other UN agencies through joint programme initiatives.

A CPF Steering Committee (SC) will be established to review, provide feedback, endorse and monitor the implementation of the annual work plan and budget for the CPF. The main partners in the agriculture sector will have a chair on the SC. The SC will meet to review performance and achievements over the previous year and define the work plan for the following year, highlighting areas for cooperation with GoK and development partners. The SC will also seek to align the work plan and budgeting process with UNDAF annual planning.



7. MONITORING PERFORMANCE AND REPORTING

A robust M&E System is in place to monitor the performance of the CPF towards achieving its objective. Baseline information for all CPF indicators will be obtained from existing credible sources including the MTP II Indicator hand book and other agriculture sector data. Where existing data is limited, FAO and partners will organize surveys to establish baseline values. Process Monitoring will be done on-site for all ongoing activities; monthly by FAO and jointly with partners on a quarterly basis. This will enhance contact with beneficiaries, gauge progress, ensure implementation is ongoing as planned, and identify any corrective measures that need to be addressed in order to ensure outputs are being achieved within the approved timelines.

Outcome monitoring, led by FAO and supported by partners, will be done to measure progress in achievement of set outcomes and track impact. Mid-term review will be jointly carried out by FAO and the various levels of Government. Self-Evaluations/reviews will be done during the programme period. Models for innovation testing will be closely monitored and evaluated. Lessons drawn from self-evaluations, reviews and models will help improve the programme design and inform expansion. Impact evaluation for the programme will be done at the end of the CPF period. The evaluation will examine the impacts on food security, poverty levels, nutrition, household income, gender equality, inclusivity and livelihood strategies.



ANNEXES



Annex 1: CPF Alignment with Other Policy Documents and Frameworks

CPF OUTCOME AREAS	RELEVANT NATIONAL SECTOR PRIORITIES (ASDS)	RELEVANT UNDAF (2014 – 2017) PRIORITIES	FAO SUB-REGIONAL (SFE) PRIORITIES	FAO REGIONAL INITIATIVES	FAO STRATEGIC OBJECTIVES/PRIORITIES
Outcome 1: Agricultural ¹⁷ -based livelihoods and sectors are supported by an enabling policy, Strategy and investment environment that promotes equality and inclusivity	Legal, Regulatory and Institutional Reforms	Outcome 3.1 Business Environment (By 2015, Kenya has a business environment that is reformed and designed to effectively nurture local capacities, attract internal and external investments and promote equity, ownership, innovation and entrepreneurship for people-centered benefits)	Cross-Cutting Strategic Functions (policy support and advocacy, promotion of knowledge management, information and dissemination)	1: Renewed Partnership for Unified Approach to End Hunger in Africa by 2015 under the framework of the CAADP	FAO Strategic Objective 1: Help Eliminate Hunger, Food Insecurity and Malnutrition 4: Enable inclusive and efficient agricultural Systems
Outcome 2: Productivity of medium and small-scale agricultural producers increased, diversified and aligned to markets	Agribusiness, Access to Markets, Value Chain Development and Value Addition	Outcome 3.2: Productive sectors and Trade (By 2018, Kenya Productive and services sectors (agriculture, manufacturing, extractive industry, trade) and their value-chains are in transition towards green economy, participatory, environment friendly, diversified, technologically innovative, export oriented, and competitive on national, regional and global markets) Outcome 2.2: WASH, Food Availability & nutrition and health	Agricultural productivity and value addition improved	2: Sustainable production intensification and commercialization	FAO Strategic Objective 2: Make Agriculture, Forestry and Fisheries more productive and sustainable FAO Strategic Objective 4: Enable inclusive and efficient agricultural Systems
Outcome 3: Improved management of land, water and other natural resources for enhanced food security and socio-economic development at national, county and community level.	Sustainable land and natural resource management	Outcome 4.1: Policy & Legal Frameworks (By 2016, Kenya has integrated and coordinated responses that link human security and resilience to the challenges of environmental sustainability, disaster risk reduction, climate change and land management)	Sustainable natural resources management practices adopted	2: Sustainable production, intensification and commercialization	FAO Strategic Objective 2: Make Agriculture, Forestry and Fisheries more productive and sustainable

¹⁷ Agricultural refers to crops, livestock, fisheries, cooperatives, food security, nutrition, forestry, water, land and trade sectors.

Annex 1: CPF Alignment with Other Policy Documents and Frameworks (cont.)

CPF OUTCOME AREAS	RELEVANT NATIONAL SECTOR PRIORITIES (ASDS)	RELEVANT UNDAF (2014 – 2017) PRIORITIES	FAO SUB-REGIONAL (SFE) PRIORITIES	FAO REGIONAL INITIATIVES	FAO STRATEGIC OBJECTIVES/PRIORITIES
Outcome 4: Improved livelihood resilience of targeted vulnerable populations	Food and nutrition security	Outcome 4.2: Systems for Community Security & Resilience (By 2018, counties and communities are able to anticipate, prevent and respond effectively to disasters and emergencies.)	Democratic governance and human rights including gender equality progressively enhanced	3: Resilient Livelihoods in Africa	FAO Strategic Objective 3: Reduce Rural Poverty FAO Strategic Objective 5: Increase the resilience of livelihoods from disasters
Outcome 5: Access to and use of information, innovation, a global pool of knowledge and expertise drives holistic growth in the agricultural sector.		Outcome 3.2: Productive sectors and Trade (By 2018, Kenya Productive and services sectors (agriculture, manufacturing, extractive industry, trade) and their value-chains are in transition towards green economy, participatory, environment friendly, diversified, technologically innovative, export oriented, and competitive on national, regional and global markets)		1: Renewed Partnership for a Unified Approach to End Hunger in Africa by 2015 under the Framework of the CAADP	FAO Strategic Objective 1: Help Eliminate Hunger, Food Insecurity and Malnutrition FAO Strategic Objective 4: Enable inclusive and efficient agricultural Systems

Annex 2: Results Matrix

RESULTS	INDICATOR	ASSUMPTIONS
<p>Outcome 1: Agricultural -based livelihoods and sectors are supported by an enabling policy, Strategy and investment environment that promotes equality and inclusivity</p>	<p>Change in investments in agriculture sector by national ,county governments and development partners (Target: Increase in investments; Source: National and County Government budgets, Donor investments mapping)</p>	<p>National and County Governments commitment to formulation and implementation of policies is sustained</p>
<p>Output 1.1 National level institutional capacities to formulate and implement policies, legislation, strategies and investment programmes for agriculture, food security and nutrition, and NRM strengthened</p>	<p>Programmes and investments in the Agriculture sector are aligned to policy priorities (Source: Policy documents, MTP, Government printed Estimates)</p> <p>Number of technical staff and decision makers in line ministries and key stakeholders trained on policy and strategy formulation, implementation and analysis (Target: 200; Source: Training reports, FAO)</p> <p>Number of policies/legislation/strategies formulated or reviewed or implemented (Target: 4 policies; Source: Policy documents and reports, GoK)</p>	<p>Capacity building activities will ensure the 1/3 gender requirement is met.</p>
<p>Output 1.2 County governments' capacity to develop and implement appropriate policies, legislation, strategies and investment programmes in agriculture, food security and nutrition and NRM supported</p>	<p>Proportion of county policies in select counties aligned to national policies, legislation, strategies and investment plans (Target: 50%; Source: Policy analysis reports, FAO)</p>	
<p>Output 1.3 Strengthened government capacity to promote partnerships and coordinate actions across actors and sectors involved in agriculture, food security and nutrition (and between the national and county governments)</p>	<p>Existence of mechanisms and structures for operational coordination of programmes in agriculture, food security and nutrition (Target: 3 inter-ministerial, inter-governmental [between the national and county governments] and Multi-sectoral/multi stakeholder structures); Source: Government reports and minutes of the meeting held)</p> <p>Proportion of donor funds aligned to government priorities in food security (Target: 100%; Source: Biannual reports showing percentage of donor funds aligned to specific GoK priorities, FAO)</p>	<p>All actors are committed to support Government coordination and partnership building efforts</p>
<p>Output 1.4 Increased capacities of agriculture sector stakeholders to mainstream gender and nutrition in policies and programmes related to livestock, crops, fisheries and forestry</p>	<p>Proportion of agriculture sector policies and programmes with gender and nutrition mainstreamed (Target: 50%; Source: Policy documents analysis reports, FAO)</p> <p>Number of government officers and key stakeholders at national and county level trained on mainstreaming gender and nutrition in food security initiatives (Target: 3400, 200 at national level and 3200 at county level, 20 trainers per county in the first year who will train 200 people; training will be done the 1st and 3rd year; Source: Training reports, FAO)</p>	<p>Paradigm shift in stakeholders perception of gender and nutrition sensitive agriculture</p>

Annex 2: Results Matrix (cont.)

RESULTS	INDICATOR	ASSUMPTIONS
Outcome 2: Productivity of medium and small-scale agricultural producers increased, diversified and aligned to markets	Change in income for targeted households (segregated by sex and age of household head) (Target 50% increase; Source Outcome monitoring reports, FAO) Proportion of targeted households engaged in alternative/new and profitable agro enterprises (Target 50%; Source Outcome monitoring and project reports, FAO) % Change in Volume sold by targeted households (Target % increase; Source Performance monitoring and Project reports)	Producers willingness to adopt new technologies and profitable enterprises
Output 2.1 Improved productive capacity and reduced risk of medium and small-scale producers	% change in total crop and livestock production for targeted households (Target 25% increase Source Outcome monitoring and project reports, FAO) Proportion of targeted households adopting at least one new innovative production technology (Target 50%; Source Project monitoring reports) % change in total post harvest losses for targeted households (Target 25% decrease Source Performance monitoring and project reports, FAO)	
Output 2.2 Strengthened capacity to diversify production systems and products	Analysis on economic and commercially viable agricultural enterprises in select counties in place for decision making and advocacy (Target Information in report form available by county; Source Analysis report, FAO) Agriculture enterprises at Counties level are informed by the findings of county specific economic analysis of the viable enterprises with unmet market demands Proportion of targeted households engaging in diversified production system or at least one of the identified viable agricultural enterprises with unmet market demand (Target 50%; Source Project reports, FAO)	
Output 2.3 Improved agricultural market access and value addition along viable value chains	Change in farmers profit margins (Target % increase; Source Performance monitoring and Project reports) Proportion of targeted producers adding value to their agricultural commodities (Target 20%; Source Performance monitoring and Project reports) Number of producer organizations formed /strengthened to support value addition and market access (Target 25; Source Project reports, FAO)	
Output 2.4 Improved access to financial services and products	Proportion of targeted producer households with access to financial services and products and agricultural related insurance (Target 50%; Source Project reports, FAO) Proportion of businesses mentored and incubated that are functional (Target 60% of targeted; Source Project reports) Number of targeted farmers and actors in the value chains establishing profitable or improving existing agribusinesses to profitability using acquired financial products (Target 10% of those who access financial products; Source project reports)	Financial environment remains stable

Annex 2: Results Matrix (cont.)

RESULTS	INDICATOR	ASSUMPTIONS
Outcome 3: Improved management of land, water and other natural resources for enhanced food security and socio-economic development at national, county and community level	<p>Area protected, rehabilitated or afforested (Hectares) (Target 100,000 HA; Source Project reports)</p> <p>Number of target communities with secured access to land and other natural resources through negotiated processes for community NR management (Target At least 10 communities; Source Project reports)</p> <p>Number of communities that hold legal title deeds in recognition for communal lands & NR rights (Target At least 5 communities hold legal title deeds Source project documents, GoK land registries)</p> <p>Change in the number of natural resource based conflict in the target areas (Target % reduction; Source NLC and county reports)</p>	National and county Governments commitment to support natural resources related initiatives
Output 3.1 Institutional capacity for improved management and governance of land, fisheries, forests and other natural resources at national, county and community level strengthened	<p>Number of counties with 1. equitable regulations and 2. natural resource management strategies in place (Target At least 5 counties; Source Project reports, FAO)</p> <p>Number of County Land Management Boards (CLMB) established & functional (Target At least 7 counties; Source registry land records, project reports)</p> <p>Number of Communities¹⁸ aware of their rights (and duties) and are involved in decision making processes (Target At least 50 communities, Source evaluation reports)</p> <p>Change in the number of incidences of poaching reported as result of communal wild life resource management (Target % reduction of poaching incidences reported in at least 2 wildlife reserves and 4 communities; Source project reports)</p>	
Output 3.2 National and County level capacity for climate change adaptation and mitigation strategies strengthened	<p>Proportion of targeted households who have adopted climate smart energy saving technologies and Climate Smart Agriculture (Target 80% of targeted households; Source Project reports)</p> <p>Number of Charcoal Producer Associations (CPA) adopting climate smart charcoal production techniques (Target 120; Source Project reports)</p> <p>MRV preparedness for REDD+ in place, legal recommendations for REDD+ adopted (Target MRV mechanisms in place by 2016; Source MEWNR reports, UN-REDD reports)</p> <p>Area under Sustainable Forest Management in dry land forest (Target 30,000 HA; Source KFS, FAO reports)</p> <p>Inventory on Non wood forest products and services by county in place (Target inventory and map for at least 5 counties available and accessible; Source Inventory reports)</p>	
Output 3.3 Bio-enterprises for sustainable socio-economic development in selected counties promoted	<p>Number of producer and marketing for NWFPS groups benefitting from Payment for Ecosystem Services (PES) (Target 10 groups each; Source Project reports)</p> <p>National and County regulatory frameworks for Payment for Ecosystem Services (PES) in place (Target Draft by late 2015; Source Draft regulatory framework)</p> <p>Change in Productivity¹⁹ of selected NWFPS (Target 20% increase; Source Outcome monitoring, FAO)</p>	

¹⁸ Composition of the community should be factored in the reporting including women/minority groups involvement in decision making processes.

¹⁹ Quality and quantity of natural capital

Annex 2: Results Matrix (cont.)

RESULTS	INDICATOR	ASSUMPTIONS
Outcome 4: Improved livelihood resilience of targeted vulnerable populations	Resilience score (Target >0.05; Source Resilience analysis reports, FAO)	Sustained concerted efforts by all stakeholders including communities towards improving livelihood resilience
Output 4.1 Improved adaptive capacity, access to productive assets and stability of vulnerable communities	Change in the number of HH requiring emergency food and cash assistance (Target 9% reduction; Source Food security assessment, GOK) Change in the number of sources of income for targeted households (Target increase; Source performance monitoring reports)	
	Proportion of targeted HH remaining stable (no change in the lifestyle, HH expenditure, school fees etc.) for at least 6 months in a year from the onset of the shock (Target 50%; Source Performance monitoring reports and Project reports)	
	Number of targeted vulnerable households benefitting from the productive assets /infrastructure (e.g. rehabilitation of irrigation schemes) (Target 20,000 HH; Source Project reports)	
Output 4.2 National and county governments are capacitated to effectively respond to emergencies	Number of county technical officers and decision makers trained on response and good practices guidelines and standards (Target 500; Source training reports)	
	Number of counties with at least one safety net mechanism (Target 23 counties; Source County reports)	
	Proportion of households benefitting from safety nets by county (Target 20,000; Source Project reports, FAO)	
	Change in the time taken by target counties to respond to emergencies (Target : Reduction in the number of days)	
Output 4.3 Good nutritional practises (including Food Safety), that build on existing local knowledge, attitudes and practises, are promoted	Number of schools with functional JFELS 2. Number of functional FFLS and PFS at community level (Target 5000 primary schools and 4000 FFLS and PFS; Source Project reports, FAO) Proportion of targeted HH consuming high value indigenous foods (Target 50%; Source Performance monitoring reports)	Communities are willing to adopt good nutritional practices
	Proportion of targeted HH and schools adopting good nutritional and agricultural practices (disaggregated by sex of household head for HHs) (Target 50% each; Source Project reports, FAO)	

Annex 2: Results Matrix (cont.)

RESULTS	INDICATOR	ASSUMPTIONS
Outcome 5: Access to and use of information, innovation, a global pool of knowledge and expertise drives holistic growth in the agricultural sector	Critical decision makers ²⁰ in the agriculture sector access and use information in Natural resource management, livestock, crops, fisheries, food security, early warning, preparedness, response and resilience for decision making. (Target All Critical decision makers, both at county and national level, are accessing agricultural information and using it for decision making ²¹ ; Source Outcome Monitoring, FAO)	Decision makers and other stakeholders have the means to access the available information
Output 5.1: Available expertise and knowledge is consolidated and made available to support Kenya's agricultural sector	Catalogue and repository on agricultural information, that uses efficient and cost effective technology ²² for accessing information, in place and accessible to GOK, donors, farmers, and NGO's. (Target Functional system in place; Source Repository system) Regional network of experts in place (Target Functional network in place; Source Network meeting minutes/reports)	
Output 5.2 Targeted research, seasonal monitoring and the testing of new innovations contributes to planning and decision making processes.	Documentation of Knowledge gaps for further research in place and Emerging gaps in thematic areas or subjects addressed by national /regional network of experts (Target Information on knowledge gaps that require further research in place and informs further research; Source FAO publications, scientific publications, internet, print and electronic media) Change in the time of response to service delivery as a result of improved accessibility to information and technical expertise in agricultural sector (Target Reduction in time of delivery; Source Project reports)	
Output 5.3 National and county level policies and strategies are influenced by targeted advocacy through use of collated and synthesized information	Number of county governments undertaking food security assessment and using the findings for planning and response (Target 23; Source County food security assessment reports) Baseline on livelihood information and resilience analysis in place for advocacy and decision making (Target 1 baseline report; Source Baseline report, FAO/GOK) Number of research and innovation papers 1. produced and 2. Published (Target at least one research paper for each knowledge gap identified; Source research papers, FAO) Number and name of new innovative approaches identified, tested and adopted (Target TBD; Source Innovation reports) Change in livestock mortality rates as a result of efficient and effective national passive surveillance system (% reduction) (Source Project and GOK reports) Timely dissemination of early warning information as perceived by stakeholders (Target Satisfactory; Source Monitoring reports) Number of policy briefs produced and disseminated through innovative and actionable approach of information dissemination (policy briefs, SMS, shamba shape up, road shows) (Target TBD; Source Policy brief, FAO) Proportion of budget Allocated to mitigate HIV & AIDs impact in agriculture sector (Target % increase; Source , GOK reports)	County and National Government use information disseminated through targeted advocacy

²⁰ Farmers, development partners, national and county government etc

²¹ Government, partners are programming using information accessed, this can be verified through their budgets

²² Migration from computer to cloud based servers in ARC



Annex 3: Resource Requirements and Gaps

CPF RESULTS	FUND REQUIREMENT		AVAILABLE FUNDING		RESOURCE MOBILIZATION TARGET		FUNDING REQUIREMENT PER YEAR							
	USD	KES	USD	KES	USD	KES	2014		2015		2016		2017	
							USD	KES	USD	KES	USD	KES	USD	KES
Outcome 1: Agricultural-based livelihoods and sectors are supported by an enabling policy, Strategy and investment environment that promotes equality and inclusivity	10,431,601	901,603,239	634,846	54,869,740	7,964,385	688,361,796	1,390,880	120,213,765	2,086,320	180,320,648	2,781,760	240,427,530	4,172,640	360,641,295
Outcome 2: Productivity of medium and small-scale agricultural producers increased, diversified and aligned to markets	71,443,687	6,174,877,834	11,010,020	951,596,029	59,416,876	5,135,400,634	9,525,825	823,317,045	14,288,737	1,234,975,567	19,051,650	1,646,634,089	28,577,475	2,469,951,134
Outcome 3: Improved management of land, water and other natural resources for enhanced food security and socio-economic development at national, county and community level	16,397,664	1,417,250,066	5,854,619	506,014,720	9,382,993	810,972,085	2,186,355	188,966,675	3,279,533	283,450,013	4,372,710	377,933,351	6,559,065	566,900,026
Outcome 4: Improved livelihood resilience of targeted vulnerable populations	37,802,959	3,267,309,765	17,300,286	1,495,263,719	22,518,462	1,946,270,636	5,040,395	435,641,302	7,560,592	653,461,953	10,080,789	871,282,604	15,121,184	1,306,923,906
Outcome 5: Access to and use of information, innovation, a global pool of knowledge and expertise drives holistic growth in the agricultural sector	13,924,090	1,203,459,097	517,681	44,743,169	13,294,819	1,149,071,206	1,856,545	160,461,213	2,784,818	240,691,819	3,713,091	320,922,426	5,569,636	481,383,639
Totals	150,000,000	12,964,500,000	35,317,452	3,052,487,376	112,577,535	9,730,076,357	20,000,000	1,728,600,000	30,000,000	2,592,900,000	40,000,000	3,457,200,000	60,000,000	5,185,800,000

*UN exchange rate April 2014 (86.43)

**CONTACT:
FOOD AND AGRICULTURE ORGANIZATION OF THE UNITED NATIONS
FAO REPRESENTATION IN KENYA
P.O. BOX 30470, 00100 GPO, NAIROBI
TEL: +254-20-7625920 | EMAIL:FAO-KE@FAO.ORG**