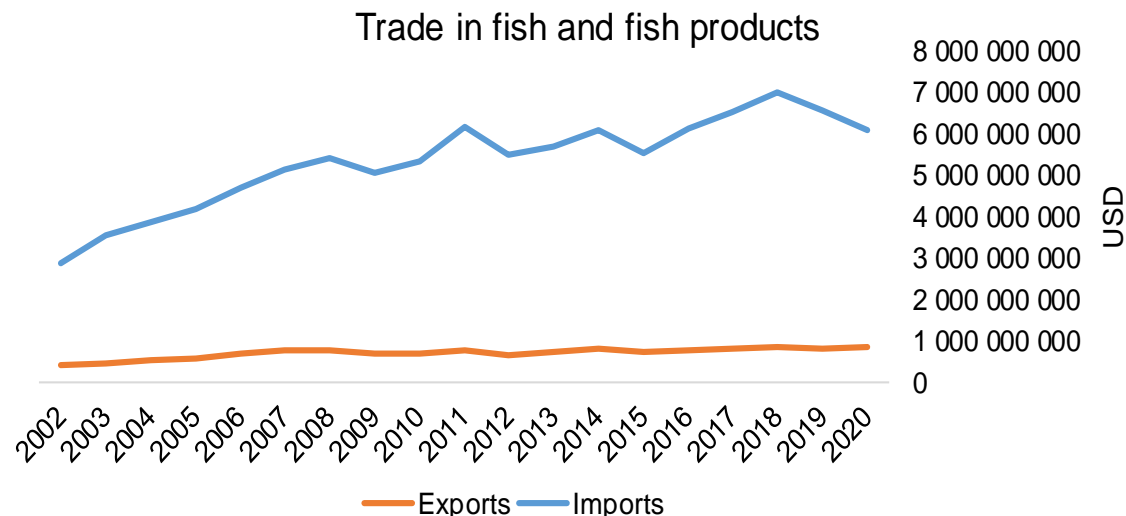




COUNTRY BRIEF

Population	Ease of doing business rank
59 641 000	58th
Length of coastline	Exclusive fishing zone
9 226 km	155 629 km ²
Average GDP growth	GDP per capita
-0.48%	USD 31 700



GDP from fisheries

0.05%

Fish available for consumption

29.8 kg/capita

Imports of fish and fish products - 2020

USD 6 113 030 670

Agricultural GDP from fisheries

2.45%

Fisheries and aquaculture production

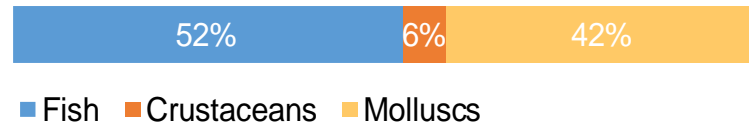
Total	263 350 tonnes
Fisheries	53%
Aquaculture	47%

Exports of fish and fish products - 2020


USD 856 131 630

Production and Trade Breakdown


Production by volume



Imports by value



Exports by value



Production - Top 10 Species (Volume)

Rank	Species	Volume (Tonnes)
1 st	Mediterranean mussel	50 908
2 nd	Rainbow trout	33 231
3 rd	Japanese carpet shell	24 337
4 th	European anchovy	23 736
5 th	Striped venus	19 092
6 th	European pilchard (Sardine)	13 785
7 th	Deep-water rose shrimp	6 841
8 th	Gilthead seabream	6 601
9 th	European hake	5 931
10 th	European seabass	4 842

Imports - Top 10 Products (Value)

			USD
1 st	Tunas, skipjack, bonito	prepared or preserved; whole or in pieces HS 1604.14	791 153 860
2 nd	Squid, cuttlefish	frozen HS 0307.43	555 813 190
3 rd	Shrimps, prawns	frozen HS 0306.17	450 719 020
4 th	Atlantic, Danube salmon	fresh or chilled; excluding fillets, livers and roes HS 0302.14	310 954 100
5 th	Pacific, Atlantic, Danube salmon	smoked, including fillets HS 0305.41	307 553 510
6 th	Octopus	frozen HS 0307.52	261 376 380
7 th	Seabream	fresh or chilled; excluding fillets, livers and roes HS 0302.85	196 395 440
8 th	Fish, other than species in 1604	prepared or preserved; whole or in pieces HS 1604.19	187 566 250
9 th	Seabass	fresh or chilled; excluding fillets, livers and roes HS 0302.84	159 458 060
10 th	Fish, other than species in 0302	fresh or chilled; excluding fillets, livers and roes HS 0302.89	157 555 580

Exports - Top 10 Products (Value)

			USD
1 st	Tunas, skipjack, bonito	prepared or preserved; whole or in pieces HS 1604.14	243 547 200
2 nd	Clams, cockles, ark shells	live, fresh or chilled HS 0307.71	48 866 180
3 rd	Seabream	fresh or chilled; excluding fillets, livers and roes HS 0302.85	44 794 550
4 th	Animal feed	of fish, marine invertebrates or mammals HS 2309.90	38 301 080
5 th	Anchovies	prepared or preserved; whole or in pieces HS 1604.16	35 987 070
6 th	Seabass	fresh or chilled; excluding fillets, livers and roes HS 0302.84	25 681 480
7 th	Squid, cuttlefish	frozen HS 0307.43	21 033 470
8 th	Shrimps, prawns	frozen HS 0306.17	20 595 730
9 th	Fish, other than species in 0302	fresh or chilled; excluding fillets, livers and roes HS 0302.89	19 620 200
10 th	Fish	live HS 0301.99	17 549 010

A GLOBEFISH Product

Information, Disclaimer


Sources

Established in 1984, GLOBEFISH is a multi-donor funded project in the Fisheries Division of the Food and Agriculture Organization of the United Nations (FAO), responsible for providing up-to-date market and trade information on fish and fish products.

[Visit our website](#)

[Subscribe to our newsletter](#) or [email us](#)

Recent Publications



[Globefish Highlights](#)

Our flagship publication, focused on prices and analysis of market trends covering a variety of major commodities. Released quarterly.



[Chinese Fish Price Report](#)

Comprehensive coverage of Chinese price trends, market information for commercially significant species, along with industry news and policy updates. Released quarterly.



[European Price Report](#)

Market and price analysis for fish and fish products in the European market. Released monthly.



This is the second edition of the GLOBEFISH Market Profiles produced for this country, and was made at the beginning of 2023.

These profiles are based on nationally reported data or information published by international agencies. As the profile is intended to reflect the most up to date information available, reporting years may vary between sections and commodities.

The designations employed and the presentation of material in this information product do not imply the expression of any opinion whatsoever on the part of FAO concerning the legal or constitutional status of any country, territory or sea area, or the delimitation of frontiers or boundaries.

The data herein presented is compiled by FAO staff at the time of its production, "as is" and "as available", and every effort is made to ensure, but not guarantee, their timeliness, accuracy and completeness. FAO assumes no responsibility for errors and omissions in the data provided. Users are, however, kindly asked to report any errors or deficiencies in this product to FAO GLOBEFISH (globefish@fao.org).

Please note

Re-exports and re-imports are not included. The term N/A has been used to indicate that information was not found in the indicated sources. The classification of fish and fish products as either processed or unprocessed is very broad and is intended for indicative purposes only.

[HS codes for fish and fish products](#)

International trade codes for fish and fish products in a user friendly format.



Sources and time periods:

-Fishing and aquaculture production (2020):
FAO's [Global Fishery and Aquaculture Production Statistics](#)

-Fish available for consumption (2017):
FAO's [Fishery and Aquaculture Statistics 2019](#)

-Population (2020), GDP Growth (2016-2020), GDP per Capita (2020):
IMF's [World Economic Outlook Databases](#)

-Imports, Exports and Share of Trade (2020):
FAO's [Global Fishery and Aquaculture Commodities Statistics](#)

-GDP, GDP from fisheries, GDP from agriculture (2020):
World Bank's [World Development Indicators](#),
OECD's [National Accounts Statistics](#) or
UNSD's [National Accounts](#)

-Ease of doing business (2020):
World Bank's [Ease of Doing Business](#) ranking

-Length of Coastline, Exclusive Economic Zone, Exclusive Fishing Zone (2003):
UNEP's [Global Environment Outlook](#)

[GLOBEFISH](#)

Explore more market information on the GLOBEFISH website



[European Price Dashboard](#)

Hundreds of prices, updated every Monday

