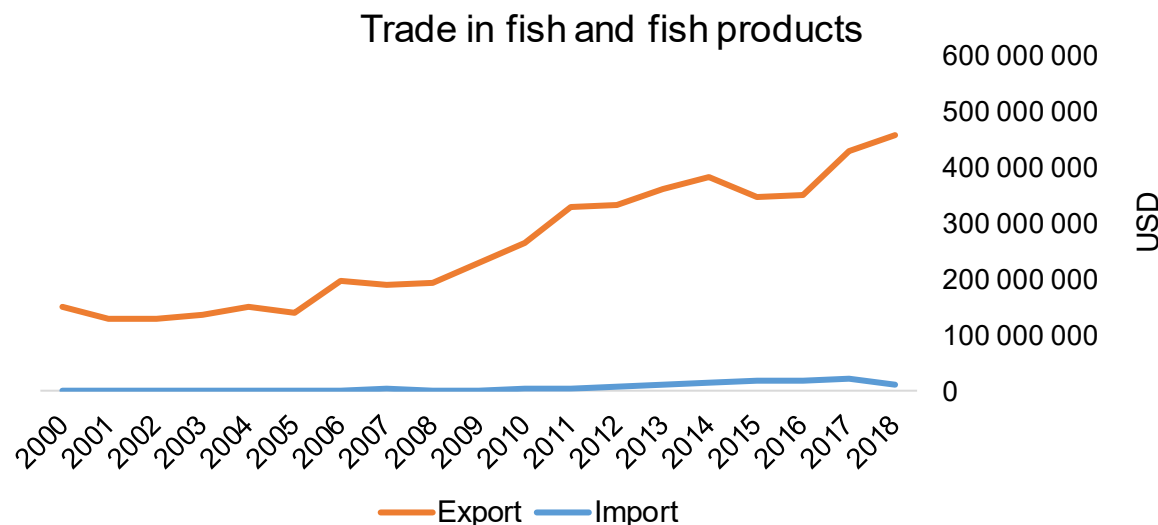




COUNTRY BRIEF

Population	Ease of doing business rank
207 906 210	161st
Length of coastline	Exclusive economic zone
2 599 km	201 520 km ²
Average GDP growth	GDP per capita
8.89%	USD 1 330



GDP from fisheries

0.40%

Fish available for consumption

1.7 kg/capita

Imports of fish and fish products - 2018

USD 11 419 000

Agricultural GDP from fisheries

1.87%

Fisheries and aquaculture production

Total 663 893 tonnes

Fisheries 76%

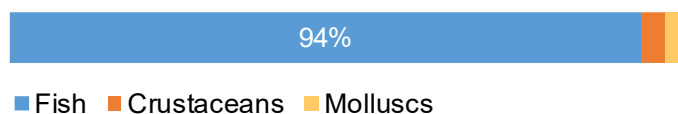
Aquaculture 24%

Exports of fish and fish products - 2018


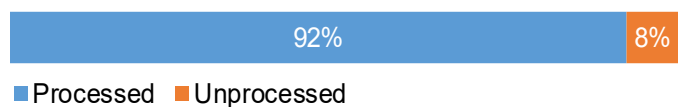
USD 459 048 000

Production and Trade Breakdown

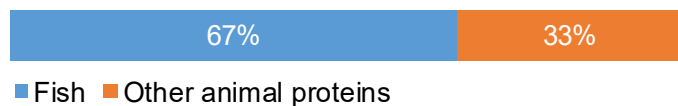
Production by volume



Imports by value



Exports by value



Production - Top 10 Species (Volume)

Rank	Species	Volume (Tonnes)
1 st	Freshwater fishes nei	144 244
2 nd	Roho labeo	46 102
3 rd	Indian mackerel	33 658
4 th	Mrigal carp	28 963
5 th	Silver carp	26 325
6 th	Grass carp	26 321
7 th	Indian oil sardine	25 550
8 th	Catla	24 696
9 th	Sea catfishes nei	19 827
10 th	Croakers, drums nei	19 559

Imports - Top 10 Products (Value)

			USD
1 st	Tilapias, catfish, carp, eels, Nile perch, snakeheads	fresh or chilled meat; excluding fillets, livers and roes HS 0304.51	5 975 000
2 nd	Catfish	frozen fillets HS 0304.62	3 614 000
3 rd	Fish, other than species in 1604	prepared or preserved; whole or in pieces HS 1604.19	415 000
4 th	Freshwater ornamental fish	live HS 0301.11	329 000
5 th	Flat fish	frozen; excluding fillets, livers and roes HS 0303.39	242 000
6 th	Fish	live HS 0301.99	186 000
7 th	Fish	prepared or preserved HS 1604.20	144 000
8 th	Pacific, Atlantic, Danube salmon	fresh or chilled fillets HS 0304.41	93 000
9 th	Tunas, skipjack, bonito	prepared or preserved; whole or in pieces HS 1604.14	71 000
10 th	Nile perch, snakeheads	frozen; excluding fillets, livers and roes HS 0303.29	70 000

Exports - Top 10 Products (Value)

			USD
1 st	Flat fish	frozen; excluding fillets, livers and roes HS 0303.39	160 275 000
2 nd	Pacific salmon	frozen; excluding fillets, livers and roes HS 0303.12	74 593 000
3 rd	Shrimps, prawns	frozen HS 0306.17	62 472 000
4 th	Salmonidae	frozen; excluding fillets, livers and roes HS 0303.19	27 413 000
5 th	Flours, meals, pellets. Unfit for human consumption	from fish or aquatic invertebrates HS 2301.20	27 247 000
6 th	Fish, other than species in 0304	frozen meat; excluding fillets, livers and roes HS 0304.99	21 261 000
7 th	Crabs	frozen HS 0306.14	16 453 000
8 th	Jack, horse mackerel	frozen; excluding fillets, livers and roes HS 0303.55	10 984 000
9 th	Flours, meals, pellets	from fish, fit for human consumption HS 0305.10	9 692 000
10 th	Sardines, sardinella, brisling or sprats	fresh or chilled; excluding fillets, livers and roes HS 0302.43	6 708 000

A GLOBEFISH Product

Information, Disclaimer


Sources

Established in 1984, GLOBEFISH is a multi-donor funded project in the Fisheries Division of the Food and Agriculture Organization of the United Nations (FAO), responsible for providing up-to-date market and trade information on fish and fish products.

[Visit our website](#)


[Subscribe to our newsletter](#) or [email us](#)

Recent Publications



[Globefish Highlights, 1/2021](#)

Our flagship publication, focused on prices and analysis of market trends covering a variety of major commodities. Released quarterly.



[Chinese Fish Price Report, 3/2020](#)

Comprehensive coverage of Chinese price trends, market information for commercially significant species, along with industry news and policy updates. Released quarterly.



[European Price Report, 4/2021](#)

Market and price analysis for fish and fish products in the European market. Released monthly.



This is the first edition of the GLOBEFISH Market Profiles produced for this country, and was made at the beginning of 2021.

These profiles are based on nationally reported data or information published by international agencies. As the profile is intended to reflect the most up to date information available, reporting years may vary between sections and commodities.

The designations employed and the presentation of material in this information product do not imply the expression of any opinion whatsoever on the part of FAO concerning the legal or constitutional status of any country, territory or sea area, or the delimitation of frontiers or boundaries.

The data herein presented is compiled by FAO staff at the time of its production, "as is" and "as available," and every effort is made to ensure, but not guarantee, their timeliness, accuracy and completeness. FAO assumes no responsibility for errors and omissions in the data provided. Users are, however, kindly asked to report any errors or deficiencies in this product to FAO GLOBEFISH (globefish@fao.org).

Please note

Re-exports and re-imports are not included.

The term N/A has been used to indicate that information was not found in the indicated sources. The classification of fish and fish products as either processed or unprocessed is very broad, and is intended for indicative purposes only.

[HS codes for fish and fish products](#)

International trade codes for fish and fish products in a user friendly format.



Sources and time periods:

-Fishing and aquaculture production (2018):
FAO's [Global Fishery and Aquaculture Production Statistics](#)

-Fish available for consumption (2017):
FAO's [Fishery and Aquaculture Statistics 2016](#)

-Population (2018), GDP Growth (2013-2018), GDP per Capita (2018):
IMF's [World Economic Outlook Databases](#)

-Imports, Exports and Share of Trade (2000-2018):
FAO's [Global Fishery and Aquaculture Commodities Statistics](#)

-GDP, GDP from fisheries, GDP from agriculture (2018):
World Bank's [World Development Indicators](#),
OECD's [National Accounts Statistics](#) or
UNSD's [National Accounts](#)

-Ease of doing business (2018):
World Bank's [Ease of Doing Business](#) ranking

-Length of Coastline, Exclusive Economic Zone, Exclusive Fishing Zone (2003):
UNEP's [Global Environment Outlook](#)

[GLOBEFISH](#)

Explore more market information on the GLOBEFISH website



[GLOBEFISH on ISSUU](#)

Read GLOBEFISH publications on ISSUU

