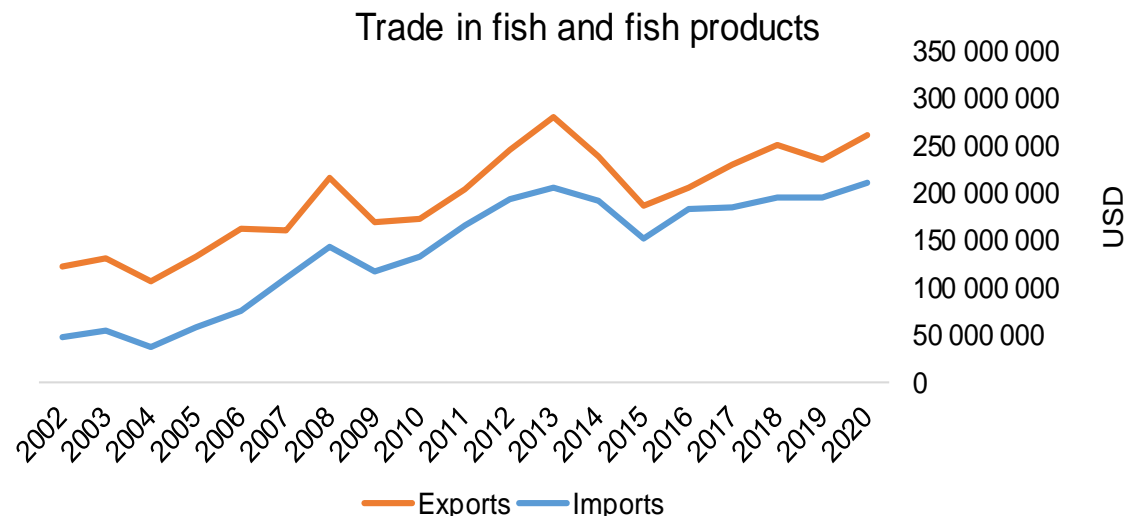




## COUNTRY BRIEF

Population	Ease of doing business rank
1 908 000	19th
Length of coastline	Exclusive economic zone
566 km	15 633 km <sup>2</sup>
Average GDP growth	GDP per capita
3.91%	USD 17 600



GDP from fisheries

0.07%

Fish available for consumption

24.2 kg/capita

Imports of fish and fish products - 2020

USD 211 294 550

Agricultural GDP from fisheries

1.69%

Fisheries and aquaculture production

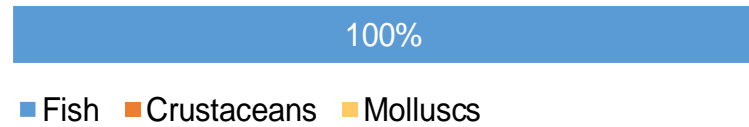
Total	104 201 tonnes
Fisheries	99%
Aquaculture	1%

Exports of fish and fish products - 2020


USD 261 665 820

## Production and Trade Breakdown

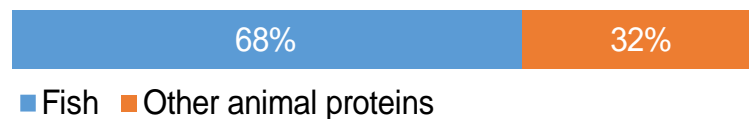
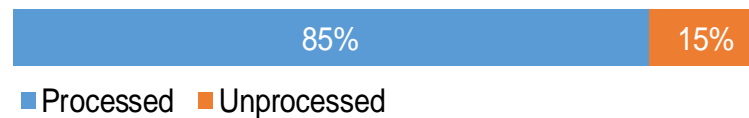
### Production by volume



### Imports by value



### Exports by value



## Production - Top 10 Species (Volume)

Rank	Species	Volume (Tonnes)
1 <sup>st</sup>	Marine fishes nei	42 553
2 <sup>nd</sup>	European sprat	28 894
3 <sup>rd</sup>	Atlantic herring	26 973
4 <sup>th</sup>	European smelt	2 593
5 <sup>th</sup>	European flounder	870
6 <sup>th</sup>	Round goby	814
7 <sup>th</sup>	Common carp	542
8 <sup>th</sup>	Sculpins nei	374
9 <sup>th</sup>	Freshwater bream	62
10 <sup>th</sup>	Rainbow trout	61

## Imports - Top 10 Products (Value)

			USD
1 <sup>st</sup>	Atlantic, Danube salmon	fresh or chilled; excluding fillets, livers and roes HS 0302.14	30 720 580
2 <sup>nd</sup>	Mackerel	frozen; excluding fillets, livers and roes HS 0303.54	22 823 520
3 <sup>rd</sup>	Cod	frozen; excluding fillets, livers and roes HS 0303.63	18 953 060
4 <sup>th</sup>	Pacific, Atlantic, Danube salmon	fresh or chilled fillets HS 0304.41	15 132 610
5 <sup>th</sup>	Fish	prepared or preserved HS 1604.20	9 330 650
6 <sup>th</sup>	Fish heads, tails, maws	frozen; excluding fillets, livers and roes HS 0303.99	7 183 590
7 <sup>th</sup>	Cod	fresh or chilled; excluding fillets, livers and roes HS 0302.51	6 261 220
8 <sup>th</sup>	Shrimps, prawns	frozen HS 0306.17	5 987 010
9 <sup>th</sup>	Herrings	frozen; excluding fillets, livers and roes HS 0303.51	5 937 860
10 <sup>th</sup>	Herrings	frozen fillets HS 0304.86	4 611 730

## Exports - Top 10 Products (Value)

			USD
1 <sup>st</sup>	Sardines, sardinella, brisling or sprats	prepared or preserved; whole or in pieces HS 1604.13	50 399 230
2 <sup>nd</sup>	Mackerel	prepared or preserved; whole or in pieces HS 1604.15	39 877 660
3 <sup>rd</sup>	Cod	frozen fillets HS 0304.71	27 501 600
4 <sup>th</sup>	Flours, meals, pellets. Unfit for human consumption	from fish or aquatic invertebrates HS 2301.20	19 506 100
5 <sup>th</sup>	Pacific, Atlantic, Danube salmon	smoked, including fillets HS 0305.41	17 867 900
6 <sup>th</sup>	Fish	prepared or preserved HS 1604.20	11 160 490
7 <sup>th</sup>	Herrings	prepared or preserved; whole or in pieces HS 1604.12	10 551 230
8 <sup>th</sup>	Sardines, sardinella, brisling or sprats	frozen; excluding fillets, livers and roes HS 0303.53	9 460 850
9 <sup>th</sup>	Herrings	frozen; excluding fillets, livers and roes HS 0303.51	9 359 620
10 <sup>th</sup>	Fish fats or oils and fractions thereof	not chemically modified or from fish-livers HS 1504.20	9 111 250

# A GLOBEFISH Product

# Information, Disclaimer


# Sources

Established in 1984, GLOBEFISH is a multi-donor funded project in the Fisheries Division of the Food and Agriculture Organization of the United Nations (FAO), responsible for providing up-to-date market and trade information on fish and fish products.

[Visit our website](#)

[Subscribe to our newsletter](#) or [email us](#)

## Recent Publications



### [Globefish Highlights](#)

Our flagship publication, focused on prices and analysis of market trends covering a variety of major commodities. Released quarterly.



### [Chinese Fish Price Report](#)

Comprehensive coverage of Chinese price trends, market information for commercially significant species, along with industry news and policy updates. Released quarterly.



### [European Price Report](#)

Market and price analysis for fish and fish products in the European market. Released monthly.



This is the second edition of the GLOBEFISH Market Profiles produced for this country, and was made at the beginning of 2023.

These profiles are based on nationally reported data or information published by international agencies. As the profile is intended to reflect the most up to date information available, reporting years may vary between sections and commodities.

The designations employed and the presentation of material in this information product do not imply the expression of any opinion whatsoever on the part of FAO concerning the legal or constitutional status of any country, territory or sea area, or the delimitation of frontiers or boundaries.

The data herein presented is compiled by FAO staff at the time of its production, "as is" and "as available", and every effort is made to ensure, but not guarantee, their timeliness, accuracy and completeness. FAO assumes no responsibility for errors and omissions in the data provided. Users are, however, kindly asked to report any errors or deficiencies in this product to FAO GLOBEFISH ([globefish@fao.org](mailto:globefish@fao.org)).

### **Please note**

Re-exports and re-imports are not included. The term N/A has been used to indicate that information was not found in the indicated sources. The classification of fish and fish products as either processed or unprocessed is very broad and is intended for indicative purposes only.

### [HS codes for fish and fish products](#)

International trade codes for fish and fish products in a user friendly format.



Sources and time periods:

-Fishing and aquaculture production (2020):  
FAO's [Global Fishery and Aquaculture Production Statistics](#)

-Fish available for consumption (2017):  
FAO's [Fishery and Aquaculture Statistics 2019](#)

-Population (2020), GDP Growth (2016-2020), GDP per Capita (2020):  
IMF's [World Economic Outlook Databases](#)

-Imports, Exports and Share of Trade (2020):  
FAO's [Global Fishery and Aquaculture Commodities Statistics](#)

-GDP, GDP from fisheries, GDP from agriculture (2020):  
World Bank's [World Development Indicators](#),  
OECD's [National Accounts Statistics](#) or  
UNSD's [National Accounts](#)

-Ease of doing business (2020):  
World Bank's [Ease of Doing Business](#) ranking

-Length of Coastline, Exclusive Economic Zone, Exclusive Fishing Zone (2003):  
UNEP's [Global Environment Outlook](#)

### [GLOBEFISH](#)

Explore more market information on the GLOBEFISH website



### [European Price Dashboard](#)

Hundreds of prices, updated every Monday

