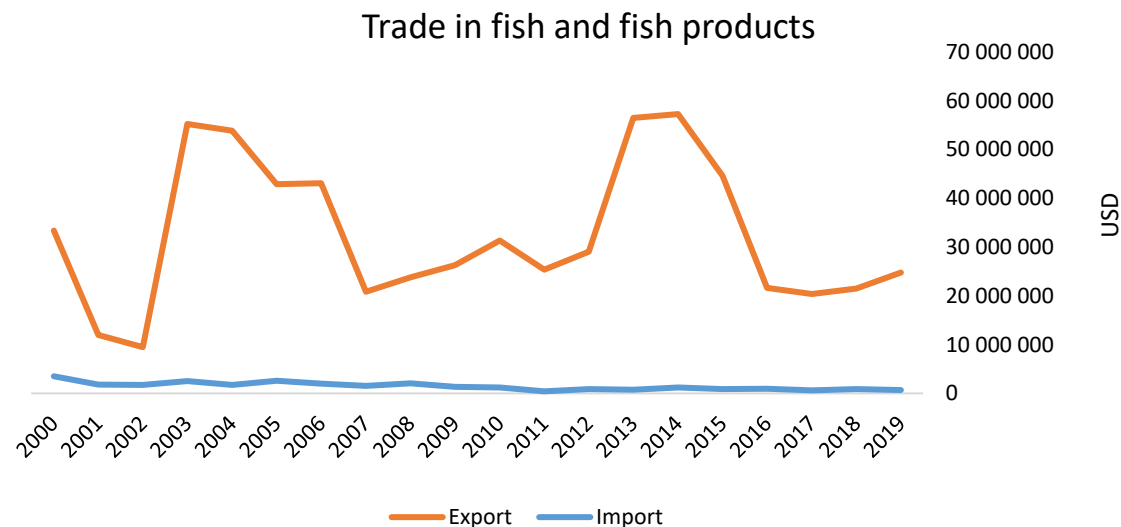




## COUNTRY BRIEF

Population	Ease of doing business rank
397 621	135th
Length of coastline	Exclusive economic zone
1 996 km	12 839 km <sup>2</sup>
Average GDP growth	GDP per capita
NA	USD 4 885



GDP from fisheries

NA

Fish available for consumption

13.8 kg/capita

Imports of fish and fish products, 2019

680 105 USD

Agricultural GDP from fisheries

NA

Fishing and aquaculture production

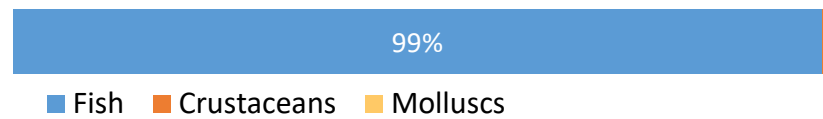
Total	216 667 tonnes
Capture	100%
Aquaculture	0%

Exports of fish and fish products, 2019

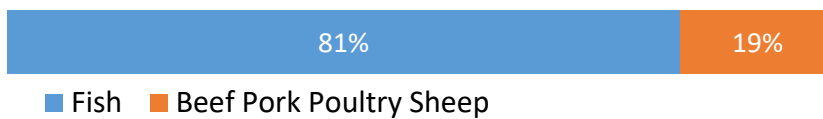
24 776 877 USD

## Production and Trade Breakdown

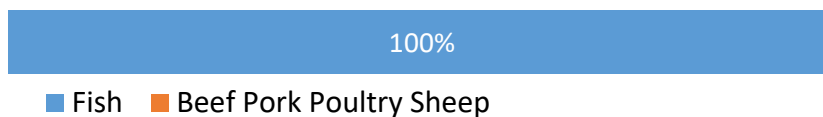
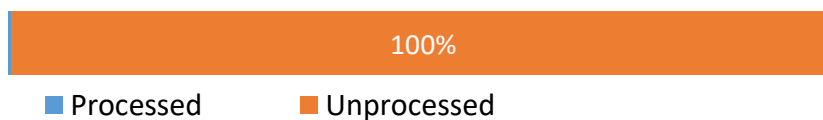
### Production by volume



### Imports by value



### Exports by value



## Production - Top 10 Species (Volume) - 2019

Rank	Species	Volume (Tonnes)
1 <sup>st</sup>	Jack and horse mackerels nei	77 216
2 <sup>nd</sup>	Atlantic chub mackerel	65 121
3 <sup>rd</sup>	Skipjack tuna	20 748
4 <sup>th</sup>	Sardinellas nei	19 430
5 <sup>th</sup>	Marine fishes nei	8 899
6 <sup>th</sup>	Yellowfin tuna	8 744
7 <sup>th</sup>	European pilchard (Sardine)	5 827
8 <sup>th</sup>	Stromboid conchs nei	2 380
9 <sup>th</sup>	Bigeye tuna	2 225
10 <sup>th</sup>	Mullets nei	1 051

## Imports - Top 10 Products (Value) - 2019

		USD
1 <sup>st</sup>	Sardines, sardinella, brisling or sprats prepared or preserved; whole or in pieces HS 1604.13	154 530
2 <sup>nd</sup>	Tunas, skipjack, bonito prepared or preserved; whole or in pieces HS 1604.14	149 954
3 <sup>rd</sup>	Mackerel prepared or preserved; whole or in pieces HS 1604.15	76 281
4 <sup>th</sup>	Shrimps, prawns live, fresh or chilled HS 0306.36	57 568
5 <sup>th</sup>	Molluscs dried, smoked, salted or in brine HS 0307.99	41 043
6 <sup>th</sup>	Squid, cuttlefish frozen HS 0307.43	30 194
7 <sup>th</sup>	Aquatic invertebrates, other than species in 1605 prepared or preserved HS 1605.69	19 471
8 <sup>th</sup>	Crustaceans frozen; includes derivative flours, meals and pellets HS 0306.19	17 103
9 <sup>th</sup>	Shrimps, prawns live, fresh or chilled; cold-water species HS 0306.35	16 497
10 <sup>th</sup>	Fish, other than species in 0304 frozen meat (whether or not minced); excluding fillets, livers and roes HS 0304.99	16 308

## Exports - Top 10 Products (Value) - 2019

		USD
1 <sup>st</sup>	Rock lobster, other sea crawfish frozen HS 0306.11	10 010 149
2 <sup>nd</sup>	Molluscs dried, smoked, salted or in brine HS 0307.99	4 350 002
3 <sup>rd</sup>	Molluscs live, fresh or chilled HS 0307.91	3 402 391
4 <sup>th</sup>	Lobsters frozen HS 0306.12	3 324 579
5 <sup>th</sup>	Shrimps, prawns frozen HS 0306.17	2 216 045
6 <sup>th</sup>	Shrimps, prawns frozen; cold-water species HS 0306.16	683 410
7 <sup>th</sup>	Shrimps, prawns live, fresh or chilled; cold-water species HS 0306.35	172 496
8 <sup>th</sup>	Sea cucumbers dried, smoked, salted or in brine or smoked HS 0308.19	164 583
9 <sup>th</sup>	Rock lobster, other sea crawfish live, fresh or chilled HS 0306.31	156 051
10 <sup>th</sup>	Fish, other than species in 0305 salted or in brine, not dried or smoked HS 0305.69	108 000

# A GLOBEFISH Product

GLOBEFISH is a foremost source of information and analysis on international fish trade. Established in 1984, GLOBEFISH is a multi-donor funded project in the Fisheries and Aquaculture Department of the Food and Agriculture Organization of the United Nations (FAO), responsible for providing up-to-date market and trade information on fish and fish products.

[Visit our website](#)

[Subscribe to our newsletter](#) or [email us](#)

## Recent Publications



### [Globefish Highlights, 4/2019](#)

Our flagship publication, focused on prices and analysis of market trends covering a variety of major commodities. Released quarterly.



### [Chinese Fish Price Report, 2/2020](#)

Comprehensive coverage of Chinese price trends, market information for commercially significant species, along with industry news and relevant policy updates. Released quarterly.



### [European Price Report, 11/2020](#)

Market and price analysis for fish and fishery products in the European market. Released monthly.



# Information, Disclaimer

This is the first version of the GLOBEFISH Country Profiles produced for this country, and was made at the beginning of 2020

These profiles are based on nationally reported data or information published by international agencies. As the profile is intended to reflect the most up to date information available, reporting years may vary between sections and commodities.

The designations employed and the presentation of material in this information product do not imply the expression of any opinion whatsoever on the part of FAO concerning the legal or constitutional status of any country, territory or sea area, or concerning the delimitation of frontiers or boundaries.

The data herein presented is compiled by FAO staff at the time of its production, "as is" and "as available," and every effort is made to ensure, but not guarantee, their timeliness, accuracy and completeness. FAO assumes no responsibility for errors and omissions in the data provided. Users are, however, kindly asked to report any errors or deficiencies in this product to FAO GLOBEFISH ([globefish@fao.org](mailto:globefish@fao.org)).

### **\*Please note**

Exports are based on FOB data; imports are based on CIF. Re-exports and re-imports are not included.

The classification of fish and fish products as either processed or unprocessed is very broad, and is intended for indicative purposes only.

Beef, pork, poultry and sheep refers to products under HS codes 0201, 0202, 0203, 0204, 0207, 021011, 021012, 021019, 021020 and 1601.

# Sources

Sources and time periods:

-Fishing and aquaculture production (2018):  
FAO's [Global Fishery and Aquaculture Production Statistics](#)

-Fish available for consumption (2013):  
FAO's [Fishery and Aquaculture Statistics 2016](#)

-Population (2018), GDP Growth (2013-2018), GDP per Capita (2018): IMF's [World Economic Outlook Databases](#)

-Imports, Exports and Share of Trade (2015-2019):  
UN's [Comtrade database](#)

-GDP, GDP from fisheries, GDP from agriculture (2018):  
World Bank's [World Development Indicators](#),  
OECD's [National Accounts Statistics](#) or  
UNSD's [National Accounts](#)

-Ease of doing business (2020):  
World Bank's [Ease of Doing Business](#) ranking

-Length of Coastline, Exclusive Economic Zone, Exclusive Fishing Zone (2003):  
UNEP's [Global Environment Outlook](#)

## [GLOBEFISH](#)

Explore more market information on the GLOBEFISH website



## [GLOBEFISH on ISSUU](#)

Easily browse GLOBEFISH publications on ISSUU

