



Food and Agriculture  
Organization of the  
United Nations

# EUROPEAN PRICE REPORT



## Latest trends

April 2022  
04/2022

The week before Easter is a major fish consumption period, especially in those parts of Europe with Catholic populations. This year, Easter also represented the first holiday period after the pandemic-related lockdowns and restrictions which endured throughout the winter months. Restaurants have reopened everywhere and European consumers have been taking full advantage of the return to normality. As a result, demand for seafood has reached sky-high levels in all major markets. At the same time, however, high fuel costs have been impacting suppliers, and fishers in various parts of the continent have been striking to seek reductions in fuel prices.

The conflict in Ukraine has also created several supply chain issues, particularly for groundfish suppliers, despite the exclusion of Russian groundfish from the European Union embargo on Russian products. The net result of these contrasting drivers on the demand and supply sides has been steeply rising prices for most products. In particular, prices for tuna, Norwegian lobster and groundfish have all risen significantly over recent weeks.

## GROUND FISH

Russian groundfish has not been included in the fifth round of European Union sanctions, which included crustaceans such as crab. The Russian Federation exports significant quantities of groundfish to Europe, with the bulk consisting of Alaska pollack routed through China, an important source of raw material for EU fish processing industry.

### Index for prices

Groundfish	8
Flatfish	10
Tuna	11
Small Pelagics	11
Cephalopods	12
Crustaceans	14
Bivalves	15
Salmon	16
Trout	17
Freshwater fish	17
Non Traditional Species	17
Seabass-Seabream-Meagre	18

The **European Fish Price Report**, based on information supplied by industry correspondents, aims to provide guidance on broad price trends. Price information is indicative and should be used only for forecasting medium- and long-term trends. FAO is not responsible for any errors or omissions.

## GROUND FISH (cont.)

Russian frozen groundfish spot prices were steady in the Far Eastern, North-Western and Central regions during week 15. However, prices in US dollars moved down as the Russian currency weakened.

## TUNA - BILLFISHES

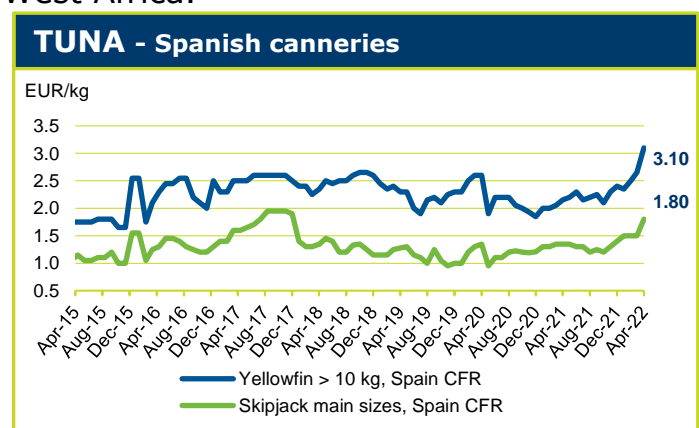
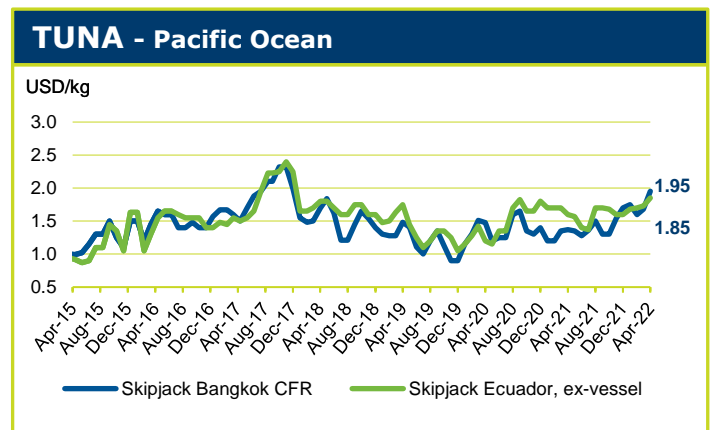
Fishing in the Western and Central Pacific (WCP) remains slow-to-moderate. This, together with the high bunker prices and operating costs, is pushing skipjack prices sharply higher. For the first time in many years, skipjack prices in Bangkok are higher than those paid in Manta.

Catches in the Indian Ocean have improved to moderate-to-good and local canneries are sufficiently supplied. There has been an increase in carrier transshipment activities in the Seychelles. Following the uptrend in Bangkok, skipjack and yellowfin prices have increased.

The 72-day ICCAT FAD closure in the Atlantic Ocean ended on 13 March and there has been a significant improvement in catches. Raw material inventories at local canneries remain low for now and will take some time to recover even with the improved fishing. Skipjack and yellowfin prices have risen in West Africa.

Fishing in the Eastern Pacific Ocean has improved slightly to moderate. Carriers continue to arrive from WCP to supplement local landings. Skipjack prices continue to increase in Manta, but Manta prices are below the Bangkok price level, for the first time in recent history. Yellowfin prices have also increased.

Meanwhile, European prices for both skipjack and yellowfin have risen sharply due to high demand, and the indicative price for cooked, single cleaned skipjack loins has also increased.

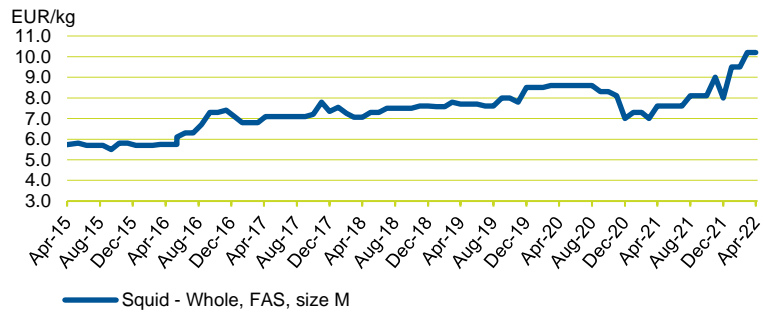


## CEPHALOPODS

Due to very poor catches of Loligo Squid, the fishing season in South Africa has been extended by one month to include April, although the fishing situation has not improved. Stocks are very low and prices are sky high.

The octopus season in Indonesia has come to an end. Prices are high due to limited supply, and are likely to remain so as the off-season continues until September 2022.

### SQUID - in Italy, origin: South Africa

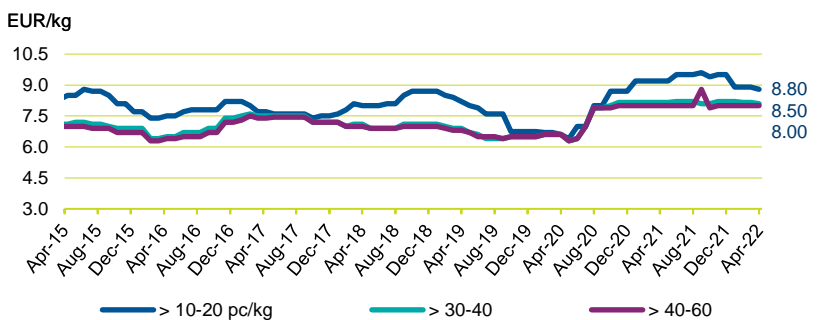


## CRUSTACEANS

Farmed shrimp supply has remained seasonally low during the first quarter in South and South East Asia, with the exception of Indonesia.

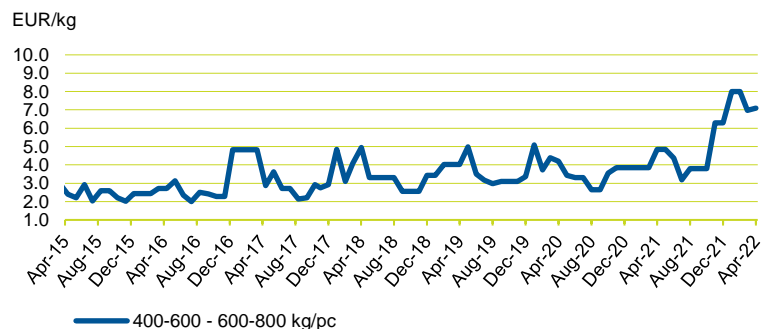
Shrimp prices remain high, with shortages being experienced for small sizes. The restaurant trade in Europe has recovered completely, explaining such high demand in a period of the year which is normally a weak period for shrimp consumption.

### ARGENTINA RED SHRIMP - origin: Argentina



Land processing of shrimp in Argentina has come to an end, with lower production than in previous years. However, ample inventories of shrimp processed on-board arriving in the European market is keeping prices steady, with some declines expected in the coming weeks. Overall, the market is characterised by uncertainty due to the present political situation in Europe.

### CRAB - in France, origin: Europe



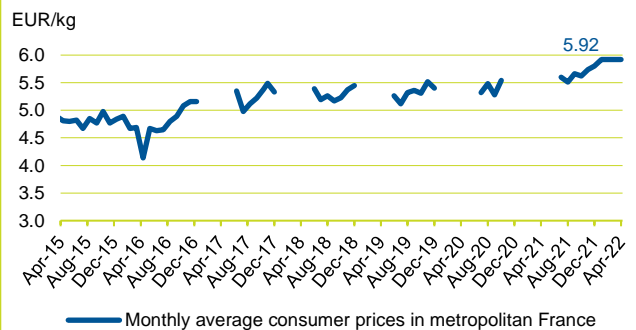
Crab and lobster sales are benefiting from the reopening of full-service restaurants and there is significant price tension due to lower supply, which is normal for this time of year.

## BIVALVES

The Russian Federation has become the main importer of frozen mussels from Chile. This market has not been affected by trade sanctions.

According to the French statistics institution (INSEE), the consumer price index increased by 4.5 percent year on year in March 2022 (compared with 2.9 percent in January and 3.6 percent in February 2022). Increased energy costs due to geopolitical uncertainties are among the most important underlying factors. Food inflation was 2.8 percent, while fresh food inflation was 7.2 percent. France lifted more COVID-19 restrictions on 14 March, suspending vaccination certificates and allowing the removal of face masks indoors, with the exception of public transport and health establishments. This has allowed for a return to normal consumption in restaurants and cafés. With the end of the French bouchot mussel season, there is increased availability of Spanish rope mussels and Dutch bottom mussels.

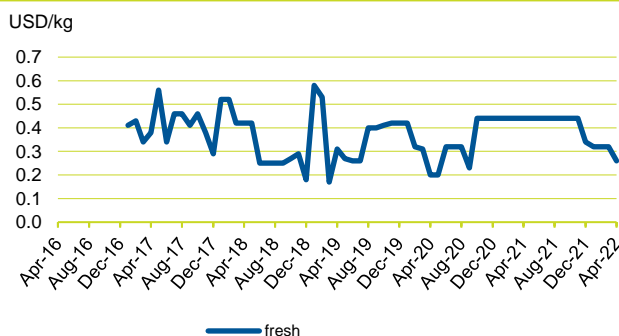
### MUSSEL BOUCHOT - in France



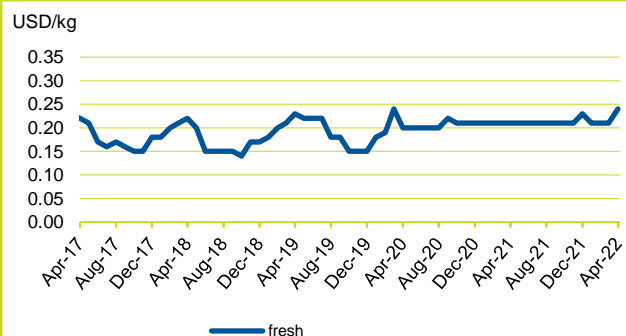
## SMALL PELAGICS

In Poland the price of herring has declined sharply due to good landings. In contrast, sprat prices have increased and are approaching herring prices, quite an unusual occurrence.

### Herring - in Poland



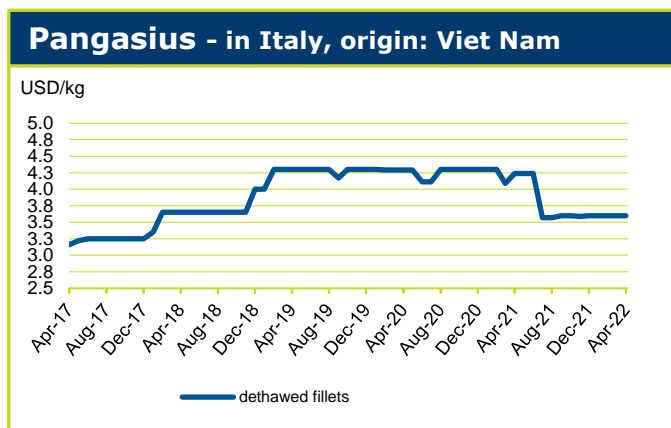
### Sprat - in Poland



## FRESHWATER

In Central European countries, carp is a typical fish for the Holy Week, especially for the Holy Friday meals. Demand was strong this year for this product, and prices went up.

Exports of pangasius fillets from Viet Nam to the European Union continued to decline in 2021. Some 53 000 tonnes were imported which compare to 116 000 tonnes five years earlier. Five years ago, Spain was the main importer of this product with about 25 000 tonnes in 2016. Last year, this amount declined to 6 300 tonnes. The Netherlands are now the main importing country with 11 000 tonnes, but also for this country a substantial decline (-50 percent) when compared with five years ago.



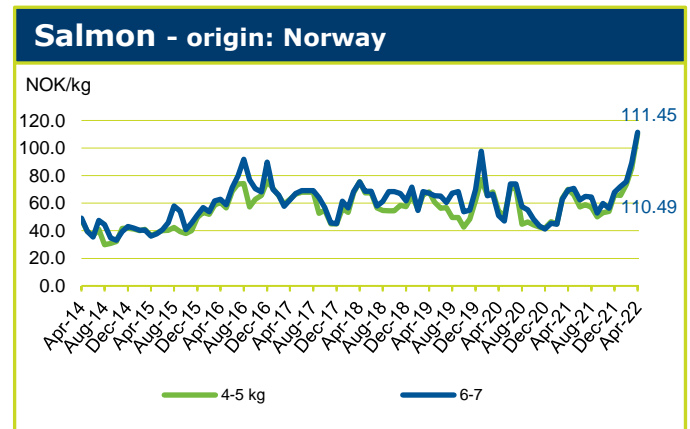
## SALMON

European prices for farmed Norwegian salmon are spiking to extreme heights in April, with the Fish Pool Index surpassing NOK 100 per kg in week 14 and reaching NOK 109.15 per kg in week 15. A combination of factors are driving these prices increases, both on the supply side and demand side. Despite steeply rising COVID-19 cases in many countries, reopening has generally continued unabated and this is translating into a demand surge across the continent, outstripping supply growth by a significant extent.

At the same time, the conflict in Ukraine has been complicating logistics and adding additional costs for fuel, shipping and aquaculture input costs. The exceptionally high price levels have underpinned successive Norwegian seafood export records so far in 2022, with salmon the major contributor. In March, according to the Norwegian Seafood Council (NSC), Norway registered the highest ever seafood export value of NOK 12.4 billion, of which NOK 8.5 billion was accounted for by salmon. Over the first quarter of the year, Norway exported 283 200 tonnes worth NOK 23.2 billion, representing a year-on-year decline of 5 percent and an increase of 33 percent respectively.

In the UK, prices for exported Scottish salmon have been hitting comparable heights, with prices for 1-3 kg Atlantics hitting GBP 10 per kg in week 17, more than twice the level recorded in the same week last year.

The soaring salmon prices currently being observed on European markets are exceeding most expectations and the projections for the remainder of the year have been adjusted according. Despite multiple sources of uncertainty in the market, including the Ukraine conflict and the lingering impacts of COVID-19, the extremely tight market is forecast to keep prices around NOK 70 per kg for the majority of 2022. The current extreme situation is not expected to endure much longer however, as higher volumes of fish are expected to hit the market and push prices down from their present heights over the next few weeks.

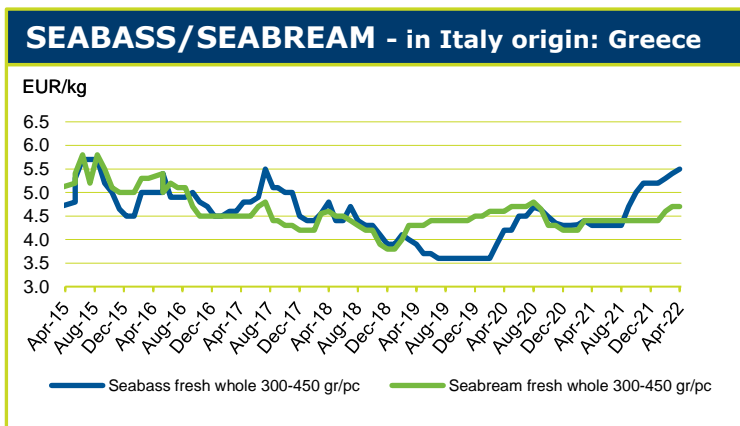


## TROUT

Export prices for farmed Norwegian trout are down slightly in January, after a strong end to 2021. As of week 1, 2021, prices for fresh head-on-gutted Norwegian trout were averaging NOK 67.76 per kg (FOB), 27 percent above the same week last year. Trout was one of several seafood categories for which Norwegian exporters posted revenue records in 2021, with the NSC reporting 73 000 tonnes exported (-12 percent) worth NOK 4 billion (+5 percent). The price for fresh whole trout increased significantly in 2021, up 19 percent to NOK 59.20 per kg.

## SEABASS SEABREAM

European prices for farmed European seabass have continued climbing in April 2022, with Greek 300-450 g fresh fish selling for EUR 5.50 per kg on the Italian market. Meanwhile, prices for Greek 300-450 g Gilthead seabream on the Italian market have remained stable relative to last month, at EUR 4.70 per kg. Production of both species is set to increase moderately in 2022, but at the same time there are multiple sources of upward price pressure. Tourist volumes, traditionally a major source of bass and bream demand, have been picking up with the approach of the first fully reopened summer since the pandemic. Retail demand for bass and bream products also remains strong, and generally the outlook in the near-term remains good.





Fish Species Trade Name	Product Form	Grading	Price per kg		Reference & Area	Origin		
			As stated	EUR USD				
<b>GROUND FISH</b>								
<b>April 2022</b>								
<b>Cod/Cabillaud, Morue/ Bacalao</b> <i>Gadus morhua</i>	Fresh gutted		N.Q.		Poland FOB	Baltic Sea		
	Fresh - Whole	1-2 kg/pc	7.21	7.75 +	Italy CPT	Denmark		
		2-4	8.26	8.88 +				
	Fresh, fillet	100-200 g/pc	7.50	8.06 -				
		200-300	6.62	7.12				
	Fillet	500-1000	6.95	7.47				
		1000-2000	7.76	8.34 +				
	Stockfish, soaked		6.09	6.55 -				
	Stockfish, dry	700 g/pc	23.50	25.27 +			DDP	Norway
	wet salted fillets	700-1000 g/pc	10.30	11.08 =				Iceland
	IQF, loin portion single frozen		10.45	11.24 +			CIF	
	portion		9.49	10.25	United States of America CIF	Norway		
	H&G		4.25	4.57				
	Portion	1-6 oz/pc	10.25	11.02 =				Poland
	H&G	1000-2000 g/pc	3.95	4.25 -				Russian Federation
		2000-3000	4.80	5.16 +				
		3000-4000	5.00	5.38 *				
	Fillet	16-32 oz/pc	6.00	6.45 *				
	IQF	5 oz/pc	14.25	15.39		Iceland		
	Salted cod		13.50	14.52 =	Spain wholesale	Europe		
Fresh		6.50	6.99 +					
Frozen		13.50	14.52 +					
Fresh cultured		4.00	4.30 =					
Fresh fillets		7.80	8.39 -					
Fresh, gutted	2-3	9.20	9.89 +	France wholesale	France			
	3-4	9.70	10.43 +					
	4-5	10.20	10.97 +					
Fillet	100-200 g/pc	12.10	13.01 -					
	200-300	12.80	13.76 -					
<i>Gadus macrocephalus</i>	Fillet - wet salted - 1st quality produced from frozen raw material	400-700 g/pc	10.10	10.86 =	Italy CIF	Denmark		
<b>Hake/Merlu/Merluza</b> <i>Merluccius capensis</i>	Minced block		2.25	2.42 =	Namibia FOB for Spanish market	Namibia		
	H&G, wrapped	350-600 g/pc	2.48	2.67	Spain ex-vessel			
		500-800	2.85	3.06				
		600-900	2.97	3.19 -				
		900-1300	3.65	3.92				
		800-1200	3.58	3.85				
	Fillet, skin-on, interleaved	70-115 g/pc	3.98	4.28			South Africa	
		110-170	3.85	4.14				
	Fillet, skin-less, interleaved	60-110 g/pc	4.09	4.40				
		110-170	4.25	4.57				
	170-220	4.85	5.22					
IQF portion, trapeze	90-110 g/pc	9.40	10.11 +	Italy CIF	Namibia			
<i>Merluccius merluccius</i>	Fresh - whole	100-200 g/pc	4.77	5.75 +	CPT	Mediterranean		
		200-300	5.72	6.89 +				
		300-500	6.18	7.45 +				
		500-1000	6.62	7.98 +				
		1000-2000	6.62	7.98 -				
		2000-4000	6.44	7.76 -				
		1000-2000 g/pc	7.20	8.67 +	France wholesale	France		
		2000-3000	7.70	9.28 +				
		3000-4000	8.20	9.88 +				
	Fillet		10.50	12.65 *				
<i>Merluccius hubbsi</i>	Frozen	3-4 pc/kg	5.60	6.02 -	Spain wholesale	Spain		
	Fresh, from trawling	1000 g/pc	4.80	5.16 +				
	Fresh, from longlining	1000	7.00	7.53 +				
		1000	9.50	10.22 +		Europe		
	IQF, H&G	600-700 g/pc	2.35	2.53	FOB	Spain		
		700-1000	2.39	2.57				
		1000-1500	2.59	2.78				
		1200-1600	2.75	2.96				
		1500-2000	3.15	3.39				
		300-450 g/pc	1.95	2.10				
	500-700	2.15	2.31					
	600-900	2.35	2.53					
	H&G, interleaved	70-120 g/pc	1.65	1.77		Argentina		
	100-200 g/pc	1.69	1.82					
	200-300	1.85	1.99					
	300-500	2.35	2.53					
	450-650	2.35	2.53					
	900-1200	2.98	3.20					
<i>Merluccius productus</i>	Fillet, skinless	80-120 g/pc	2.96	3.18 *				
	Fillet, PBO		3.98	4.30 +	ex coldstore	USA		
	Minced block		2.59	2.80 +				





Fish Species Trade Name	Product Form	Grading	Price per kg			Reference & Area	Origin		
			As stated	EUR	USD				
<b>GROUND FISH (cont.)</b>									
<b>April 2022</b>									
Alaska pollack/Lieu de l'Alaska/Colin de Alaska <i>Theragra chalcogramma</i>	H&G	> 25	RUB	90.00	1.08	1.16	Russia wholesale	Russia	
	Block			3.53	3.80		United States of America FOB	United States of America	
Saithe/Lieu noir/Carbonero <i>Pollachius virens</i>	Loins			4.00	4.30		CIF	Russia	
	H&G			1.93	2.08				
Haddock/Eglefin/Eglofino <i>Melanogrammus aeglefinus</i>	H&G	< 0.8 kg/pc	NOK	18.75	1.94	2.09	Sweden FCA	Norway	
				1.80	1.94		United States of America CIF		
Ling/Lingue franche/Maruca <i>Molva molva</i>	Fillet - wet salted Produced from fresh raw material 1st quality	1-1.5 kg/pc		6.10	6.56	=	Italy DDP	Faeroe Islands	
	IQF, fillets, skin-on	1-1.7 kg/pc		3.45	3.71		Spain FOB	Spain	
Monkfish/Baudroie/Rape <i>Lophius spp.</i>	Fresh, tail	< 300 g/pc		7.80	8.39	+	Italy CPT	UK	
		300-500		9.95	10.70	+			
		500-1000		11.16	12.00	+			
		1000-2000		11.37	12.23	+			
		> 2000		13.68	14.71	+			
	Fresh, gutted	1000-2000		6.46	6.95			Mediterranean	
		Fresh, whole	300-600 g/pc		6.34	6.82			-
			600-1000		10.00	10.75			
			1000-2000		9.27	9.97			
			I		8.92	9.59			
		II		6.00	6.45				
Tails	80-200 g/pc	140-250		4.75	5.11		Spain FOB	Spain	
		250-500		4.97	5.34				
		300-800		5.28	5.68				
		> 4000		2.50	2.69				
		4000-5500		9.45	10.16				
		4500-6000		9.98	10.73				
	Whole	500-1000 g/pc		4.75	5.11				
		1000-2000		5.95	6.40				
		2000-4000		5.95	6.40				
		3000-5000		5.50	5.91				
Skinless fillets	200-300 g/pc		14.50	15.59					
Tails, skinless	100-200 g/pc	< 100	2.00	2.15			Guinea		
			5.85	6.29			Namibia		
John Dory/Saint Pierre Pez de San Pedro <i>Zeus faber</i>	Fresh - whole	1-2 kg/pc		21.00	22.58	=	France wholesale	France	
		2-3		22.00	23.66	=			
	whole	small		3.50	3.76	+	Italy CPT	Italy	
		medium		6.22	6.69	+			
		big		6.85	7.37	+			
	Fresh - gutted	600-800		12.39	13.32	+			
		800-1000		9.94	10.69	+			
1000-2000			11.63	12.51	+				
> 2000			18.68	20.09	+				
Fresh - fillets			9.90	10.65	+				
H&G	< 200 g/pc		2.35	2.53		Spain FOB	Mauritania		
	250-500		5.48	5.89					
Golden redfish Sébastes doré Gallineta dorada <i>Sebastes mentella</i>	Block, H&G, Japanese cut	50-100 g/pc		1.55	1.67	=		Spain	
		100-150		1.85	1.99	=			
		150-200		2.05	2.20	=			
		200-300		2.49	2.68	=			
	300-500		2.95	3.17	=				
Block, whole	400-500 g/pc		1.35	1.45	=				
<i>Sebastes marinus</i>	H&G	50-100 g/pc		1.79	1.92				
<i>Sebastes norvegicus</i>	Fresh, fillet			7.50	10.78		Italy CPT	Norway	
Common dentex/ Dentex commun Dentón <i>Dentex dentex</i>	Fresh	0.5-1 kg/pc		11.93	12.83	+		Mauritania	
		0.8-1		12.32	13.25	+			
		1-2		12.04	12.95	+			
		2-4		11.40	12.26	+			
		200-350 g/pc		2.45	2.63				
	325-450		2.65	2.85		Spain CIF	Guinea		
	450-700		2.85	3.06					
	700-1000		3.35	3.60					
	<i>Dentex gibbosus</i>	0.4-0.6 kg/pc	0.6-0.8		14.20	15.27		Italy CPT	Mauritania
			0.8-1		10.40	11.18			
1-2				15.46	16.62	+			
2-3				15.44	16.60	+			
3-5				15.24	16.39	+			
5-10				14.04	15.10	+			
> 10				13.83	14.87	+			
			14.34	15.42	+				



Fish Species Trade Name	Product Form	Grading	Price per kg			Reference & Area	Origin
			As stated	EUR	USD		
<b>FLATFISH</b>							
<b>April 2022</b>							
<b>Turbot/Rodaballo</b> <i>Psetta maxima</i>	Fresh - whole farmed	0.5-1 kg/pc	4.00	4.30 =	Spain CIF	Spain	
		1-2	5.00	5.38 =			
		2-3	7.00	7.53 =			
		3-4	9.00	9.68 =			
	Fresh - whole wild	0.3-0.5 kg/pc	12.50	13.44	Italy CPT	Netherlands	
		0.5-1	14.00	15.05			
		0.8-1	15.85	17.04			
		1-2	23.00	24.73			
		2-3	24.85	26.72			
	Culture	600-800 g/pc	10.86	11.68 +	Italy CPT	Spain/Portugal	
800-1000		12.32	13.25 +				
1000-1500		12.04	12.95 +				
1500-2000		11.40	12.26 +				
2000-2500		10.89	11.71 +				
3000-4000		11.76	12.65 +				
Fresh - gutted, wild	0.5-1 kg/pc	15.87	17.06	Italy CPT	Netherlands		
	0.7-1	10.59	11.39				
	1-2	12.95	13.92				
	2-3	11.25	12.10				
Fresh - fillets		17.15	18.44	Italy CPT	Netherlands		
	Fresh - whole	0.8-1	7.75			8.33	
<b>Spiny turbot/turbot épineux/ rodaballo espinoso</b> <i>Psettoides spp.</i>	Fresh - fillets		6.51	7.00			
<b>Sole/Sole/ Lenguado</b> <i>Solea vulgaris</i>	Fresh - whole wild	120-175	13.45	14.46	Spain CIF	Spain	
		175-200	15.10	16.24			
		200-300	17.20	18.49			
		300-500	25.80	27.74			
		400-500	24.45	26.29			
		500-600	25.80	27.74			
		600-800	35.95	38.66			
		800-1000	38.45	41.34			
		200-300 g/pc	19.80	21.29			Denmark
		300-500	26.30	28.28			
	400-500	26.30	28.28				
	200-301	500-600	28.80	30.97	Denmark		
		200-301	29.30	31.51			
		200-300 g/pc	20.25	21.77		France	
		300-400	21.80	23.44			
	400-600	22.90	24.62				
	600-800	22.90	24.62				
800-1000	800-1000	22.90	24.62	France			
	1000-2000	22.90	24.62				
	1000-2000	22.90	24.62				
IQF - whole	16-18 cm/pc	5.45	5.86	FOB	Mauritania		
	19-21	7.65	8.23				
	21-24	9.85	10.59				
400-500 g/pc		8.98	9.66	FOB	Spain		
Fresh - gutted	5	14.15	15.22 *	Italy CPT	Netherlands		
	4	14.13	15.19 +				
	3	15.67	16.85 +				
	3+	18.00	19.35 +				
	2	19.10	20.54 +				
<b>Sand sole/sole-pole Lenguado de arena</b> <i>Solea lascaris</i>	Fresh - whole	150-300 g/pc	12.33	13.26 +	Italy CPT	West Africa	
		300-600	12.52	13.46 +			
<b>Senegalese sole/sole du Sénégal Lenguado senegalés</b> <i>Solea senegalensis</i>	Fresh - whole, farmed	300-400 g/pc	16.90	18.17 +	Italy CPT	Spain	
		400-500	16.90	18.17 +			
		500-600	15.90	17.10 +			
		600-700	15.90	17.10 +			
Frozen on board, IWP	400-500 g/pc	5.85	6.29	Spain CIF	Guinea		
<b>European plaice/ Plie d'Europe/ Solla europea</b> <i>Pleuronectes platessa</i>	Fresh - whole	300-400 g/pc	5.00	5.38	Italy CPT	Netherlands	
		400-600	5.20	5.59			
		> 600	5.35	5.75			
	Fresh - fillet	60-80 g/pc	8.55	9.19 +	Italy CPT	Netherlands FOB (for Italian market)	
IQF, whiteskin, 25 percent glazing		N. 2	7.50	8.06 +			
IQF, skinless, 25 percent glazing		N. 2	7.90	8.49 +			
<b>European Flounder/ Flet d'Europe/ Platija europea</b> <i>Platichthys flesus</i> <i>Scophthalmus rhombus</i>	Fresh - whole		2.51	2.70	Italy CPT	Netherlands FOB (for Italian market)	
		IQF, white skin on, 25% glazing	No 2	7.10			7.63
		IQF, skinless, 25% glazing	No 2	7.50			8.06
<b>Megrims/ Cardine/ Gallo</b> <i>Lepidorhombus Spp</i>	Whole	< 150 g/pc	2.25	2.42	Spain FOB	Spain	
		150-200	2.75	2.96			
		200-350	3.85	4.14			



Fish Species Trade Name	Product Form	Grading	Price per kg		Reference & Area	Origin		
			As stated	EUR USD				
<b>TUNA/BILLFISHES</b>								
<b>April 2022</b>								
Tuna/Thon/Atún for canning	Skipjack - whole		1.81	1.95 +	Bangkok CFR	Western/Central Pacific Ocean		
	Skipjack - whole		1.81	1.95 +	FOB			
	Skipjack - whole		1.71	1.85 +	Ecuador	Eastern Tropical Pacific Ocean		
	Yellowfin - whole		2.25	2.43 +	ex-vessel			
	Skipjack - whole		1.43	1.54 +	Seychelles	Indian Ocean		
	Yellowfin - whole		2.35	2.53 +	FOB			
	Skipjack - whole		1.39	1.49 +	Abidjan	Atlantic Ocean		
	Yellowfin - whole	> 10 kg		2.45	2.63 +	ex-vessel		
	Skipjack - whole	1.8-3.4 kg/pc		1.80	1.94 +	Spain CFR	Various origins	
	Yellowfin - whole	> 10 kg		3.10	3.33 +			
	Skipjack	> 1.8 kg/pc		1.39	1.50	Tunisia CFR	Seychelles (Korean vessel)	
	Yellowfin - pre-cooked loins	double cleaned		5.93	6.40	Europe CFR	Ecuador	
		single cleaned		6.48	7.00 +			
	Skipjack - pre-cooked loins			6.02	6.50			
	Skipjack - cooked & cleaned loins - vacuum packed	double cleaned		6.00	6.45 +		various origins	
	for direct consumption	Albacore - whole	< 15 kg/pc	4.45	4.78 +	Spain wholesale	Atlantic	
		H&G	< 15	3.95	4.25 +			
		Yellowfin- H&G	< 25 kg/pc		4.65	5.00 =	FOB	
			> 20		6.35	6.83 +		
			25-50		6.35	6.83 +		
50-100				6.35	6.83 +			
		> 100		6.35	6.83 +			
Skipjack - cooked loins		single cleaned		4.26	4.60			
Bigeye - frozen loins				6.57	7.10			
Bigeye - H&G		< 25 kg/pc		4.65	5.00 +	FOB		
		> 20		6.35	6.83 +			
		25-50		6.35	6.83 +			
		50-100		6.35	6.83 +			
	> 100		6.35	6.83 +				
Yellowfin - whole	> 30		1.99	2.15	CFR	Yemen		
Bluefin, fresh - whole	10-20 kg/pc		14.00	15.05	Italy CPT	Spain		
	20-30		13.91	14.96 -				
	30-50		13.95	15.00 +				
	> 50		14.50	15.59 +				
Yellowfin - Steaks	6 oz/pc		9.45	10.21	United States of America CIF	Costa Rica Panama		
Yellowfin - Loins			8.92	9.63				
Swordfish/Espadon/ Pez espada <i>Xiphias gladius</i>	Fresh - whole	< 12 kg/pc	5.00	5.38 =	Spain wholesale	Atlantic Ocean		
		> 25	25.00	26.88 =				
		average	20.00	21.51 =				
	whole	< 12 kg/pc		3.50	3.76 =	FOB		
		> 25		15.00	16.13 =			
		average		9.80	10.54 =			
	H&G, skin-on	< 10 kg/pc		7.75	8.33 +	FOB		
		10-30		8.45	9.09 +			
		30-50		8.75	9.41 -			
		50-70		8.35	8.98 -			
		70-100		8.45	9.09 -			
100-175			7.80	8.39 -				
> 150		7.30	7.85 -					
Fresh - whole			13.38	14.39 +	Italy CPT			
Fresh - slice			12.72	13.68 +				
Fresh - slice, with bone, yellow			10.32	11.10 +				
Fresh- whole			12.50	13.44 +	France wholesale			
Frozen- fillet, vacuum			18.50	19.89 +		Spain		
<b>SMALL PELAGICS</b>								
<b>April 2022</b>								
Mackerel/Maquereau/ Caballa <i>Scomber scombrus</i>	Fresh - whole		2.18	2.63 -	Italy CPT	France		
	Fresh - whole	4-6 pc/kg	2.22	2.67 -				
	Fresh - fillet, butterfly cut		5.24	6.31 -				
<i>Scomber colias</i>	Whole	Small	1.00	1.08 =	Spain wholesale	Spain		
		Large	6.00	6.45 -				
		Average	2.50	2.69 -				
	IQF Whole	2-3 pc/kg		1.95	2.10 +	FOB		
		1-2		1.58	1.70			
	IQF, Fillets 10% glaze	150-300 g/pc		3.99	4.29 +			
	IQF, H&G, 8-10% glaze	250-350 g/pc		1.75	1.88			
Whole, blockfrozen	8-14 pc/kg		0.78	0.84		Morocco		
	8-17		0.98	1.05				
	3-6		1.28	1.38				
IQF, 2 percent glazing	80-120 g/pc		3.15	3.39				



Fish Species Trade Name	Product Form	Grading	Price per kg			Reference & Area	Origin	
			As stated	EUR	USD			
<b>SMALL PELAGICS (cont.)</b>								
<b>April 2022</b>								
<b>Horse Mackerel/ Chincard/ Jurel</b> <i>Trachurus spp</i>	Whole	> 24 cm/pc		1.23	1.32	Morocco FOB for European market	Morocco	
	Fresh	Small		1.00	1.08 +	Spain wholesale	Spain	
		Large		6.00	6.45 +			
		Average		2.50	2.69 =			
	IQF	100-300 g/pc	100-300 g/pc		0.95	1.02	FOB	Guinea
			300-750		1.53	1.65		
		2-4 pc/kg	700-1200		1.55	1.67		Spain
			2-4 pc/kg		1.35	1.45		
			3-4		1.43	1.54		
			4-5		1.43	1.54		
			4-6		1.28	1.38		
			5-7		1.38	1.48		
6-8				1.35	1.45			
9-12				1.34	1.44 =			
10-17		1.33	1.43					
Block frozen	100-300 g/pc	100-300 g/pc		1.05	1.13	Mauritania		
		200-350		1.30	1.40			
		250-350		1.35	1.45			
		300-600		1.45	1.56			
		300-500		1.45	1.56			
		500-1000		1.59	1.71			
Fresh			1.00	1.08				
<b>Chub mackerel/Maquereau español/ Estornino</b> <i>Scomber japonicus</i>	Block frozen	8-14 pc/kg		0.82	0.88		Morocco	
<b>Herring/Hareng/Arenque</b> <i>Clupeidae</i>	Fresh - fillets			3.39	3.65 -	Italy CPT	Denmark	
	Fresh - whole	200-300 g/pc	RUB 52.00	0.62	0.67	Russian Fed. wholesale Vladivostok	Russia	
		300-400	RUB 93.00	1.11	1.20			
		70-100 g/pc		0.21	0.26	Poland FOB	Baltic	
<b>Sprat/Sprat/Espadín</b> <i>Sprattus sprattus</i>	Fresh - whole			0.20	0.24			
<b>Sardine/Sardine/Sardina</b> <i>Sardina pilchardus</i>	Fresh - whole			2.12	2.28 +	Italy CPT	Morocco	
	Frozen - whole			1.17	1.26 -			
	Fresh - fillet			4.75	5.11 -			
	Block, whole	12-16 cm/pc	16-18		1.80	1.94	Spain FOB	
			16-18		1.85	1.99		
			20-24		1.28	1.38		
	IQF, whole	8-14 pc/kg	10-14		1.95	2.10 =		
			15-20		1.50	1.61		
			15-20		1.50	1.61		
	IQF, fillet	40-70 g/pc	40-70 g/pc		2.45	2.63		
			40-50 g/pc		2.65	2.85		
		Fresh			4.80	5.16 +	wholesale	
	Fresh- whole			2.70	2.90 +	France - wholesale	France	
	Fresh - butterfly cut			6.20	6.67 +			
<b>Anchovy/Anchois/ Boquerón</b> <i>Engraulis encrasicolus</i>	Fresh			3.50	3.76 +			
	Fresh			2.40	2.58 -	Italy CPT	Europe	
	Fresh			3.00	3.23 =	Spain - wholesale	France	
				3.00	3.23 =		Italy	
			4.50	4.84 +		Spain		
<b>CEPHALOPODS</b>								
<b>April 2022</b>								
<b>Squid/Encornet/Calamar</b> <i>Loligo spp.</i>	Whole	S (< 18 cm)		9.60	10.32 =	Italy CIF	South Africa	
		M (18-25)		10.20	10.97 =			
		L (25-30)		10.70	11.51 =			
		XL (>30)		10.70	11.51 =			
	<i>Loligo vulgaris</i>	Fresh - whole	100-300 g/pc		13.04	14.02 +	Italy CPT	Croatia
			300-500		13.13	14.12 *		
			400-600		18.07	19.43 +		
		< 3 pc/kg	3-6		7.50	8.06	Portugal CIF	Yemen
			6-10		6.90	7.42		
	10-20			6.00	6.45			
	Whole, IWP	10-15 cm/pc	15-21		9.75	10.48	Spain CIF	Morocco
			15-21		10.55	11.34		
21-25				11.25	12.10			
26-30				10.88	11.70			
30-36				9.65	10.38			
> 36				8.55	9.19			
	Frozen			10.90	11.72 +	wholesale	Spain	
<i>Loligo gahi</i>	Whole	< 10 cm/pc		4.25	4.57	CIF	Argentina	
		10-12		4.65	5.00			
		12-14		5.45	5.86			



Fish Species Trade Name	Product Form	Grading	Price per kg		Reference & Area	Origin
			As stated	EUR USD		
<b>CEPHALOPODS (cont.)</b>						
<b>April 2022</b>						
<b>Squid/Encornet/Calamar</b> <i>Illex argentinus</i>	Whole	14-18 cm/pc	2.05	2.20	Spain CIF	Argentina
		18-22	2.35	2.53		
		22-26	3.49	3.75		
		25-30	2.65	2.85		
	Tentacles	40-100 gr/pc	4.59	4.94		
	Whole	1	6.50	6.99 +	wholesale	Falkland/Malvinas Islands
		2	6.50	6.99 +		
		3	6.50	6.99 +		
		4	6.50	6.99 +		
	Whole, Block	15-18 cm/pc	2.17	2.33	FOB	
		12-21	1.98	2.13		
		18-22	2.35	2.53		
		22-25	2.59	2.78		
		25-30	2.59	2.78		
	Block, frozen on board	> 20 cm/pc	2.29	2.46		Mauritania
12-18 cm/pc		1.95	2.10		Guinea	
Whole, block frozen	12-20 cm/pc	2.49	2.68		Spain	
	9-18	1.98	2.13			
	18-26	2.75	2.96			
<i>Todarodes sagittatus</i>	Whole		6.30	6.77 +	wholesale	United States of America
			5.25	5.65 +		India
			7.20	7.74 +		
<i>Illex illecebrosus</i>	Whole		6.30	6.77 +	wholesale	United States of America
			5.25	5.65 +		India
			7.20	7.74 +		
<b>Octopus/Poulpe/Pulpo</b> <i>Octopus vulgaris</i>	Whole - FAS	T1	7.89	8.48	Morocco FOB, for Spanish market	Morocco
		T2	7.89	8.48		
	Sushi slice 100% net weight	7 g/pc	15.51	16.75 +	Europe CFR	Indonesia
		9	15.93	17.20 +		
	boiled cut 100% net weight		9.72	10.50 =		
	Flower type 90% net weight	1-2 kg/pc	6.48	7.00 +		
		>2	7.87	8.50 +		
	Fresh	0.3-0.5 kg/pc	10.48	11.27 *	Italy CPT	Italy
		0.5-1 kg/pc	11.58	12.45 +		
		1-2	10.88	11.70 +		
		1-2	14.98	16.11 +		
	Eviscerated	800-1400 g/pc	10.65	11.45	Spain FOB	Senegal/ Guinea
		1400-1800	10.65	11.45		
		1800-3000	10.65	11.45		
		> 3000	10.65	11.45		
		300-600 g/pc	8.35	8.98	CIF	Morocco
		500-800	9.35	10.05		
		800-1200	10.95	11.77		
		1000-1500	12.95	13.92		
		1500-2000	12.95	13.92		
		T1	11.25	12.10		
	T2	9.75	10.48	Spain		
	T3	8.75	9.41			
	T4	7.75	8.33			
	T5	7.25	7.80			
	1-2 kg/pc	9.50	10.22 *			
	2-3	10.50	11.29 *			
	4-5	12.50	13.44 *			
	5-6	13.50	14.52 *			
> 6	13.50	14.52 *				
Frozen, Galizian style		16.80	18.06 +	wholesale		
	Fresh	5.00	5.38 -			
Frozen		6.75	7.26 +		Thailand	
Gutted block	300-500 g/pc	6.94	7.50	Italy/Portugal CIF	Yemen	
	500-1000	6.94	7.50			
	1000-2000	6.94	7.50			
	> 3000	6.94	7.50			
Fresh		10.00	10.75	France wholesale	Europe	
	Frozen	13.20	14.19 +			
<i>Eledone moschata</i>	Fresh - whole	Mixed	3.90	4.19	Italy CPT	Croatia
<i>Eledone cirrhosa</i>	Cleaned, block	100-150 g/pc	3.38	3.63	Spain FOB	Spain
		200-600	3.55	3.82		
<b>Cuttlefish/Seiche/ Sepia</b> <i>Sepia spp.</i>	Frozen at land- whole block Grade A	100-200 g/pc	5.28	5.70	Egypt CIF	Yemen
		200-300	5.28	5.70		
		>300	5.28	5.70		
	FAS - whole block	200-300 g/pc	5.05	5.45	Spain CIF	Spain
		300-500	5.05	5.45		
		> 1000	5.75	6.18		
	Frozen		10.25	11.02 +	wholesale	Spain
		Fresh	9.00	9.68 -		
	Fresh	< 200 g/pc	6.09	6.55 +	Italy CPT	Italy
		100-300	6.03	6.48 +		
500-1000		5.71	6.14 +			
		11.09	11.92 +			



Fish Species Trade Name	Product Form	Grading	Price per kg			Reference & Area	Origin	
			As stated	EUR	USD			
<b>CRUSTACEANS</b>								
<b>April 2022</b>								
Whiteleg shrimp/ Crevette pattes blanches/Camarón patiblanco <i>Penaeus vannamei</i>	PD, chemical treatment	31-40 pc/lb		9.17	9.90 +	Europe CFR	Indonesia	
	100% net weight	41-50		8.24	8.90 +			
	treated with non-phosphate	51-60		7.92	8.55 +			
		61-70		7.36	7.95 -			
		71-90		7.31	7.90 -			
		91-120		7.22	7.80 +			
		whole	26-30 pc/kg		6.65	7.15	Italy CIF	Ecuador
			31-40		6.02	6.47 +		
			40-50		5.73	6.16 +		
			50-60		5.44	5.85 +		
		60-70		4.85	5.22 *			
	cooked	20-30 pc/kg		9.75	10.48 +			
		30-50		7.35	7.90 +			
		40-60		7.05	7.58 +			
		60-80		6.30	6.77 +			
		80-120		5.69	6.12 +			
	Frozen			6.80	7.31 +	Spain wholesale		
	frozen, headless			10.00	10.80	United States of America CIF	Viet Nam	
	Cooked and peeled	51-60 pc/lb		27.76	29.98			
Argentine red shrimp/ Salicouque rouge d'Argentine/ Camarón langostin argentino <i>Pleoticus muelleri</i>	Head-on, shell-on	10-20 pc/kg		8.80	9.46 -	Spain EXW	Argentina	
		20-30		8.50	9.14 =			
		30-40		8.10	8.71 -			
		40-60		8.00	8.60 =			
		frozen on board	10-20 pc/kg		9.48	10.19	FOB	
			20-30		8.78	9.44		
			30-40		7.85	8.44		
		IQF, Peeled	20-30 pc/kg		13.29	14.29	Italy CIF	
	Peeled and Deveined, broken	30-55 pc/kg		8.68	9.37	United States of America CIF		
	Peeled and Deveined	40-90		9.49	10.25			
	Tails			15.90	17.97			
Giant tiger prawn/ Crevette géante tigrée/ Langostino tigre <i>Penaeus monodon</i>	Farmed, organic, cooked	20-30 pc/kg		26.00	27.96 =	France wholesale	Madagascar	
		30-40		22.00	23.66 =			
		40-50		16.50	17.74 =			
Norway lobster/ Langoustine/Cigala <i>Nephrops norvegicus</i>	Fresh - Whole, 4X1.5 kg	31-40		8.10	8.71	Spain DDP	Netherlands	
		41-50		8.52	9.16			
	Tails	40-60		13.35	14.35			
	Fresh - Whole	10-15		15.80	16.99	CIF	Scotland	
		16-20		12.20	13.12			
		00		16.25	17.47			
		0		12.25	13.17			
		1		9.25	9.95			
		2		7.75	8.33			
		3		6.25	6.72			
		4		5.25	5.65			
		5		3.75	4.03			
	Tails	5-6		13.85	14.89			
	IQF whole	2-4 pc/kg		41.00	44.09	FOB	Spain	
	male	20-30		15.75	16.94			
	female	30-40		6.45	6.94			
		40-50		6.75	7.26			
	IQF whole	2-4 pc/kg		41.00	44.09	CIF	Denmark	
		4-7		31.65	34.03			
		7-9		31.45	33.82			
		10-15		17.10	18.39			
		16-20		15.80	16.99			
		21-30		11.85	12.74			
	31-40		6.45	6.94				
	40-50		5.95	6.40				
Fresh			20.00	21.51 -	wholesale			
Frozen			13.75	14.78 -				
Tails, 30 percent glazing	6-9 pc/kg		33.53	36.05	Italy CIF			
	11-15		18.58	19.98				
	16-20		14.18	15.25				
	21-30		10.98	11.81				
	31-40		7.25	7.80				
Live	4-8 pc/kg		30.00	32.26 *				
	8-15 pc/kg		25.00	26.88 -				
	16-25		17.00	18.28 -				
	25-35		20.00	21.51 -				
Frozen		50-60 p/kg		19.66	21.24	USA CIF	Norway	



Fish Species Trade Name	Product Form	Grading	Price per kg			Reference & Area	Origin		
			As stated	EUR	USD				
<b>CRUSTACEANS (cont.)</b>									
<b>April 2022</b>									
European lobster/ Homard européen/ Bogavante <i>Homarus gammarus</i>	Live - bulk	400-600 g/pc		52.00	55.91 +	France wholesale	Ireland		
		400-600		52.00	55.91 +		France		
	Live	400-600 gpc		20.00	21.51	Italy CPT	Europe		
		> 1000 > 2000		20.00 20.54	21.51 - 22.09				
American lobster/ homard américain/ langosta americana <i>Homarus americanus</i>	Live	400-600 g/pc		26.00	27.96	France wholesale	Canada		
	Frozen			19.24	20.69 +	Italy CPT	United States of America		
				39.12	42.06 +				
	Claws			20.72	22.38	United States of America CIF	Canada		
				72.27	78.05				
	Tails	5-6 oz/pc		55.27	59.69				
Scalloped spiny lobster/ Langouste festonnée/ Langosta festoneada <i>Panulirus homarus</i>	Whole	70-100 g/pc		12.59	13.60	Taiwan (Province of China) CIF	Yemen		
		100-150 g/pc		19.91	21.50 +				
		150-200		19.91	21.50 +				
		200-250		21.30	23.00 +				
		250-300		21.30	23.00 +				
		> 300		22.22	24.00 +				
	Panulirus spp.	Fresh	70-100 g/pc		11.99	12.95	Italy CIF		
			100-150		14.77	15.95			
			150-200		14.77	15.95			
			200-250 250-300 300-350		17.13 17.13 19.44	18.50 18.50 21.00			
Arabian whip lobster/ Langouste fouet arabe/ Langosta de fusta arabica <i>Puerulus sewelli</i>		SS		12.76	13.78	Italy CIF	Yemen		
		S		14.35	15.50				
		M		15.74	17.00				
		L		16.67	18.00				
Edible crab/Tourteau/ Buey de mar <i>Cancer pagurus</i>	Live, bulk	T2 (13-16 cm)		7.10	7.63 +	France Auction	France		
	Fresh			2.32	2.49 -	Italy CPT	UK		
		800-1000 g/pc		2.00	2.15 -				
Spinous spider crab/ Araignée européenne/ Centolla europea/ <i>Maja squinado</i>	Live - female			5.50	5.91 +				
	Live - male			4.86	5.23 +				
	female			4.00	4.30 -			France	
	male			4.00	4.30 -				
Snow crab/ Crabes des neiges/ Cangrejo de las nieves <i>Chionoecetes opilio</i>	Legs Claws Sections	S-2L		26.13	28.22	United States of America CIF	Canada		
				19.19	20.72				
				24.07	26.00		Russia		
Blue swinning crab/ Etrielle bleue/ Jaiba azul <i>Portunus pelagicus</i>	Whole	300-500 g/pc		4.49	4.85	France CIF	Yemen		
		500-1000		4.49	4.85				
		1000-2000		4.49	4.85				
		> 3000		4.49	4.85				
		Broken		3.06	3.30				
<b>BIVALVES</b>									
<b>April 2022</b>									
Oyster/Huître/Ostra <i>Crassostrea gigas</i> <i>Ostrea edulis</i>	Live	60-100 g/pc		13.80	14.84	Spain CIF	Netherlands		
		80-95 g/pc		17.36	18.67				
		95-110		18.50	19.89				
		110-130		16.67	17.92				
		G2 (100 units) M3 (100 units)		83.00 93.00	89.25 + 100.00 +			France wholesale	France
		N3		4.50	4.84 *				
Mussel/Moule/Mejillón <i>Mytilus edulis</i> <i>Mytilus galloprovincialis</i>	Live - Bottom mussel	Bulk		2.60	2.80 =		France		
				2.20	2.37 =		Netherlands		
				2.40	2.58 =		Spain/Italy		
	Live			3.70	3.98	retail	France		
			Vacuum packed	30-40 pc/kg	1.00		1.08	Spain FOB	
	Live			1.45	1.56 +	wholesale	Spain/Italy		
			Frozen		3.70			3.98 +	
	Mytilus chilensis	Live	> 100 pc/kg		4.20	4.52	CIF	Netherlands	
					1.68	1.81 +		Italy CPT	Italy
		IQF - shell-off, 7 percent glazing	200-300 pc/kg		2.27	2.44 +	CIF		Sardinia
				4.45	4.78 +	Chile			
Frozen - meat		60-80 pc/kg		4.00	4.30 -	CPT			
Mussel meat				2.70	2.92	Spain CIF			
IQF, Half shell			3.62	3.91					
Whole, vacuum packed			1.91	2.06					
Razor shell/Couteau/ Navaja - Solenidae	Fresh	S		10.50	11.29		Ireland		
		M		18.50	19.89				
	Live, depurated	10-12 cm/pc		3.80	4.09		Netherlands		
				5.00	5.38 =		wholesale		
Live			4.60	4.95 -	France wholesale	Imported			



Fish Species Trade Name	Product Form	Grading	Price per kg			Reference & Area	Origin
			As stated	EUR	USD		
<b>BIVALVES (cont.)</b>							
<b>April 2022</b>							
Great Atlantic scallop/ Coquille-St- Jacques/ Vieira <i>Pecten maximus</i>	Fresh whole shell, roe-on		4.60	4.95 +		France wholesale	France
	Fresh whole shell, roe-off		6.20	6.67 +			Imported
	Fresh, meat, roe-on		27.50	29.57 -			
	Fresh, meat, roe-off		27.00	29.03 -			
	Frozen, meat, roe-on		28.00	30.11 =			
	Frozen, meat, roe-off		27.50	29.57 =			
	IQF, whole	3-5 pc/kg		5.89	6.33	Spain FOB	Spain
	6		4.35	4.68			
	4-6		4.10	4.41			
	Frozen, meat, 15 percent glazing		10.45	11.24			
	Frozen - whole		3.50	3.76 +	Italy CPT	Imported	
	Frozen, half shelf		9.63	10.35 +			
Japanese carpet shell/ Palourde japonaise/ Almeja japonesa <i>Ruditapes philippinarum</i>	Live		11.61	12.48 -	Spain wholesale	Italy	
			7.60	8.17 -		Spain	
Atlantic salmon/ Saumon de l'Atlantique/ Salmón del Atlántico <i>Salmo salar</i>	Fresh - gutted, head-on	2-3 kg/pc	11.50	12.37 +	France wholesale	Norway	
		3-4	11.50	12.37 +			
		4-5	12.00	12.90 +			
		5-6	12.80	13.76 +			
		6-7	13.00	13.98 +			
	Fresh - label rouge frozen	2-3 kg/pc	11.80	12.69 +		Scotland	
		2-3	12.70	13.66			
	Smoked - Fillet, vacuum reconstituted sides	1-2 kg/pc	32.00	34.41 +			
	Fresh - Fillet	3-4 kg/pc	19.00	20.43 +		Norway	
	Smoked - Fillet, vacuum reconstituted sides	1-2 kg/pc	33.00	35.48 +			
	Fresh - gutted, head-on	1-2 kg/pc	NOK 77.39	8.00	8.63 +	Norway FOB	
			NOK 96.86	10.02	10.80 +		
			NOK 107.16	11.08	11.95 +		
			NOK 110.19	11.40	12.28 +		
			NOK 112.29	11.61	12.52 +		
			NOK 111.45	11.53	12.42 +		
			NOK 111.20	11.50	12.40 +		
			NOK 107.46	11.11	11.98 +		
			NOK 108.85	11.26	12.13 +		
	Fresh	3-4 kg/pc	10.50	11.29	Spain CIF	Scotland	
			11.50	12.37			
			12.50	13.44			
			12.50	13.44			
			12.50	13.44			
	Fresh, organic	4-5 kg/pc	13.50	14.52		Ireland	
		5-6	14.50	15.59			
	Fresh fillet		16.50	17.74 +	wholesale	Norway	
Smoked fillet		18.90	20.32 +				
Fresh		12.50	13.44 +				
Frozen		4.50	4.84 =				
guttled, head-on	4-5 kg/pc	8.75	9.41	Tunisia CFR			
IQF - salmon slices		9.73	10.46	Europe CFR			
Fresh - salmon cubes 8x8x8		9.73	10.46				
Fresh - Whole - Superior	1-2 kg/pc	7.47	8.03 +	Italy CPT			
		7.69	8.27 +				
		8.59	9.24 +				
		8.92	9.59 +				
		9.07	9.75 +				
		8.87	9.54 +				
		8.87	9.54 +				
		9.28	9.98 +				
		9.73	10.46 +				
		9.73	10.46 +				
IQF portion, 10% glazing	100-150 g/pc	10.65	12.99 +		Denmark		
IQF portion		14.09	15.22	United States of America CIF	United States of America		
Filletts		14.79	15.98		Chile		
<b>TROUT</b>							
<b>April 2022</b>							
Rainbow trout/ Truite arc-en-ciel/ Trucha arco iris <i>Oncorhynchus mykiss</i>	Fresh- whole		6.20	6.67 =	France wholesale	France	
	Fillet		8.50	9.14 +			
	Fillet, smoked		29.00	31.18 +	Retail		
	Whole, gutted, bulk		11.76	12.65 +			
	Fresh - whole		4.70	5.05 =			Spain wholesale
Fresh - fillets		5.00	5.38 =				





Fish Species Trade Name	Product Form	Grading	Price per kg		Reference & Area	Origin	
			As stated	EUR USD			
<b>FRESHWATER FISH</b>							
						<b>April 2022</b>	
Arctic char/Omble-chevalier/ Trucha alpina <i>Salvelinus alpinus</i>	Fresh- whole		11.00	11.83 +	France wholesale	Europe	
Nile perch/Perche du Nii/Perca del Nilo <i>Lates niloticus</i>	Fillet - skinless	300-500 g/pc	5.09	5.50	Europe CFR	Uganda	
	Interleaved, 100% net weight	500-1000	5.97	6.45			
	Fresh, whole	2000-4000 g/pc	3.78	4.06	Italy FCA	Tanzania	
	Fresh - fillets		5.27	5.67			
Fresh - fillets	9.90		10.65	retail			
Pike perch/Sandre/ Lucioperca <i>Sander lucioperca</i>	Fillet - skinless, PBI, IWP	500-1000 g/pc	5.97	6.45	Spain wholesale	CFR	
	Fresh- whole	Average size	15.50	16.67 +			France wholesale
	Fillet		13.20	14.19 =			
	Fresh- whole	big size	16.00	17.20 +			
Nile Tilapia/Tilapia du Nii/Tilapia del Nilo <i>Oreochromis niloticus</i>	Fillet - skinless, IQF, PBO	5-7 oz/pc	3.70	4.00	Spain CFR	China	
	Fillet	3-5 oz/pc	5.10	5.48	United States of America CIF	Viet Nam	
Black tilapia/Tilapia noir/ Tilapia negra <i>Oreochromis placidus</i>	Fillet	4-5 oz/pc	4.40	4.75			
	Channel catfish/Barbue de riviere/ bagre de cabal <i>Ictalurus punctatus</i>	Fillet	3-5 oz/pc	9.25	9.99		China
		4-6	9.67	10.45			
Pangasius <i>Pangasius hypophthalmus</i>	Fillet, thawed		3.60	3.87	Italy CIF	Viet Nam	
	Fresh, fillets		5.00	5.38 =	Spain wholesale		
	Frozen, fillet		2.90	3.12 +			
<b>NON-TRADITIONAL SPECIES</b>						<b>April 2022</b>	
Sturgeon/Esturgeon/ Esturione <i>Acipenseridae</i>	Frozen - Whole	1.5-2 kg/pc	6.50	6.99 =	France CIF	France	
	Gutted	5-7 kg/pc	7.50	8.06 =			
	Fillet	200-300 g/pc	15.00	16.13 =			
		800-1000	15.00	16.13 =			
<i>A. baeri</i>	Caviar (Aquitaine) metal boxes		1,200	1,290 =			
European eel/Anguille d'Europe/ Anguilla europea <i>Anguilla anguilla</i>	Smoked	Medium	48.00	51.61 =	wholesale	Europe	
	Fresh		13.52	14.54 +	Italy CPT		
Dusky grouper Mérout noir/Mero moreno <i>Epinephelus marginatus</i>	Fresh	5-10 kg/pc	6.48	7.00	CIF	Yemen	
	Fresh - whole	1-2 kg/pc	15.80	16.99 +	CPT	Senegal	
		2-4	15.53	16.70 +			
		4-7	12.45	13.39 +			
		7-10	13.41	14.42 +			
		10-20	12.78	13.74 +			
> 20	11.30	12.15 +					
White grouper/ Merou blanc/Cherna de ley <i>Epinephelus aeneus</i>	Gutted	1.5-2 kg/pc	5.19	5.60 -	France CIF	Yemen	
		2-3	5.19	5.60 -			
		3-5	5.19	5.60 -			
		5-10	5.19	5.60 -			
		2-3 kg/pc	5.32	5.75 -	Italy CIF		
		3-5	5.32	5.75 -			
		5-10	5.32	5.75 -			
		1-2 kg/pc	9.76	10.49 +		CPT	
2-4	8.35	8.98 -					
4-7	10.02	10.77					
7-10	9.93	10.68					
Mahi mahi/Dorado/ Dorado <i>Coryphaena hippurus</i>	Gutted, skinless		2.73	2.95	Europe CIF	Mozambique	
	Fresh, whole		4.76	5.12	Italy CPT	Spain	
	Fresh, fillets		10.29	11.06 +			
	Portions	8 oz/pc	14.70	15.87	United States of America CIF	Ecuador	
		6-7	13.41	14.48 *			
	Fresh, fillets		2.65	2.85	Spain FOB		
H&G		4.35	4.68				
Common pandora/ Pageot commun/ Breca <i>Pagellus erythrinus</i> <i>Pagellus bellotti</i>		350-450 g/pc	2.40	2.58		Guinea	
		425-525	2.45	2.63			
		500-700	2.45	2.63			
		300-500 g/pc	2.22	2.40			Italy CIF
		500-700	2.22	2.40			
Blue shark/ Peau bleue/Tiburón azul <i>Prionace glauca</i>	H&G, skin-on	< 4 kg/pc	2.05	2.20 +	Spain FOB	Spain	
		4-7	2.05	2.20 +			
		7-12	2.10	2.26 +			
		12-20	2.65	2.85 +			
		> 20	2.63	2.83 +			
	H&G, skinless	< 4 kg/pc	2.75	2.96 +			
		4-7	2.75	2.96 +			
	7-12	2.75	2.96 +				
	12-20	2.65	2.85 +				
	> 20	2.63	2.83 +				



Fish Species Trade Name	Product Form	Grading	Price per kg			Reference & Area	Origin
			As stated	EUR	USD		
<b>NON-TRADITIONAL SPECIES (cont.)</b>							<b>April 2022</b>
Mako shark/Taupe bleue Marrajo dientuso <i>Isurus oxyrinchus</i>		< 10 kg/pc		<b>3.95</b>	4.25 -	Spain FOB	
		10-30		<b>5.85</b>	6.29 -		
		30-50		<b>5.85</b>	6.29 -		
		50-100		<b>5.85</b>	6.29 -		
		> 100		<b>4.65</b>	5.00 -		
Black marlin/Makaire noir/ Marlin negro <i>Makaira nigricans</i>	H&G, skin-on	< 80 kg/pc		<b>4.30</b>	4.62 =		
		> 80		<b>4.35</b>	4.68 =		
Blue marlin/Makaire bleu/ Marlin azul <i>Makaira indica</i>		< 80 kg/pc		<b>4.30</b>	4.62 =		
		> 80		<b>4.35</b>	4.68 =		
Crimson jobfish Colas fil/Panchito hebra <i>Pristipomoides filamentosus</i>	Whole, gutted	2- 3 kg/pc		3.24	<b>3.50</b> =	CIF	Yemen
		3- 5		3.24	<b>3.50</b> =		
		5- 10		3.24	<b>3.50</b> =	Italy CIF	
		3- 5		3.33	<b>3.60</b> *		
5- 10		3.33	<b>3.60</b> *				
<b>SEABASS/SEABREAM/ MEAGRE</b>							<b>April 2022</b>
Seabass/Bar, Loup/Lubina <i>Dicentrarchus labrax</i>	Fresh - whole farmed	200-300 g/pc		<b>4.30</b>	4.62 =	Greece FOB	Greece
		300-450		<b>5.30</b>	5.70 +		
		450-600		<b>5.60</b>	6.02 +	Italy CIF	
		600-800		<b>6.30</b>	6.77 +		
		800-1000		<b>7.30</b>	7.85 +	France CIF	
		> 1000		<b>9.30</b>	10.00 +		
		200-300 g/pc		<b>4.50</b>	4.84 =	Spain CIF	
		300-450		<b>5.50</b>	5.91 +		
		450-600		<b>5.80</b>	6.24 +	Germany CIF	
		600-800		<b>6.50</b>	6.99 +		
		800-1000		<b>7.50</b>	8.06 +	Portugal CIF	
		> 1000		<b>9.50</b>	10.22 +		
		200-300 g/pc		<b>4.55</b>	4.89 =	UK CIF	
		300-450		<b>5.55</b>	5.97 +		
		450-600		<b>5.85</b>	6.29 +	Spain CFR	
		600-800		<b>6.55</b>	7.04 +		
		800-1000		<b>7.55</b>	8.12 +	France	
		> 1000		<b>9.55</b>	10.27 +		
		200-300 g/pc		<b>4.54</b>	4.88 =		
		300-450		<b>5.54</b>	5.96 +		
		450-600		<b>5.84</b>	6.28 +		
		600-800		<b>6.54</b>	7.03 +		
		800-1000		<b>7.54</b>	8.11 +		
		> 1000		<b>9.54</b>	10.26 +		
		200-300 g/pc		<b>4.57</b>	4.91 =		
		300-450		<b>5.57</b>	5.99 +		
		450-600		<b>5.87</b>	6.31 +		
		600-800		<b>6.57</b>	7.06 +		
800-1000		<b>7.57</b>	8.14 +				
> 1000		<b>9.57</b>	10.29 +				
200-300 g/pc		<b>4.73</b>	5.09 =				
300-450		<b>5.73</b>	6.16 +				
450-600		<b>6.03</b>	6.48 +				
600-800		<b>6.73</b>	7.24 +				
800-1000		<b>7.73</b>	8.31 +				
> 1000		<b>9.73</b>	10.46 +				
500-1000 g/pc			<b>20.70</b>	22.26			
1000-2000			<b>23.30</b>	25.05			
2000-3000			<b>24.40</b>	26.24			
3000-4000			<b>24.40</b>	26.24			



Fish Species Trade Name	Product Form	Grading	Price per kg			Reference & Area	Origin
			As stated	EUR	USD		
<b>SEABASS/SEABREAM/ MEAGRE (cont.)</b>							<b>April 2022</b>
<b>Seabass/Bar, Loup/Lubina</b> <i>Dicentrarchus labrax</i>	Fresh - whole - wild, from trawling	800-1000 g/pc	<b>22.00</b>	23.66 +		France wholesale	France
		1000-2000	<b>24.00</b>	25.81 +			
		2000-3000	<b>26.00</b>	27.96 +			
	Fresh - whole - wild, from line fishing	1000-2000 g/pc	<b>28.50</b>	30.65 =			
		2000-3000	<b>37.00</b>	39.78 +			
	Fresh - whole - farmed	400-600 g/pc	600-800	<b>7.30</b>	7.85 +		
			800-1000	<b>11.00</b>	11.83 +		
				<b>13.00</b>	13.98 +		
		300-400 g/pc	400-600	<b>5.90</b>	6.34 +	Italy CPT	Croatia
			600-800	<b>6.30</b>	6.77 +		
			800-1000	<b>7.60</b>	8.17 +		
				<b>10.20</b>	10.97		
	Large		<b>10.70</b>	12.89 =		Italy (Orbetello)	
		Medium	<b>9.70</b>	11.69 =			
		Small	<b>7.60</b>	9.16 =			
Fresh, wild	600-800 g/pc	<b>15.74</b>	18.96 *		Morocco		
	800-1000	<b>18.76</b>	22.60 *				
	1000-2000	<b>21.23</b>	25.58 *				
	> 2000	<b>22.34</b>	26.92 *				
Fresh, wild	500-1000 g/pc	<b>15.00</b>	18.07	Spain CIF	Denmark		
	1000-2000	<b>15.00</b>	18.07				
	2000-3000	<b>20.80</b>	25.06				
	3000-4000	<b>23.00</b>	27.71				
Fresh, wild		<b>16.00</b>	19.28 -	wholesale	Europe		
	Fresh, farmed	<b>6.20</b>	7.47 +				
Fresh, farmed	200-300 g/pc	300-450	<b>3.94</b>	4.24 +	Italy CIF	Greece	
		450-600	<b>5.51</b>	5.92 +			
		600-800	<b>5.94</b>	6.39 +			
		800-1000	<b>6.26</b>	6.73 +			
			<b>7.42</b>	7.98 +			
Fresh, fillets	70-100 g/pc	<b>11.00</b>	11.83				
	100-140	<b>10.80</b>	11.61				
	140-180	<b>11.25</b>	12.10				
<b>Gilthead seabream/ Dorade royale/Dorada</b> <i>Sparus aurata</i>	farmed	200-300 g/pc	<b>4.50</b>	4.84 +	Greece FOB	Greece	
		300-450	<b>4.50</b>	4.84 =			
		450-600	<b>4.50</b>	4.84 =			
		600-800	<b>4.80</b>	5.16 =			
		800-1000	<b>6.50</b>	6.99 =			
		> 1000	<b>8.50</b>	9.14 =			
	200-300 g/pc	300-450	<b>4.70</b>	5.04 +	Italy CIF		
		450-600	<b>4.70</b>	5.05 =			
		600-800	<b>5.00</b>	5.38 =			
		800-1000	<b>6.70</b>	7.20 =			
		> 1000	<b>8.70</b>	9.35 =			
	200-300 g/pc	300-450	<b>4.75</b>	5.11 +	France CIF		
450-600		<b>4.75</b>	5.11 =				
600-800		<b>4.75</b>	5.11 =				
800-1000		<b>5.05</b>	5.43 =				
> 1000		<b>6.75</b>	7.26 =				



Fish Species Trade Name	Product Form	Grading	Price per kg			Reference & Area	Origin	
			As stated	EUR	USD			
<b>SEABASS/SEABREAM/ MEAGRE (cont.)</b>								
<b>April 2022</b>								
Gilthead seabream/ Dorade royale/Dorada <i>Sparus aurata</i>	Fresh - whole farmed	200-300 g/pc	4.74	5.10 +	Spain CIF			
		300-450	4.74	5.10 =				
		450-600	4.74	5.10 =				
		600-800	5.04	5.42 =				
		800-1000	6.74	7.25 =				
		> 1000	8.74	9.40 =				
		200-300 g/pc	4.77	5.13 +	Germany CIF			
		300-450	4.77	5.13 =				
		450-600	4.77	5.13 =				
		600-800	5.07	5.45 =				
		800-1000	6.77	7.28 =				
		> 1000	8.77	9.43 =				
		200-300 g/pc	4.75	5.11 +	Portugal CIF			
		300-450	4.75	5.11 =				
		450-600	4.75	5.11 =				
	600-800	5.05	5.43 =					
	800-1000	6.75	7.26 =					
	> 1000	8.75	9.41 =					
	200-300 g/pc	4.93	5.30 +	UK CIF				
	300-450	4.93	5.30 =					
450-600	4.93	5.30 =						
600-800	5.23	5.62 =						
800-1000	6.93	7.45 =						
> 1000	8.93	9.60 =						
Fresh - wild	500-1000 g/pc	500-1000 g/pc	24.40	26.24	Spain CIF	France		
		1000-2000	19.80	21.29				
		3000-4000	16.40	17.63				
Fresh, wild			20.00	24.10 +	wholesale	Europe		
Fresh, farmed			5.35	6.45 +				
Fresh, wild	500-800 g/pc	500-800 g/pc	21.00	22.58 +	France wholesale	France		
		800-1000	23.00	24.73 +				
		> 1000	25.00	26.88 +				
Fresh - farmed	300-400	300-400	5.80	6.24 +				
		400-600	6.20	6.67 +				
		600-800	11.30	12.15 +				
		800-1000	12.80	13.76 +				
		300-400 g/pc	5.09	5.47 +				
Fresh - wild	200-300 g/pc	200-300 g/pc	4.16	4.47 +	Italy CIF CPT	Greece		
		300-400	4.24	4.56 +				
		400-600	4.26	4.58 +				
		600-800	4.01	4.31 +				
		800-1000	4.70	5.05 +				
		1000-1500	5.64	6.06 -				
		1500-2000	7.40	7.96				
Fresh - wild	300-500 g/pc	300-500 g/pc	14.15	15.22 +		Morocco		
		600-800	19.81	21.30 +				
		800-1000	19.77	21.26 +				
		1000-2000	21.25	22.85 +				
Fresh - farmed	Large	Large	10.70	12.89 =		Italy (Orbetello)		
		Medium	9.70	11.69 =				
	300-400 g/pc	300-400 g/pc	5.90	6.34 +			Croazia	
		400-600 g/pc	6.40	6.88 +				
White seabream/Sar/Sargo <i>Diplodus sargus</i>	Fresh	600-800	6.90	7.42 +	Italy CPT	Senegal		
		300-500 g/pc	7.24	7.78 =				
		500-700	11.88	12.77 =				
		700-1000	12.40	13.33 =				
		1000-2000	12.14	13.05 =				
Meagre/Maigre commun/Corvina <i>Argyrosomus regius</i>	Fresh - Whole farmed	500-1000 g/pc	4.00	4.30 +		Greece		
		1000-2000	4.41	4.74 +				
		> 2000	3.97	4.27 -				
	Fresh- whole, wild	0.8-1 kg/pc	1-2	11.98		12.88 +		Mediterraneo
			3-5	7.20		7.74 *		
			5-10	12.98		13.96 +		
			10-15	12.38		13.31 +		
			15-20	12.45		13.39 +		
			20-30	12.48		13.42 *		
				10.70		11.51 *		
				10.00		10.75 *		
> 1000 g/pc	10.00	10.75	Spain wholesale					
			France wholesale	France				



The European Fish Price Report is a monthly GLOBEFISH publication. This issue was prepared by Helga Josupeit and Felix Dent.

## PRICE REFERENCE (INCOTERMS 2010)

CFR	Cost and Freight
CIF	Cost, Insurance and Freight
CIP	Carriage and Insurance Paid To
CPT	Carriage Paid To
DAT	Delivered at Terminal
DAP	Delivered at Place
DDP	Delivered Duty Paid
EXW	Ex Works
FCA	Free Carrier
FAS	Free Alongside Ship
FOB	Free on Board

## PRODUCT FORM

C&P	Cooked and Peeled
FAS	Frozen at Sea
H&G	Headed and Gutted
HOG	Head on Gutted (salmon)
IQF	Individually Quick Frozen
IWP	Individually Wrapped Pack
PBI	Pinbone In
PBO	Pinbone Off
PD	Peeled and Deveined
PTO	Peeled Tail On
PUD	Peeled, Undeveined

## CURRENCY RATES

		US\$	EUR
Canada	CAD	1.27	1.38
Norway	NOK	8.97	9.67
USA	USD		1.08
EU	EUR	0.93	
Denmark	DKK	6.89	7.44
Russia	RUR	77.38	83.71

Exchange Rates 24.04.2022

## SYMBOLS

- + Price increased in original currency since last report
- Price decreased in original currency since last report
- = Updated but unchanged price
- \* New insertion
- Not updated since last issue

### GLOBEFISH Price Dashboard FAO

GLOBEFISH is pleased to announce a new information product available on its website: the GLOBEFISH European Price Dashboard. Prices are automatically drawn from various sources along the value chain into a central database and updated once a week. Users can browse prices and analyse trends, as well as search or filter prices according to common or scientific name, species grouping, preservation, origin or market, to mention a few.



**GLOBEFISH Market Reports are available from the GLOBEFISH web site:  
[www.fao.org/in-action/globefish](http://www.fao.org/in-action/globefish)**



Food and Agriculture  
Organization of the  
United Nations

# EUROPEAN PRICE REPORT

## GLOBEFISH


Trade and Market Team (NFIMT)  
Fisheries and Aquaculture Division  
Food and Agriculture Organization of the United Nations  
Viale delle Terme di Caracalla  
00153 Rome, Italy

[globefish@fao.org](mailto:globefish@fao.org)

[www.globefish.org](http://www.globefish.org)



#FAOfish



GLOBEFISH