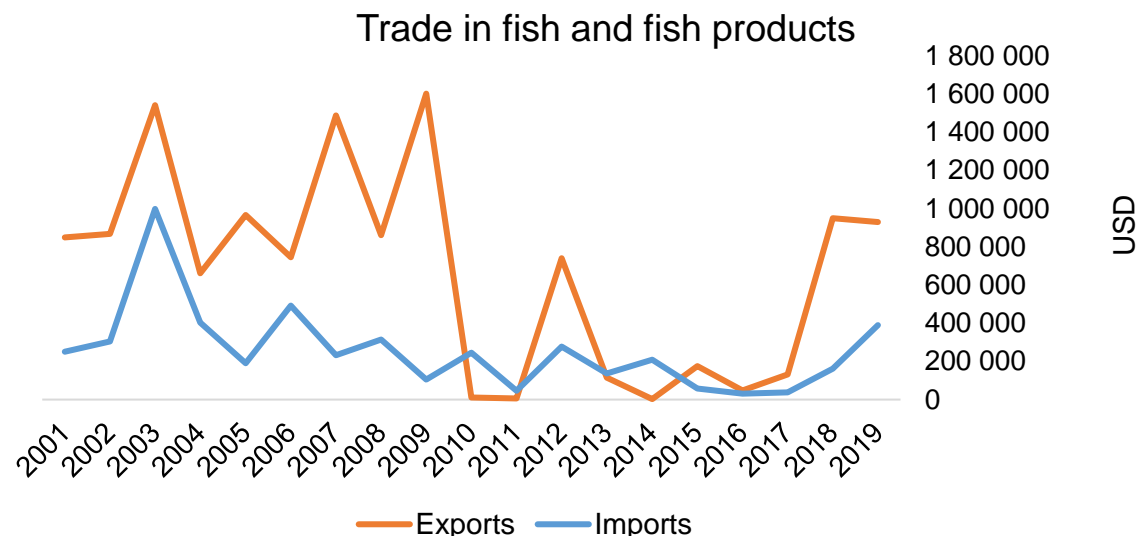




COUNTRY BRIEF

Population	Ease of doing business rank
3 497 000	186th
Length of coastline	EEZ/EFZ
3 446 km	N/A
Average GDP growth	GDP per capita
N/A	USD 567



GDP from fisheries

N/A

Fish available for consumption

1.2 kg/capita

Imports of fish and fish products - 2019

USD 390 010

Agricultural GDP from fisheries

N/A

Fisheries and aquaculture production

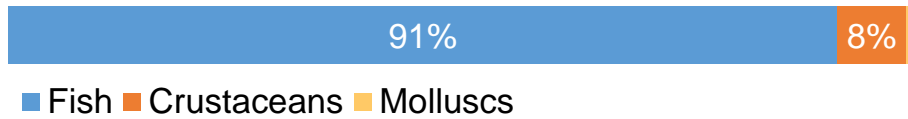
Total	5 643 tonnes
Fisheries	100%
Aquaculture	0%

Exports of fish and fish products - 2019

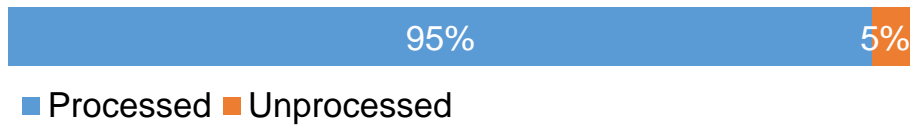
USD 929 260

Production and Trade Breakdown

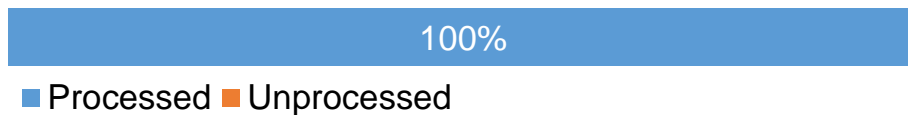
Production by volume



Imports by value



Exports by value



Production - Top 10 Species (Volume)

Rank	Species	Volume (Tonnes)
1 st	Lizardfishes nei	1 438
2 nd	Threadfin breams nei	709
3 rd	Barracudas nei	399
4 th	Penaeus shrimps nei	397
5 th	Sea catfishes nei	323
6 th	Carangids nei	317
7 th	Narrow-barred Spanish mackerel	315
8 th	Clupeoids nei	300
9 th	Requiem sharks nei	247
10 th	Tuna-like fishes nei	203

Imports - Top 10 Products (Value)

			USD
1 st	Shrimps, prawns	prepared or preserved, not in airtight containers HS 1605.21	118 570
2 nd	Fish, other than species in 0304	frozen fillets HS 0304.89	71 970
3 rd	Pacific, Atlantic, Danube salmon	frozen fillets HS 0304.81	50 720
4 th	Fish	prepared or preserved HS 1604.20	42 090
5 th	Flat fish	frozen fillets HS 0304.83	41 640
6 th	Lobsters	frozen HS 0306.12	15 280
7 th	Tunas, skipjack, bonito	prepared or preserved; whole or in pieces HS 1604.14	13 850
8 th	Pacific, Atlantic, Danube salmon	smoked, including fillets HS 0305.41	11 370
9 th	Fish, other than species in 1604	prepared or preserved; whole or in pieces HS 1604.19	7 820
10 th	Sardines, sardinella, brisling or sprats	prepared or preserved; whole or in pieces HS 1604.13	5 880

Exports - Top 10 Products (Value)


			USD
1 st	Sea cucumbers	dried, smoked, salted or in brine or smoked HS 0308.19	911 520
2 nd	Shark fins	dried, smoked, salted or in brine HS 0305.71	17 740

Established in 1984, GLOBEFISH is a multi-donor funded project in the Fisheries Division of the Food and Agriculture Organization of the United Nations (FAO), responsible for providing up-to-date market and trade information on fish and fish products.

[Visit our website](#)

[Subscribe to our newsletter](#) or [email us](#)

Recent Publications



[Globefish Highlights](#)

Our flagship publication, focused on prices and analysis of market trends covering a variety of major commodities. Released quarterly.



[Chinese Fish Price Report](#)

Comprehensive coverage of Chinese price trends, market information for commercially significant species, along with industry news and policy updates. Released quarterly.



[European Price Report](#)

Market and price analysis for fish and fish products in the European market. Released monthly.



This is the second edition of the GLOBEFISH Market Profiles produced for this country, and was made at the beginning of 2022.

These profiles are based on nationally reported data or information published by international agencies. As the profile is intended to reflect the most up to date information available, reporting years may vary between sections and commodities.

The designations employed and the presentation of material in this information product do not imply the expression of any opinion whatsoever on the part of FAO concerning the legal or constitutional status of any country, territory or sea area, or the delimitation of frontiers or boundaries.

The data herein presented is compiled by FAO staff at the time of its production, "as is" and "as available", and every effort is made to ensure, but not guarantee, their timeliness, accuracy and completeness. FAO assumes no responsibility for errors and omissions in the data provided. Users are, however, kindly asked to report any errors or deficiencies in this product to FAO GLOBEFISH (globefish@fao.org).

Please note

Re-exports and re-imports are not included.

The term N/A has been used to indicate that information was not found in the indicated sources. The classification of fish and fish products as either processed or unprocessed is very broad, and is intended for indicative purposes only.

[HS codes for fish and fish products](#)

International trade codes for fish and fish products in a user friendly format.



Sources and time periods:

-Fishing and aquaculture production (2019):
FAO's [Global Fishery and Aquaculture Production Statistics](#)

-Fish available for consumption (2017):
FAO's [Fishery and Aquaculture Statistics 2019](#)

-Population (2019), GDP Growth (2015-2019), GDP per Capita (2019):
IMF's [World Economic Outlook Databases](#)

-Imports, Exports and Share of Trade (2000-2019):
FAO's [Global Fishery and Aquaculture Commodities Statistics](#)

-GDP, GDP from fisheries, GDP from agriculture (2019):
World Bank's [World Development Indicators](#),
OECD's [National Accounts Statistics](#) or
UNSD's [National Accounts](#)

-Ease of doing business (2019):
World Bank's [Ease of Doing Business](#) ranking

-Length of Coastline, Exclusive Economic Zone, Exclusive Fishing Zone (2003):
UNEP's [Global Environment Outlook](#)

[GLOBEFISH](#)

Explore more market information on the GLOBEFISH website



[GLOBEFISH on ISSUU](#)

Read GLOBEFISH publications on ISSUU

