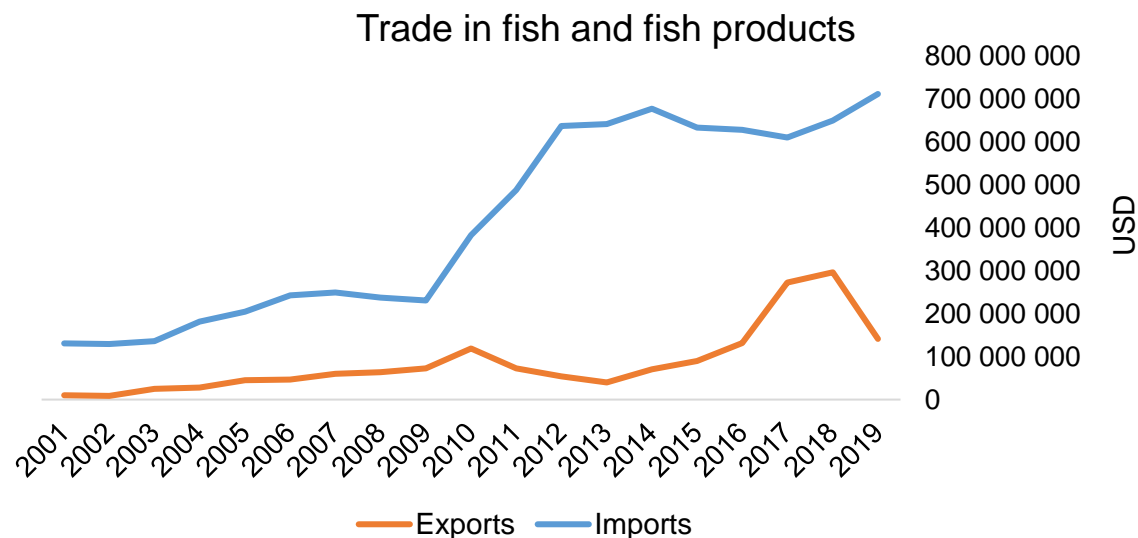




## COUNTRY BRIEF

Population	Ease of doing business rank
34 218 000	89th
Length of coastline	EEZ/EFZ
7 572 km	N/A
Average GDP growth	GDP per capita
5.10%	USD 23 140



GDP from fisheries

N/A

Fish available for consumption

11.3 kg/capita

Imports of fish and fish products - 2019

USD 711 152 650

Agricultural GDP from fisheries

N/A

Fisheries and aquaculture production


Total	143 081 tonnes
Fisheries	47%
Aquaculture	53%

Exports of fish and fish products - 2019

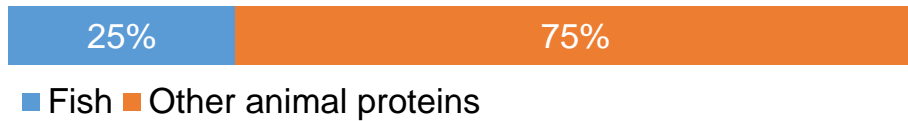
USD 141 492 730

## Production and Trade Breakdown

### Production by volume



### Imports by value



### Exports by value



## Production - Top 10 Species (Volume)

Rank	Species	Volume (Tonnes)
1 <sup>st</sup>	Whiteleg shrimp	60 891
2 <sup>nd</sup>	Nile tilapia	9 141
3 <sup>rd</sup>	Green tiger prawn	7 198
4 <sup>th</sup>	Narrow-barred Spanish mackerel	4 731
5 <sup>th</sup>	Emperors (Scavengers) nei	4 061
6 <sup>th</sup>	Barramundi (Giant seaperch)	3 859
7 <sup>th</sup>	Indian mackerel	3 776
8 <sup>th</sup>	Blue swimming crab	3 581
9 <sup>th</sup>	Pink ear emperor	3 059
10 <sup>th</sup>	King soldier bream	2 329

## Imports - Top 10 Products (Value)

			USD
1 <sup>st</sup>	Tunas, skipjack, bonito	prepared or preserved; whole or in pieces HS 1604.14	230 321 830
2 <sup>nd</sup>	Shrimps, prawns	frozen HS 0306.17	53 015 170
3 <sup>rd</sup>	Fish, other than species in 0304	frozen meat; excluding fillets, livers and roes HS 0304.99	35 197 150
4 <sup>th</sup>	Shrimps, prawns	frozen; cold-water species HS 0306.16	32 191 330
5 <sup>th</sup>	Cobia	fresh or chilled; excluding fillets, livers and roes HS 0302.46	25 671 680
6 <sup>th</sup>	Flours, meals, pellets. Unfit for human consumption	from fish or aquatic invertebrates HS 2301.20	21 833 000
7 <sup>th</sup>	Fish, other than species in 0302	fresh or chilled; excluding fillets, livers and roes HS 0302.89	21 015 820
8 <sup>th</sup>	Salmonidae	fresh or chilled; excluding fillets, livers and roes HS 0302.19	20 363 370
9 <sup>th</sup>	Mackerel	fresh or chilled; excluding fillets, livers and roes HS 0302.44	20 052 860
10 <sup>th</sup>	Atlantic, Danube salmon	fresh or chilled; excluding fillets, livers and roes HS 0302.14	20 030 190

## Exports - Top 10 Products (Value)

			USD
1 <sup>st</sup>	Shrimps, prawns	frozen HS 0306.17	114 177 100
2 <sup>nd</sup>	Fish, other than species in 0304	frozen meat; excluding fillets, livers and roes HS 0304.99	6 440 310
3 <sup>rd</sup>	Mackerel	fresh or chilled; excluding fillets, livers and roes HS 0302.44	4 683 430
4 <sup>th</sup>	Crustaceans, other than species in 0306	dried, smoked, salted or in brine, flours, meals, pellets HS 0306.99	4 675 140
5 <sup>th</sup>	Crustaceans	frozen; includes derivative flours, meals and pellets HS 0306.19	2 097 160
6 <sup>th</sup>	Fish, other than species in 0302	fresh or chilled; excluding fillets, livers and roes HS 0302.89	1 034 740
7 <sup>th</sup>	Shrimps, prawns	dried, smoked, salted or in brine HS 0306.95	952 260
8 <sup>th</sup>	Fish, other than species in 0303	frozen; excluding fillets, livers and roes HS 0303.89	813 700
9 <sup>th</sup>	Mackerel	frozen; excluding fillets, livers and roes HS 0303.54	802 670
10 <sup>th</sup>	Carp, eels, snakeheads	frozen fillets HS 0304.69	732 120

Established in 1984, GLOBEFISH is a multi-donor funded project in the Fisheries Division of the Food and Agriculture Organization of the United Nations (FAO), responsible for providing up-to-date market and trade information on fish and fish products.

[Visit our website](#)

[Subscribe to our newsletter](#) or [email us](#)

## Recent Publications



### [Globefish Highlights](#)

Our flagship publication, focused on prices and analysis of market trends covering a variety of major commodities. Released quarterly.



### [Chinese Fish Price Report](#)

Comprehensive coverage of Chinese price trends, market information for commercially significant species, along with industry news and policy updates. Released quarterly.



### [European Price Report](#)

Market and price analysis for fish and fish products in the European market. Released monthly.



This is the second edition of the GLOBEFISH Market Profiles produced for this country, and was made at the beginning of 2022.

These profiles are based on nationally reported data or information published by international agencies. As the profile is intended to reflect the most up to date information available, reporting years may vary between sections and commodities.

The designations employed and the presentation of material in this information product do not imply the expression of any opinion whatsoever on the part of FAO concerning the legal or constitutional status of any country, territory or sea area, or the delimitation of frontiers or boundaries.

The data herein presented is compiled by FAO staff at the time of its production, "as is" and "as available", and every effort is made to ensure, but not guarantee, their timeliness, accuracy and completeness. FAO assumes no responsibility for errors and omissions in the data provided. Users are, however, kindly asked to report any errors or deficiencies in this product to FAO GLOBEFISH ([globefish@fao.org](mailto:globefish@fao.org)).

### **Please note**

Re-exports and re-imports are not included.

The term N/A has been used to indicate that information was not found in the indicated sources. The classification of fish and fish products as either processed or unprocessed is very broad, and is intended for indicative purposes only.

### [HS codes for fish and fish products](#)

International trade codes for fish and fish products in a user friendly format.



Sources and time periods:

-Fishing and aquaculture production (2019):  
FAO's [Global Fishery and Aquaculture Production Statistics](#)

-Fish available for consumption (2017):  
FAO's [Fishery and Aquaculture Statistics 2019](#)

-Population (2019), GDP Growth (2015-2019), GDP per Capita (2019):  
IMF's [World Economic Outlook Databases](#)

-Imports, Exports and Share of Trade (2000-2019):  
FAO's [Global Fishery and Aquaculture Commodities Statistics](#)

-GDP, GDP from fisheries, GDP from agriculture (2019):  
World Bank's [World Development Indicators](#),  
OECD's [National Accounts Statistics](#) or  
UNSD's [National Accounts](#)

-Ease of doing business (2019):  
World Bank's [Ease of Doing Business](#) ranking

-Length of Coastline, Exclusive Economic Zone, Exclusive Fishing Zone (2003):  
UNEP's [Global Environment Outlook](#)

### [GLOBEFISH](#)

Explore more market information on the GLOBEFISH website



### [GLOBEFISH on ISSUU](#)

Read GLOBEFISH publications on ISSUU

