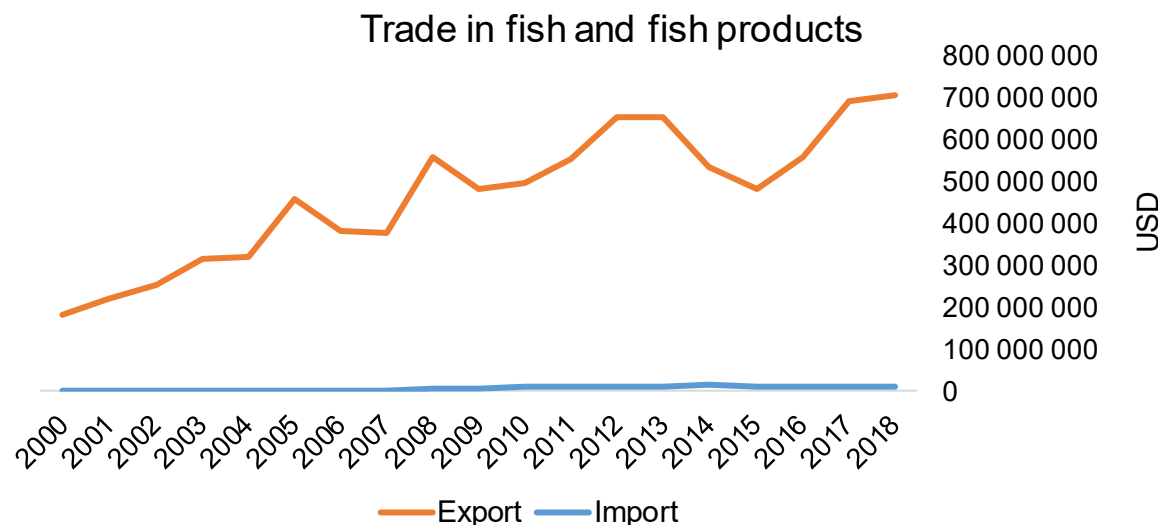




COUNTRY BRIEF

Population	Ease of doing business rank
53 382 520	219th
Length of coastline	Exclusive economic zone
14 708 km	358 495 km ²
Average GDP growth	GDP per capita
N/A	USD 1 354



GDP from fisheries

N/A

Fish available for consumption

45.9 kg/capita

Imports of fish and fish products - 2018

USD 11 515 000

Agricultural GDP from fisheries

N/A

Fisheries and aquaculture production

Total 3 167 219 tonnes

Fisheries 64%

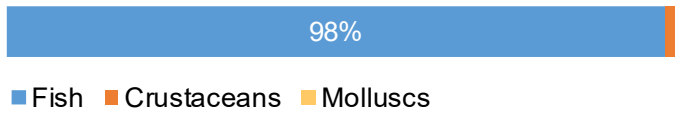
Aquaculture 36%

Exports of fish and fish products - 2018

USD 708 228 000

Production and Trade Breakdown

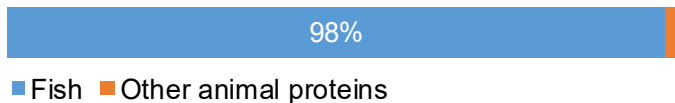
Production by volume



Imports by value



Exports by value



Production - Top 10 Species (Volume)

Rank	Species	Volume (Tonnes)
1 st	Marine fishes nei	1 106 578
2 nd	Freshwater fishes nei	892 916
3 rd	Roho labeo	548 962
4 th	Silver barb	231 607
5 th	Common carp	120 982
6 th	Tilapias nei	44 511
7 th	Natantian decapods nei	27 703
8 th	Pirapatinga	26 264
9 th	Catla	24 809
10 th	Grass carp	22 791

Imports - Top 10 Products (Value)

			USD
1 st	Mackerel	prepared or preserved; whole or in pieces HS 1604.15	2 559 000
2 nd	Salmonidae	frozen; excluding fillets, livers and roes HS 0303.19	1 248 000
3 rd	Catfish	frozen; excluding fillets, livers and roes HS 0303.24	987 000
4 th	Fish, other than species in 0303	frozen; excluding fillets, livers and roes HS 0303.89	943 000
5 th	Livers, roes, milt	dried, salted or in brine HS 0305.20	790 000
6 th	Tunas, skipjack, bonito	prepared or preserved; whole or in pieces HS 1604.14	784 000
7 th	Crabs	frozen HS 0306.14	451 000
8 th	Shrimps, prawns	live, fresh or chilled HS 0306.36	437 000
9 th	Sea cucumbers	frozen HS 0308.12	330 000
10 th	Sardines, sardinella, brisling or sprats	prepared or preserved; whole or in pieces HS 1604.13	292 000

Exports - Top 10 Products (Value)

			USD
1 st	Fish, other than species in 0302	fresh or chilled; excluding fillets, livers and roes HS 0302.89	172 292 000
2 nd	Fish, other than species in 0303	frozen; excluding fillets, livers and roes HS 0303.89	101 784 000
3 rd	Carp	frozen; excluding fillets, livers and roes HS 0303.25	75 928 000
4 th	Shrimps, prawns	frozen HS 0306.17	60 776 000
5 th	Crabs	dried, smoked, salted or in brine HS 0306.93	50 300 000
6 th	Flours, meals, pellets. Unfit for human consumption	from fish or aquatic invertebrates HS 2301.20	37 936 000
7 th	Crabs	frozen HS 0306.14	30 169 000
8 th	Squid, cuttlefish	live, fresh or chilled HS 0307.42	29 649 000
9 th	Eels	live HS 0301.92	29 125 000
10 th	Shrimps, prawns	dried, smoked, salted or in brine HS 0306.95	23 085 000

A GLOBEFISH Product

Information, Disclaimer

Sources

Established in 1984, GLOBEFISH is a multi-donor funded project in the Fisheries Division of the Food and Agriculture Organization of the United Nations (FAO), responsible for providing up-to-date market and trade information on fish and fish products.

[Visit our website](#)

[Subscribe to our newsletter](#) or [email us](#)

Recent Publications



[Globefish Highlights, 1/2021](#)

Our flagship publication, focused on prices and analysis of market trends covering a variety of major commodities. Released quarterly.



[Chinese Fish Price Report, 3/2020](#)

Comprehensive coverage of Chinese price trends, market information for commercially significant species, along with industry news and policy updates. Released quarterly.



[European Price Report, 4/2021](#)

Market and price analysis for fish and fish products in the European market. Released monthly.



This is the first edition of the GLOBEFISH Market Profiles produced for this country, and was made at the beginning of 2021.

These profiles are based on nationally reported data or information published by international agencies. As the profile is intended to reflect the most up to date information available, reporting years may vary between sections and commodities.

The designations employed and the presentation of material in this information product do not imply the expression of any opinion whatsoever on the part of FAO concerning the legal or constitutional status of any country, territory or sea area, or the delimitation of frontiers or boundaries.

The data herein presented is compiled by FAO staff at the time of its production, "as is" and "as available," and every effort is made to ensure, but not guarantee, their timeliness, accuracy and completeness. FAO assumes no responsibility for errors and omissions in the data provided. Users are, however, kindly asked to report any errors or deficiencies in this product to FAO GLOBEFISH (globefish@fao.org).

Please note

Re-exports and re-imports are not included.

The term N/A has been used to indicate that information was not found in the indicated sources. The classification of fish and fish products as either processed or unprocessed is very broad, and is intended for indicative purposes only.

[HS codes for fish and fish products](#)

International trade codes for fish and fish products in a user friendly format.



Sources and time periods:

-Fishing and aquaculture production (2018):
FAO's [Global Fishery and Aquaculture Production Statistics](#)

-Fish available for consumption (2017):
FAO's [Fishery and Aquaculture Statistics 2016](#)

-Population (2018), GDP Growth (2013-2018), GDP per Capita (2018):
IMF's [World Economic Outlook Databases](#)

-Imports, Exports and Share of Trade (2000-2018):
FAO's [Global Fishery and Aquaculture Commodities Statistics](#)

-GDP, GDP from fisheries, GDP from agriculture (2018):
World Bank's [World Development Indicators](#),
OECD's [National Accounts Statistics](#) or
UNSD's [National Accounts](#)

-Ease of doing business (2018):
World Bank's [Ease of Doing Business](#) ranking

-Length of Coastline, Exclusive Economic Zone, Exclusive Fishing Zone (2003):
UNEP's [Global Environment Outlook](#)

[GLOBEFISH](#)

Explore more market information on the GLOBEFISH website



[GLOBEFISH on ISSUU](#)

Read GLOBEFISH publications on ISSUU

