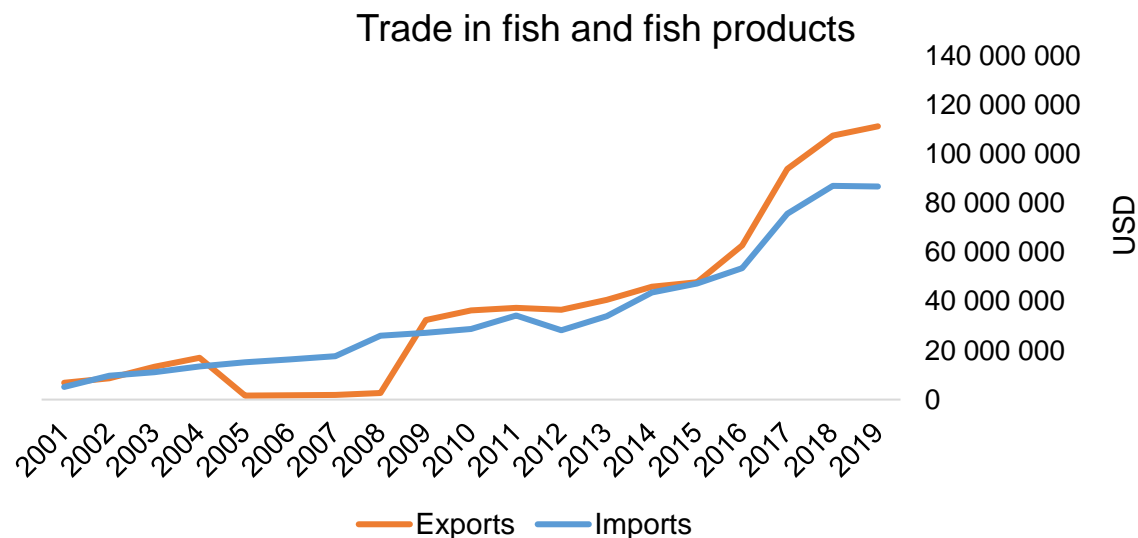




## COUNTRY BRIEF

Population	Ease of doing business rank
2 881 000	77th
Length of coastline	Exclusive fishing zone
649 km	6 210 km <sup>2</sup>
Average GDP growth	GDP per capita
4.22%	USD 5 346



GDP from fisheries

N/A

Fish available for consumption

8.6 kg/capita

Imports of fish and fish products - 2019

USD 86 835 490

Agricultural GDP from fisheries

N/A

Fisheries and aquaculture production

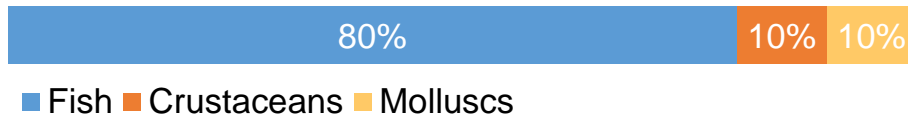
Total	15 213 tonnes
Fisheries	57%
Aquaculture	43%

Exports of fish and fish products - 2019

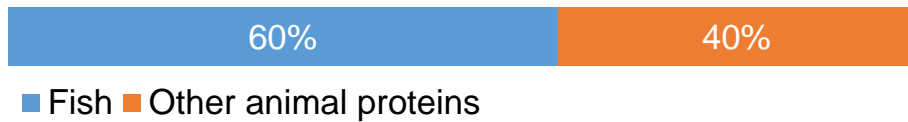
USD 111 281 000

## Production and Trade Breakdown

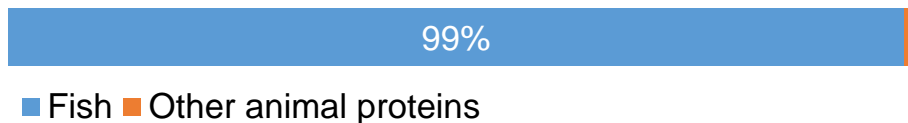
### Production by volume



### Imports by value



### Exports by value



## Production - Top 10 Species (Volume)

Rank	Species	Volume (Tonnes)
1 <sup>st</sup>	Gilthead seabream	2 509
2 <sup>nd</sup>	Rainbow trout	1 759
3 <sup>rd</sup>	European anchovy	1 227
4 <sup>th</sup>	European seabass	1 080
5 <sup>th</sup>	Mediterranean mussel	1 071
6 <sup>th</sup>	Deep-water rose shrimp	962
7 <sup>th</sup>	European hake	731
8 <sup>th</sup>	European pilchard (Sardine)	676
9 <sup>th</sup>	Common carp	652
10 <sup>th</sup>	Roaches nei	538

## Imports - Top 10 Products (Value)

			USD
1 <sup>st</sup>	Shrimps, prawns	frozen; cold-water species HS 0306.16	28 641 730
2 <sup>nd</sup>	Anchovies	salted or in brine, not dried or smoked HS 0305.63	19 482 560
3 <sup>rd</sup>	Squid, cuttlefish	frozen HS 0307.43	9 466 690
4 <sup>th</sup>	Shrimps, prawns	frozen HS 0306.17	6 424 530
5 <sup>th</sup>	Tunas, skipjack, bonito	prepared or preserved; whole or in pieces HS 1604.14	4 328 850
6 <sup>th</sup>	Anchovies	prepared or preserved; whole or in pieces HS 1604.16	3 755 030
7 <sup>th</sup>	Fish	live HS 0301.99	3 134 880
8 <sup>th</sup>	Sardines, sardinella, brisling or sprats	prepared or preserved; whole or in pieces HS 1604.13	1 846 220
9 <sup>th</sup>	Anchovies	fresh or chilled; excluding fillets, livers and roes HS 0302.42	1 018 500
10 <sup>th</sup>	Mackerel	prepared or preserved; whole or in pieces HS 1604.15	977 380

## Exports - Top 10 Products (Value)

			USD
1 <sup>st</sup>	Anchovies	prepared or preserved; whole or in pieces HS 1604.16	27 635 570
2 <sup>nd</sup>	Shrimps, prawns	prepared or preserved, not in airtight containers HS 1605.21	23 684 090
3 <sup>rd</sup>	Fish, other than species in 0305.3	dried, salted or in brine; not smoked HS 0305.39	14 043 640
4 <sup>th</sup>	Shrimps, prawns	prepared or preserved, in airtight containers HS 1605.29	10 865 990
5 <sup>th</sup>	Squid, cuttlefish	frozen HS 0307.43	9 734 860
6 <sup>th</sup>	Seabream	fresh or chilled; excluding fillets, livers and roes HS 0302.85	6 446 200
7 <sup>th</sup>	Anchovies	salted or in brine, not dried or smoked HS 0305.63	6 049 920
8 <sup>th</sup>	Shrimps, prawns	frozen HS 0306.17	3 094 460
9 <sup>th</sup>	Flat fish	fresh or chilled; excluding fillets, livers and roes HS 0302.29	2 593 710
10 <sup>th</sup>	Seabass	fresh or chilled; excluding fillets, livers and roes HS 0302.84	960 750

Established in 1984, GLOBEFISH is a multi-donor funded project in the Fisheries Division of the Food and Agriculture Organization of the United Nations (FAO), responsible for providing up-to-date market and trade information on fish and fish products.

[Visit our website](#)

[Subscribe to our newsletter](#) or [email us](#)

## Recent Publications



### [Globefish Highlights](#)

Our flagship publication, focused on prices and analysis of market trends covering a variety of major commodities. Released quarterly.



### [Chinese Fish Price Report](#)

Comprehensive coverage of Chinese price trends, market information for commercially significant species, along with industry news and policy updates. Released quarterly.



### [European Price Report](#)

Market and price analysis for fish and fish products in the European market. Released monthly.



This is the second edition of the GLOBEFISH Market Profiles produced for this country, and was made at the beginning of 2022.

These profiles are based on nationally reported data or information published by international agencies. As the profile is intended to reflect the most up to date information available, reporting years may vary between sections and commodities.

The designations employed and the presentation of material in this information product do not imply the expression of any opinion whatsoever on the part of FAO concerning the legal or constitutional status of any country, territory or sea area, or the delimitation of frontiers or boundaries.

The data herein presented is compiled by FAO staff at the time of its production, "as is" and "as available", and every effort is made to ensure, but not guarantee, their timeliness, accuracy and completeness. FAO assumes no responsibility for errors and omissions in the data provided. Users are, however, kindly asked to report any errors or deficiencies in this product to FAO GLOBEFISH ([globefish@fao.org](mailto:globefish@fao.org)).

### **Please note**

Re-exports and re-imports are not included.

The term N/A has been used to indicate that information was not found in the indicated sources. The classification of fish and fish products as either processed or unprocessed is very broad, and is intended for indicative purposes only.

### [HS codes for fish and fish products](#)

International trade codes for fish and fish products in a user friendly format.



Sources and time periods:

-Fishing and aquaculture production (2019):  
FAO's [Global Fishery and Aquaculture Production Statistics](#)

-Fish available for consumption (2017):  
FAO's [Fishery and Aquaculture Statistics 2019](#)

-Population (2019), GDP Growth (2015-2019), GDP per Capita (2019):  
IMF's [World Economic Outlook Databases](#)

-Imports, Exports and Share of Trade (2000-2019):  
FAO's [Global Fishery and Aquaculture Commodities Statistics](#)

-GDP, GDP from fisheries, GDP from agriculture (2019):  
World Bank's [World Development Indicators](#),  
OECD's [National Accounts Statistics](#) or  
UNSD's [National Accounts](#)

-Ease of doing business (2019):  
World Bank's [Ease of Doing Business](#) ranking

-Length of Coastline, Exclusive Economic Zone, Exclusive Fishing Zone (2003):  
UNEP's [Global Environment Outlook](#)

### [GLOBEFISH](#)

Explore more market information on the GLOBEFISH website



### [GLOBEFISH on ISSUU](#)

Read GLOBEFISH publications on ISSUU

