

EUROPEAN PRICE REPORT

Issue 5/2017 May 2017

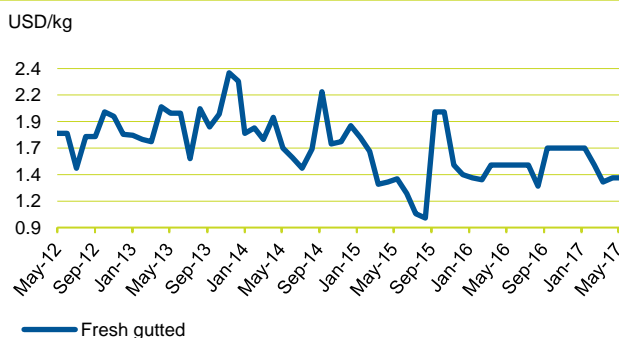
LATEST TRENDS

Seafood consumption promotion is a regular feature of the popular media these days, while at the same time the spring temperature is favouring restaurant dining and boosting demand for seafood. As a result, prices are being driven up for a wide variety of species.

GROUNDFISH

Demand for frozen Pacific cod (*Gadus macrocephalus*) is increasing all over the world, especially in China, the USA and Japan. This leaves very little raw material for the production of wet-salted cod fillets, and prices for this product are increasing. For Atlantic cod (*Gadus morhua*), the supply situation is even tighter. Catches are still low in the Faroe Islands and in Iceland, and most of what little is available is being directed to the fresh and frozen markets. As a result, prices of wet-salted cod fillets from fresh raw material are sky high, and this is creating some resistance amongst consumers.

COD - in Poland (FOB, origin: Baltic Sea)



Index for prices

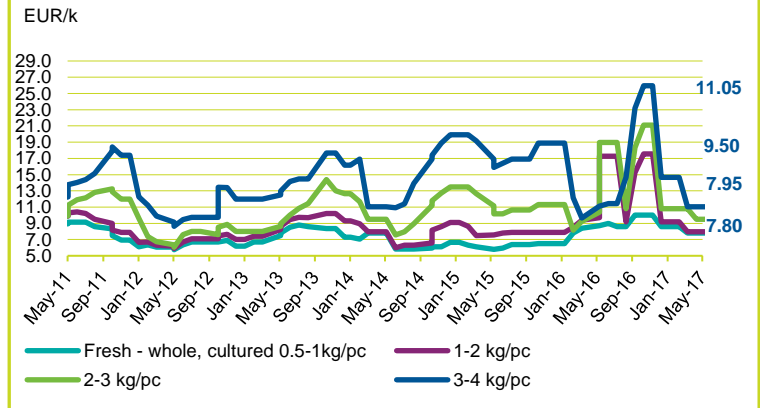
Groundfish	8
Flatfish	9
Tuna	10
Small Pelagics	11
Cephalopods	11
Crustaceans	13
Bivalves	15
Salmon	15
Trout	16
Freshwater fish	16
Non Traditional Species	17
Seabass-Seabream-Meagre	17

The **European Fish Price Report**, based on information supplied by industry correspondents, aims to provide guidance on broad price trends. Price information is indicative and should be used only for forecasting medium- and long-term trends. FAO is not responsible for any errors or omissions.

Plentiful supply is seeing prices of Pacific hake (*Merluccius productus*) imported from the USA fall back from the high levels reported last year. Saithe is in limited supply, however, and prices in Spain are steady.

Turbot prices are low at the moment, which is a normal feature for this time of the year. They are expected to pick up during summer months.

TURBOT - in Spain, origin: Spain

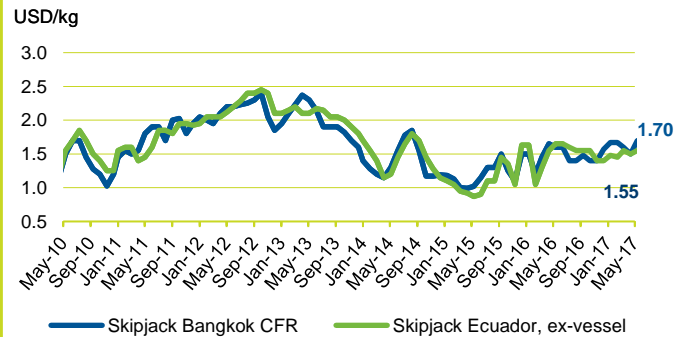


TUNA - BILLFISHES

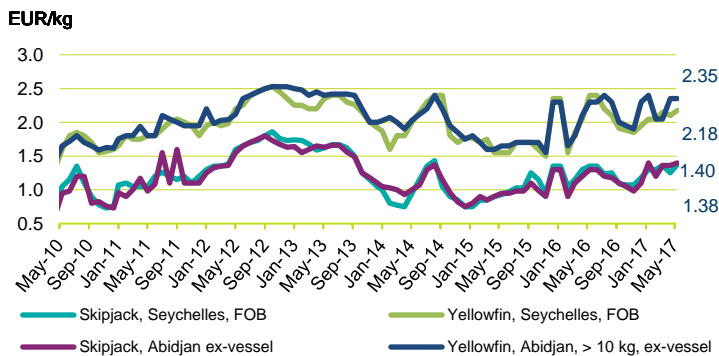
On the Bangkok market, which is the price setter for the whole tuna market, skipjack prices are exceptionally high this month as inventories in Thailand are low. As a result, prices in all major markets have risen by almost 20% for both skipjack and yellowfin.

Poor fishing persists in the Western and Central Pacific (WCP) and raw material inventories at Thai canneries have fallen to a moderate-to-low level. Due to reduced carrier deliveries from the WCP, some Thai canneries are now looking for supplies from the Indian Ocean. As a result of the tight supply situation, skipjack prices are increasing sharply.

TUNA - Pacific Ocean



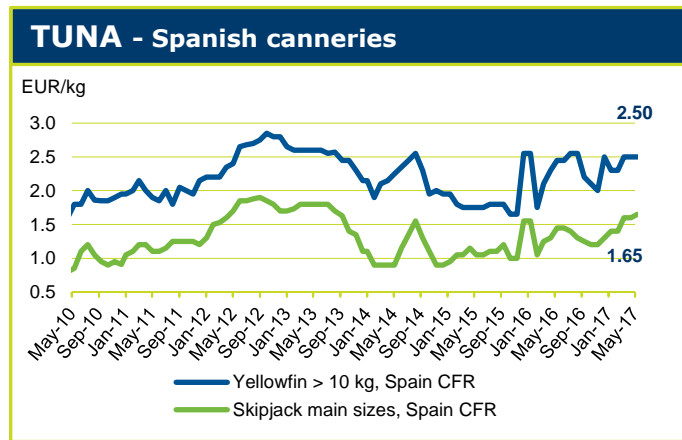
TUNA - Indian/Atlantic Oceans



Fishing remains good in the Eastern Pacific and local canneries continue to report healthy raw material inventories. Despite this, skipjack and yellowfin prices are increasing, mainly due to the price uptrend in Thailand.

Catches in the Indian Ocean remain moderate and raw material inventories local canneries are still healthy. However, due to growing demand for carrier deliveries to Thailand, skipjack yellowfin prices are being pushed up.

Fishing in the Atlantic Ocean has improved, and catches are now moderate. However, there is still strong demand for raw material at the local canneries and skipjack and yellowfin prices are increasing. As a result of the upward price movement in the Indian and Atlantic Oceans, European canners are now having to pay more for both skipjack and yellowfin, both whole and loins.



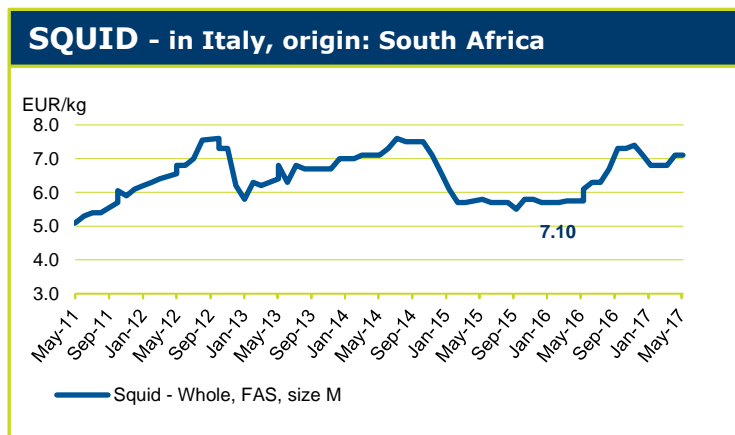
at
and

SMALL PELAGICS

Spring is a main consumption period for herring in Northern Europe. Arrivals are relatively low, and prices in all major markets are going up. In contrast, the sprat fishery in the Baltic is reporting good catches and falling prices.

CEPHALOPODS

After a strong start, Argentine squid production came to a sudden halt at the end of April, which is typically the peak catch period. As a result, arrivals on the European market are minimal and further price hikes are anticipated. Meanwhile, Peruvian squid production is expected to return to normal levels after low production last year caused by the El Niño phenomenon. In South Africa, there is essentially no stock left and prices remain high. The South African squid fishery reopens on 1 July.

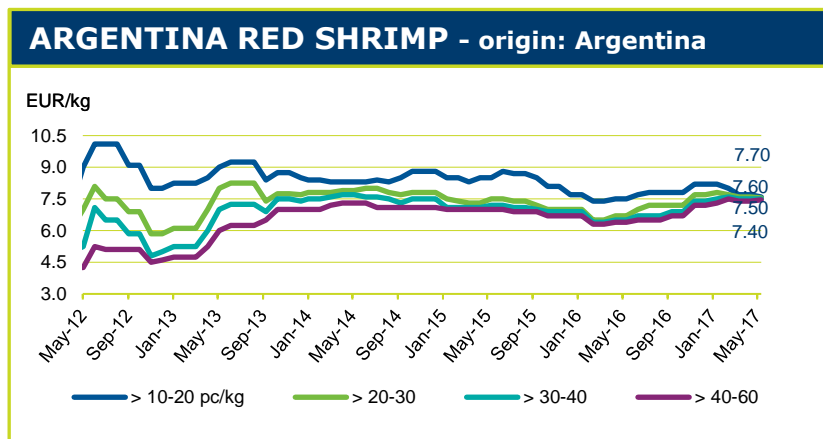


In India, the cuttlefish season is now coming to an end and supply is tightening, pushing prices upwards.

CRUSTACEANS

The shrimp fishery in Argentina is just about to open, with a similarly positive forecast to the last two bonanza years. This can be expected to lead to downward pressure on prices, as was seen in both 2015 and 2016.

At present, however, cold-storage supplies are exhausted and record price levels are being reported, especially for the larger sizes. Demand is strong from China for the larger sizes, leaving only smaller specimens available for the European market. The European market is also suffering from a shortage of headed shrimp, driving prices up for these products, while prices for whole shrimp remain stable for all sizes.



Crab and lobster landings will increase in the coming months with the start of the new fishing season. The American lobster season in Canada started on 1 May, although the weather is still quite cold and catches are still limited. With extremely high demand in Asia, especially in the live lobster market in China, the lack of supply has sent prices soaring to USD 8 per pound at landing sites, and European buyers are finding it difficult to compete. Poor weather forecasts suggest that catches will remain low and prices are expected to be high for the whole spring season.

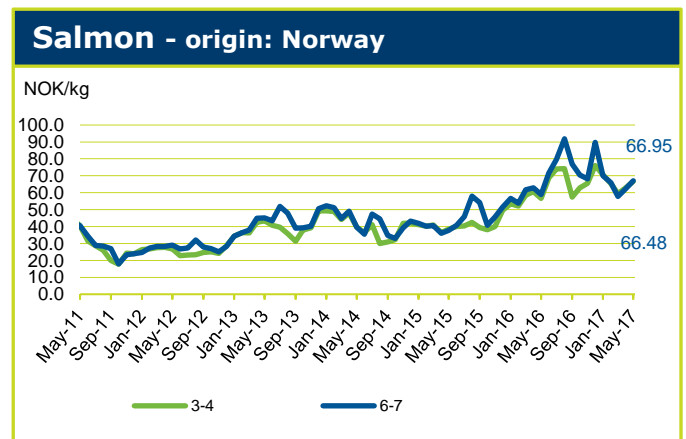
BIVALVES

With local mussels now out of season, Irish and Spanish mussels are now the most widely available products on the French market. Prices are currently high.

The oyster season typically declines during the summer months due to consumer concerns over sanitary risks, and the product is consequently less popular with retailers. However, producers on the coast will optimise direct sales during the tourist season through innovative channels such as food trucks or automatic 24/7 temperature controlled distributors.

SALMON

Supply of Norwegian farmed Atlantic salmon has been approximately flat so far this year, with the latest report from the Norwegian Seafood Council (NSC) showing 305 000 tonnes exported in the first 4 months of 2017, compared with 308 000 tonnes in the same period in 2016. However, harvest and export volumes have been increasing more recently and Norwegian export prices have fallen back sharply from their end of year peak, almost back in line with last year's levels. The NASDAQ salmon index was at NOK 66 per kg as of week 18, 2017, marginally above the same week last year, although the higher prices earlier in the year equated to 15 percent growth in the total value of Norwegian salmon exports from January to April, according to the NSC. A notable trend is the diversion of Norwegian export volumes away from European markets towards other markets such as the USA, as well as a range of countries in East and Southeast Asia. Industry sources in the EU are suggesting that consumer demand is finally being hit by the high price level, while demand for European salmon continues to grow unabated in overseas markets. In the UK, export growth and high prices continue to be supported by a devalued currency, with farmed salmon production increasingly directed away from domestic markets and the USA leading the way as the top export destination.

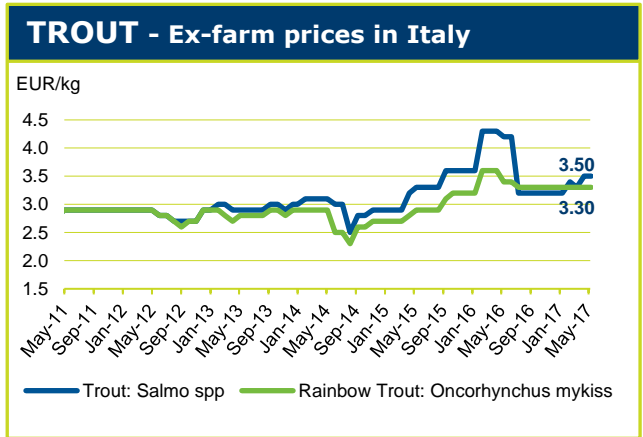


Global farmed Atlantic salmon supply is expected to increase by some 5-6% in 2017, and the additional supply will halt the steep upward price trend realised after supply contraction in 2016. As the current biomass level at Norwegian farms is weighted towards the younger generations, however, a relatively higher proportion of these additional volumes will hit the market in the 2nd half of the year, and prices are likely to be pushed down to the NOK mid-50s or lower following the late summer harvests. However, the annual climb to the year-end peak can still be expected in the last quarter.

TROUT

Since the Russian trade embargo introduced in August 2014, the Norwegian farmed trout sector has made a considerable investment into developing new markets in Japan, Poland, Belarus and Thailand, among others. This project has been so successful that the new demand is pulling sharply against the ongoing supply contraction and it is sending prices soaring. Biomasses at Norwegian trout farms are now 30% lower than they were in 2016

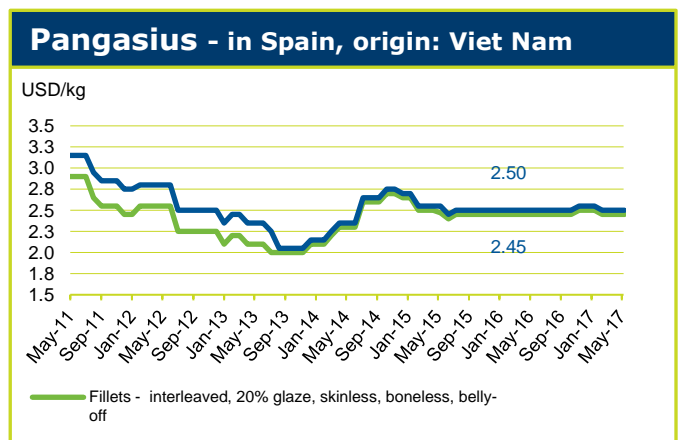
and the NSC reports that Norwegian export volumes of trout were 69% lower in April compared with the same month last year, at a total of 2 480 tonnes worth NOK 199 million. Year-to-date, the decline in volume is 57%. It is likely to be at least a year until supply volumes start recovering, and until then the Norwegian industry will seek to retain its new customers' interest in the current environment of limited availability and exceptionally high prices.



FRESHWATER FISH

In Hungary, the sales period for carp is coming to an end as during the summer there is practically no carp consumption. Hungarian carp producers are halting harvesting activities accordingly and no major movements on the market are expected over the coming months.

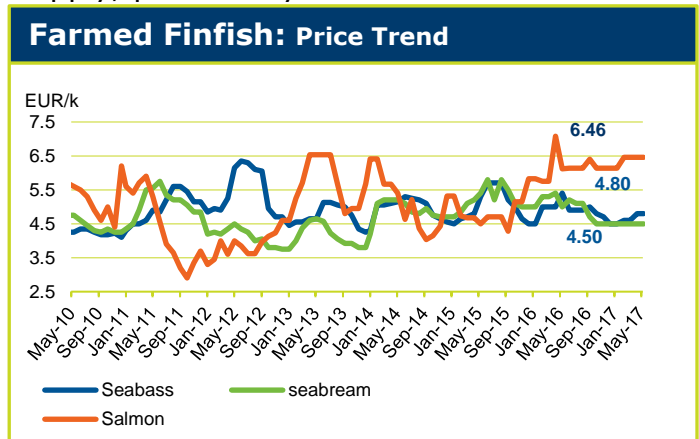
Although demand remains weak for pangasius in Spain, prices are stable as they are being supported by strong demand on the world market, especially from China.



Due to overexploitation, Lake Victoria's authorities are enforcing catch restrictions on Nile perch from the lake. Arrivals are low as a result, and prices of fresh Nile perch fillets are sky-high.

SEABASS - SEABREAM - MEAGRE

Industry reports suggest that prices on European markets for farmed bass and bream are increasingly suffering from the effects of oversupply, particularly for bream. Prices for 400-600g farmed Greek bream on the Italian market were at EUR 4.50 per kg in May, showing no movement since October last year, at a time when they should be approaching their annual peak. Equivalent prices for bass have risen somewhat on the back of relatively tighter supply, but at EUR 4.80 per kg they are still well below last year's level. Both major Mediterranean producers, Greece and Turkey, have recorded significantly increased export



volumes for both species in early 2017, supporting industry expectations of rising production in both countries. With reports of multiple Turkish aquaculture companies making expansionary investments and their Greek counterparts also targeting higher juvenile stocking levels, it is not clear where relief from downward pressure on prices can come from, in the medium term at least. In order to absorb these additional volumes, Mediterranean producers, particularly Turkey, are hoping to increase their penetration in non-European markets such as Lebanon, Russia, United Arab Emirates, Israel and the USA. However, it seems that demand growth in these countries, while strong, is being outstripped by the upward production trend and prices will struggle to rise much further from current levels for the foreseeable future. Certainly, the positive financial results being reported for 2016 are unlikely to be replicated in 2017 unless spectacular progress is achieved in terms of cost reduction at the farm level.

World Congress on Climate Change and Fisheries

This year FAO will co-organize with CONXEMAR the Congress on Climate Change, Fisheries and Trade within the framework of the 19th International Frozen Seafood Products Exhibition to be held in Vigo, Spain, on 2 October 2017.

Fish Species Trade Name	Product Form	Grading	Price per kg			Reference & Area	Origin		
			As stated	EUR	USD				
GROUND FISH							May 2017		
Cod/Cabillaud, Morue/ Bacalao <i>Gadus morhua</i>	Fresh gutted		1.23	1.37	-	Poland FOB	Baltic Sea		
	IQF portion, single frozen	100-150 g/pc	7.90	8.80	=	Italy CIF	Iceland		
	Fresh - fillet	50-100 g/pc	4.00	4.45		CPT	Denmark		
		100-200	4.60	5.12	-				
		200-400	8.50	9.46					
	Fresh - Whole	1-2 kg/pc	6.44	7.17					
		2-4	6.55	7.29					
	<i>Gadus macrocephalus</i>	Fillet - wet salted - 1st quality produced from fresh raw material	700-1000 g/pc	9.30	10.35	=	Italy DDP	Iceland	
Portion single frozen, 10% glaze			7.90	8.80		CIF			
Stockfish		700 g/pc	23.00	25.61	=	DDP	Norway		
Fillet - wet salted - 1st quality produced from frozen raw material		400-700 g/pc	8.50	9.46	=	Italy CIP	Denmark		
Hake/Merlu/Merluza <i>Merluccius capensis</i>	Minced block		1.71	1.90	=	Namibia FOB for Spanish market	Namibia		
	IQF portion, trapeze	90-110 g/pc	6.80	7.57	=	Italy CIF			
	IQF	100-200 g/pc	6.20	6.90		Europe DDP	South Africa		
	Fresh - whole	100-200 g/pc	4.17	4.64	+	Italy CPT	Croatia		
		200-300	5.28	5.88	+				
	<i>Merluccius productus</i>	Fillet, PBO Minced block		2.47	2.75	=	Spain EXW	USA	
			1.62	1.80	=				
Alaska pollack/Lieu de l'Alaska/Colín de Alaska <i>Theragra chalcogramma</i>	Fillet, PBO		2.91	3.23		Netherlands EXW			
	Minced block		2.91	3.23					
	Fillet, IQF	2-6 oz	2.48	2.76		Europe CFR	China		
	Fillet, baby food quality					DDP	USA		
	H&G	>25		1.10	1.22		Russian Fed. wholesale Vladivostok	Russian Fed.	
>30			1.06	1.18					
>25			1.28	1.28		wholesale Moscow			
Surimi (Alaska pollack)	Stick - Paprika	250 g/pc	2.58	2.87	=	France CFR	Spain		
Hoki <i>Macrurus magellanicus</i>	H&G	100-300 g/pc	1.63	1.81		Spain FOB			
		300-500	1.63	1.81					
		500-900	1.63	1.81					
Saithe/Lieu noir/ Carbonero (Pollack, Coley) <i>Pollachius virens</i>	Fillet - interleaved	200-400 g/pc	no quotation			Europe CIF	Faroe Islands		
	Fillet - skinless, PBI, interleaved	16-32 oz/pc	4.60	5.12	=	Spain DDP	Iceland		
Haddock/Eglefin/Eglofino <i>Melanogrammus aeglefinus</i>	H&G	< 0.8 kg/pc	NOK	19.00	2.03	2.26	+	Sweden FCA	Norway
	Fresh	1-1.5 kg/pc	5.20	5.79		Spain CIF			
		> 1.5	5.50	6.12					
	> 2	5.65	6.29						
Ling/Lingue franche/ Maruca <i>Molva molva</i>	Fillet - wet salted Produced from fresh raw material 1st quality	1-1.5 kg/pc	5.40	6.01	+	Italy DDP	Faeroe Islands		

Fish Species Trade Name	Product Form	Grading	Price per kg		Reference & Area	Origin
			As stated	EUR USD		
GROUND FISH (cont.)						May 2017
Monkfish/Baudroie/ Rape <i>Lophius spp.</i>	Fresh - Tail	< 0.3 kg/pc	8.74	9.73 -	Italy CPT	UK
		0.3-0.5	9.90	11.02 -		
		0.5-1	10.45	11.63 +		
		1-2	10.65	11.86 +		
		> 2	11.57	12.88 +		
	Fresh - whole	0.5-1 kg/pc	5.45	6.07 +	FCA	France
	1-2	5.56	6.19 +			
Tails, skinless Frozen at land 100% net weight	100-250 g/pc 250-500 500-1000 > 1000	5.75	6.40	Spain DDP	Namibia	
		6.75	7.52			
		8.00	8.91			
		8.75	9.74			
John Dory/ Sainte Pierre Pez de San Pedro <i>Zeus faber</i>	Frozen skin-on PBO, chemical free, 100% net weight, IQF,Bulk, frozen weight +count	60-100 g/pc	8.46	9.40	Germany CFR	China
		100-150	0.90	1.00		
		150-200	9.44	10.50		
		200-300	9.89	11.00		
	Fresh - gutted	600-800 g/pc	11.00	12.25	Italy CPT	Senegal
		800-1000 1000-2000	9.95 9.88	11.08 + 11.00 -		
Sand steenbras/ Marbré/ Herrera <i>Lithognathus mormyrus</i>	Fresh	500/700 g/pc	8.85	9.85 +	FCA	Morocco
		700/1000	9.08	10.11 +		
		Mixed	8.80	9.80		
		400-600	9.80	10.91		
	Mediterranean	700-1000	9.60	10.69	CPT	Spain
		200-300 g/pc	7.25	8.07 +		
		300-500	7.00	7.79 -		
		200-300 300-500	8.50 10.00	9.46 11.13		
FLATFISH						May 2017
Turbot/Rodaballo <i>Psetta maxima</i>	Fresh - whole cultured	0.5-1 kg/pc	7.80	8.68	Spain CIF	Spain
		1-2	7.95	8.85		
		2-3	9.50	10.58		
		3-4	11.05	12.30		
	Fresh - whole wild	< 0.5 kg/pc	9.10	10.13	Italy CPT	Netherlands
		0.4-0.6	3.90	4.34		
		0.5-0.8	15.98	17.79		
		0.5-1	9.67	10.77 +		
		0.8-1	10.70	11.91 -		
		1-2	11.24	12.51 -		
		2-3	14.58	16.23 -		
		3-4	19.99	22.26 -		
	4-6	23.40	26.05 -			
	Fresh - whole	0.4-0.6 kg/pc	6.50	7.24	Italy CPT	Spain/Portugal
		0.8-1	7.63	8.49 +		
		1-1.5	7.37	8.21 -		
1.5-2		8.44	9.40 -			
2-2.5		9.45	10.52 -			
3-4		12.00	13.36 -			
0.5-1		7.45	8.29			
0.7-1		7.03	7.83			
1-2		10.05	11.19			
2-3		13.95	15.53			
> 4	21.55	23.99				
Fresh - whole wild	1-2 kg/pc	10.57	11.77	CPT	Netherlands	
	2-3	16.16	17.99			

Fish Species Trade Name	Product Form	Grading	Price per kg		Reference & Area	Origin	
			As stated	EUR USD			
FLATFISH (cont.)							
May 2017							
Sole/Sole/ Lenguado <i>Solea vulgaris</i>	Fresh - whole wild	< 170 g/pc	9.50	10.80	Spain CIF	Netherlands	
		170-220	12.20	13.58			
		200-300	12.55	13.97			
		200-250	17.45	19.43			
		300-400	14.95	16.64			
		400-500	15.80	17.59			
	Fresh - whole wild	200-300 g/pc	17.30	19.26	Italy CPT	France	
		300-400	18.30	20.37 -			
		No. 3	11.68	13.00 -			
	Fresh - whole	No. 4	10.37	11.55 -	CIF	Netherlands	
		No. 5	8.65	9.63 -			
		No. 2	11.98	13.34			
Fresh - gutted	No. 3	10.62	11.82	CIF	Netherlands		
	No. 4	9.78	10.89				
	No. 2	10.95	12.19 -				
	No. 3	10.00	11.13 -				
Fresh - whole	No. 4	8.39	9.34 -	CIF	Netherlands		
	No. 5	9.74	10.84 +				
	No. 2	14.91	16.60				
	No. 3	14.15	15.75				
European plaice/ Plie d'Europe/ Solla europea <i>Pleuronectes platessa</i>	Fresh - whole	300-400 g/pc	3.80	4.23	Spain CIF	Netherlands	
		400-600	4.05	4.51			
		> 600	5.00	5.57			
European Flounder/ Flet d'Europe/ Platija europea <i>Platichthys flesus</i>	Fresh - fillets skin-on skinless whole	No. 2	4.00	4.45 +	Italy CPT	Greenland	
		No. 3	4.40	4.90 +			
		No. 4	9.92	11.04			
Greenland Halibut/ Reinhardtius hippoglossoides	Fillet - skinfoff, boneless, blockfrozen	No. 2	4.00	4.45 +	Denmark FOB	Greenland	
		No. 3	4.40	4.90 +			
TUNAS/BILLFISHES							
May 2017							
Tuna/Thon/Atún <i>Thunnus spp.</i>	Skipjack - whole	main size	1.53	1.70 +	Bangkok CFR	Western/Central Pacific Ocean	
			1.39	1.55 +			
	Yellowfin - whole			2.16	2.40 +	Ecuador ex-vessel	Eastern Tropical Pacific Ocean
	Skipjack - whole	main size		1.38	1.53 +	Seychelles FOB	Indian Ocean
				2.18	2.42 +		
	Skipjack - whole			1.40	1.56 +	Abidjan	Atlantic Ocean
	Yellowfin - whole	> 10 kg		2.35	2.62 +	ex-vessel	
	Skipjack - whole	1.8-3.4 kg/pc		1.65	1.84 +	Spanish	Various origins
	Yellowfin - whole	> 10 kg		2.50	2.78 =	Canneries CFR	
	Skipjack - cooked & cleaned loins - vacuum packed	double cleaned		5.50	6.11 +	Italy DDP	Solomon Islands
				6.48	7.20 +		
	Yellowfin - cooked & cleaned loins - vacuum packed	double cleaned				Kenya/Mauri- tius/Solomon Is.	
	Skipjack	> 1.8 kg/pc		1.55	1.73 +	Tunisia CFR	Ghana
	Skipjack - pre-cooked loins			4.86	5.40	Europe CFR	Ecuador
	Yellowfin - pre-cooked loins	double cleaned		5.22	5.80		
			single cleaned		5.40	6.00	
	Skipjack - whole			1.17	1.30	Ecuador FOB	Ecuador
	Skipjack - whole	1.9-3.4 kg/pc		0.90	1.00		
		3.5-5		0.99	1.10		
	Yellowfin - pre-cooked loins	double cleaned		4.59	5.10		
		single cleaned		4.50	5.00		
Skipjack - pre-cooked loins			3.87	4.30			

Fish Species Trade Name	Product Form	Grading	Price per kg		Reference & Area	Origin
			As stated	EUR USD		
TUNAS/BILLFISHES (cont.)						May 2017
Swordfish/Espadon/ Pez espada <i>Xiphias gladius</i>	Frozen at sea, DWT 100% net weight	30-50 kg/pc 50-70	6.20	6.90	Spain FOT	Spain
	Fresh - gutted Whole Mediterranean	< 12 kg/pc 13-18 19-25 26-35	11.85	13.19		
	Whole Atlantic	19-25	10.87	12.10 +		
		26-35	10.87	12.10 +		
		19-25	10.11	11.26 +		
		26-35	10.11	11.26 -		
		36-50	10.11	11.26 -		
		> 50	10.11	11.26 +		
SMALL PELAGICS						May 2017
Mackerel/Maquereau/ Caballa <i>Scomber scombrus</i>	Fresh - whole	4-6 pc/kg	2.73	3.04	Italy CPT	France
	Fresh - Fillets butterfly cut		4.49	5.00 -	Netherlands/Poland FOB for Eastern Europe	UK Greenl./Faroe. I
	Whole	200-400 g/pc 300-500	No quotations			
	H&G	> 200 g/pc	na			
	Whole	3-4 pc/kg	1.05	1.17	Spain FOB	Spain
Horse Mackerel/ Chincard/ Jurel <i>Trachurus spp</i>	Whole	> 24 cm/pc	1.23	1.37	Morocco FOB for European market	Morocco
Herring/Hareng/Arenque <i>Clupeidae</i>	Fresh - fillet		2.62	2.92	Italy CPT	Denmark
	Fresh - whole	250-300 g/pc > 350	1.09	1.21	Russian Fed. wholesale Moscow	Russian Fed.
		> 25	0.75	0.84		
		> 300	0.84	0.94	Russian Fed. wholesale Vladivostok	
		> 250	0.91	1.01		
	70-100 g/pc	0.50	0.56 +	Poland FOB	Baltic	
Sprat/Sprat/Espadín <i>Sprattus sprattus</i>			0.19	0.21 -		
Sardine/Sardine/ Sardina <i>Sardina pilchardus</i>	Fresh - whole		0.97	1.08	Italy CPT	Croatia
			1.20	1.34		Italy
	Fresh - fillet		5.06	5.63		France
			4.00	4.45		UK
CEPHALOPODS						May 2017
Squid/Encornet/Calamar <i>Loligo spp.</i>	Whole	S (< 18 cm)	6.40	7.13 +	Italy CIF	South Africa
		M (18-25)	7.10	7.90 +		
		L (25-30)	7.40	8.24 +		
		XL (>30)	7.40	8.24 +		
	Frozen whole, block frozen	11-14 cm	2.97	3.30	Europe	USA India
		< 5	6.57	7.30		
		6-15	5.76	6.40		
		10-40	4.09	4.55		
	> 40	3.55	3.95			
<i>Loligo gayi</i>	Whole	18-22 cm	7.25	8.07 +	Spain FCA	Falkland/ Malvinas Isl.
15-18		5.70	6.35 +			
12-16		5.70	6.35 -			
<i>Loligo vulgaris</i>	Fresh - whole	100-300 g/pc	10.20	11.36	Italy FCA	Morocco
		300-400	11.50	12.80		
		400-600	15.16	16.88		
		600-1000	13.50	15.03		
<i>Loligo duvaccelli</i>	Whole	2 small	5.20	5.79	Mauritania FOB for European market	Mauritania
		3 small	4.50	5.01		
		4 small	4.00	4.45		
		small	5.70	6.35		
		medium	6.00	6.68		
		large	6.10	6.79		
Whole cleaned,	< 5	3.78	4.20	Germany CFR	India	
	< 10	5.04	5.60			
	11-20	4.77	5.30			
	21-40	3.87	4.30			

Fish Species Trade Name	Product Form	Grading	Price per kg		Reference & Area	Origin			
			As stated	EUR USD					
CEPHALOPODS (cont.)									
						May 2017			
Squid/Encornet/Calamar <i>Loligo chinensis</i>		< 3	4.18	4.65	Germany CFR	China			
		3-6	3.42	3.80					
		6-10	2.97	3.30					
		10-15	2.61	2.90					
		15-20	2.25	2.50					
<i>Dosidicus gigas</i>	Raw fillet	2-4 kg/pc	0.89	0.99	Europe CFR	Chile			
			1.53	1.70		Peru			
	Raw tentacle	1-2, 2-3 kg/pc	0.89	0.99		Chile			
		< 1, 1-2	1.44	1.60		Peru			
		> 2	1.48	1.65					
	Raw wings whole without cartilage		0.54	0.60		Chile			
			1.12	1.25		Peru			
	Necks open with cartilage		0.58	0.65		Chile			
	Darum membraneless		1.44	1.60		Peru			
	Boiled wings - skin-on		5.40	6.00					
	Squid rings - thawed		2.07	2.30					
	Squid stripes - thawed		3.75	4.18		Italy CPT			
Tentacles		2.30	2.56						
Octopus/Poulpe/Pulpo <i>Octopus vulgaris</i>	Whole - FAS	T1	12.40	13.81 =	Morocco FOB, for Spanish market	Morocco			
		T2	11.40	12.69 =					
		T3	10.40	11.58 =					
		T4	9.40	10.47 =					
		T5	8.40	9.35 =					
	Sushi slice 100% net weight	7 g/pc	13.67	15.20	Europe CFR	Indonesia			
		9 g	13.67	15.20					
	boiled cut 100% net weight		8.50	9.45					
	Flower type 90% net weight	1-2 kg/pc	5.31	5.90					
		>2	5.98	6.65					
	Frozen in land, pots and glaciers, 1° and 2°	T3 T4 T5 T6 T7 T8		9.44	10.50	Mauritania FOB	Mauritania		
				8.55	9.50				
				8.01	8.90				
				6.41	7.13				
			6.12	6.80					
			5.62	6.25					
FAS			T3	9.27	10.30				
			T4	8.37	9.30				
	T5	7.83	8.70						
	T6	6.23	6.93						
	T7	5.95	6.61						
	T8	5.47	6.09						
<i>Eledone moschata</i>	Fresh		3.86	4.18 +	Italy CPT	Croazia			
			3.90	3.53 +					
			3.53	3.20 +					
			10.50	11.73 +					
		extra small	7.48	7.84 +	FCA	Francia			
		medium	4.32	4.51 +					
							CPT	Croazia	
	80-120 g/pc	5.15	5.68		Tunisia				
	50-80	5.35	5.90						
	< 50	5.50	6.07						
Cuttlefish/Seiche/ Sepia	Whole, cleaned, IQF 20% glaze	< 10 pc/kg	3.78	4.20	Germany CFR	India			
		11-20	3.78	4.20					
<i>Sepia spp.</i>	Fresh - whole	300-500 g/pc	4.20	4.68	Italy FCA	France/UK			
		500-1000	5.52	6.15 +					
	IQF, 10% glaze	100-200 g/pc	6.27	6.98	CPT FOB	Morocco			
		200-300	6.27	6.98					
		300-400	6.27	6.98					
		400-600	6.27	6.98					
		600-800	6.27	6.98					
Frozen, whole block frozen		5.17	5.75	Europe	India				
		7.28	8.09 *						

Fish Species Trade Name	Product Form	Grading	Price per kg		Reference & Area	Origin
			As stated	EUR USD		
CRUSTACEANS						
May 2017						
Whiteleg shrimp/ Crevette pattes blanches/Camarón patiblanco <i>Penaeus vannamei</i>	PD, chemical treatment 100% net weight treated with non-phosphate	31-40 pc/lb	9.89	11.00	Europe CFR	Indonesia
		41-50	9.18	10.20 -		
		51-60	8.73	9.70 -		
		61-70	8.10	9.00 -		
		71-90	7.92	8.80 -		
		91-120	7.65	8.50 -		
	Head-on, shell-on	20-30 pc/kg	7.78	8.65		Central America
		30-40	7.54	8.38		
		40-50	6.48	7.20		
		50-60	5.94	6.60		
		60-70	5.62	6.25		
		70-80	5.22	5.80		
		80-100	5.08	5.65		
		100-120	4.61	5.13		
	120-140	3.78	4.20			
Tails	21-25 pc/lb	10.91	12.13			
	26-30	9.12	10.14 -			
	31-35	8.23	9.15 -			
	36-40	7.93	8.82 -			
	41-50	7.63	8.49 -			
	51-60	7.30	8.11 -			
	61-70	6.15	6.83			
	71-90	5.65	6.28			
	91-110	4.56	5.07			
Head-on, Shell-on	30-40 pc/kg	7.87	8.75	South/Central America FOB for European main ports		
	40-50	6.39	7.10			
	50-60	5.71	6.35			
	60-70	5.49	6.10			
	70-80	5.26	5.85			
	80-100	5.13	5.70			
	> 100	4.41	4.90			
Green tiger prawn/ Crevette tigrée verte/ Langostino tigre verde <i>Penaeus semisulcatus</i>	Headless, shell-on, block 100% net weight, net count	41-50 pc/kg	6.84	7.60	Europe CFR	Belgium
		51-60	6.21	6.90		
		61-50	5.85	6.50		
		71-90	5.49	6.10		
		91-120	5.13	5.70		
		100-200	4.68	5.20		
		200-300	4.41	4.90		
300-500	4.05	4.50				
Metapenaeus shrimps/ Crevettes Metapenaeus Camarones Metapenaeus <i>Metapenaeus spp</i>	Untreated, net weight, net count	100-200 pc/kg	6.03	6.70		India
		200-300	5.17	5.75		
		300-500	4.45	4.95		
Argentine red shrimp/ Salicoque rouge/ d'Argentine/Camarón langostín argentino <i>Pleoticus muelleri</i>	Head-on, shell-on	10-20 pc/kg	7.60	8.46 +	Spain EXW	Argentina
		20-30	7.55	8.41 +		
		30-40	7.50	8.35 -		
		40-60	7.45	8.29 +		
Black tiger/Crevette tigrée/Camarón tigre <i>Penaeus monodon</i>	Headless 20% glaze, IQF	8-12 pc/lb	14.89	16.55	Europe/ Russian Fed.	Bangladesh
		13-15	13.04	14.50		
		16-20	10.21	11.35		
		21-25	6.21	6.90		
		26-30	5.67	6.30		
	Headless, shell-on, block frozen	13-15 pc/kg	10.97	12.20	Europe CFR	Belgium
		16-20	10.97	8.40		
		21-30	7.56	7.10		
		26-30	6.39	7.50		
		31-40	6.75	7.10		
	HOSO, net weight, net count block frozen	10-20 pc/kg	14.39	16.00		India
20-30	9.89	11.00				

Fish Species Trade Name	Product Form	Grading	Price per kg			Reference & Area	Origin
			As stated	EUR	USD		
CRUSTACEANS (cont.)							
May 2017							
Deep-water rose shrimp/ Crevette rose du large/ Gamba de altura/ <i>Parapenaeus longirostris</i>	Fresh - Peeled tail	Mixed	10.50	11.74 =		Italy CPT	Italy
Common shrimp/ Crevette grise/Quisquilla <i>Crangon crangon</i>	Fresh, shell-on		44.70	49.77		Spain CIF	Netherlands
	Head-on, shell-on		11.70	13.03			
Norway lobster/ Langoustine/Cigala <i>Nephrops norvegicus</i>	Fresh - Whole 4X1.5 kg	3-5 pc/kg	na			DDP	
		4-7	19.50	30.27			
		6-9	21.31	26.06			
		8-12	19.35	20.59			
		11-15	14.50	22.66			
		16-20	15.80	17.59			
		20-30	12.85	14.31			
		31-40	10.50	11.69			
		41-50	8.52	9.49			
	Tails	40-60	13.35	14.86			
	Whole	00 pc/kg	14.45	16.09 =	Spain CIF	Scotland	
		0	13.05	14.53 =			
		1	11.45	12.75 =			
2		10.05	11.19 =				
3		8.55	9.52 =				
4		7.15	7.96 =				
Fresh - whole	5-9 pc/kg	21.00	23.38		Netherlands		
	11-15	18.90	21.04				
	16-20	15.45	17.20				
	20-30	13.00	14.47				
	31-40	10.70	11.91				
Fresh - whole, head	8-10 pc/kg	16.70	18.59	Italy CPT	Denmark/ UK		
	11-15	13.34	14.85 +				
	16-20	11.45	12.75 +	FCA			
	21-30	8.28	9.22 +				
	41-50	5.52	6.15 +				
European lobster/ Homard européen/ Bogavante <i>Homarus gammarus</i>	Live - bulk	400-600 g/pc 600-800	22.00	24.49 -	France delivered to French vivier	Ireland	
	Fresh - whole	Large	27.50	30.62			
		small	29.49	32.83	Italy CPT	UK	
	American lobster/ Homard américain/ Bogavante americano <i>Homarus americanus</i>	Live hard shell		18.83	20.96 +		Canada
Live hard shell			18.78	20.91 +	USA		
Live soft shell			18.85	20.99 +	Canada FOB for European mkt	Canada	
Popsicle		< 450 g/pc (canner size)	CAN 25.00	19.10			17.18
		> 450 (market size)	CAN 26.00	19.10			17.18
Whole cooked netted lobster	canners market	CAN 24.00	17.63	15.86			
		CAN 25.00	18.37	16.52			
Edible crab/Tourteau/ Buey de mar <i>Cancer pagurus</i>	Live	T2 13-16 cm	3.62	4.03 +	France Auction	France	
Spinous spider crab/ Araignée européenne/ Centolla europea/ <i>Maja squinado</i>	Fresh - female		5.30	5.90	Italy CPT	UK	
	male		4.50	5.01			
	female		3.71	4.13 +		France	
		male	3.73	4.15 +			
	Fresh-female	small	3.03	3.37 -			
	male	small	2.20	2.45 -			

Fish Species Trade Name	Product Form	Grading	Price per kg		Reference & Area	Origin	
			As stated	EUR USD			
BIVALVES						May 2017	
Oyster/Huître/Ostra <i>Crassostrea gigas</i>	Live	No. 3	4.40	4.90 =	France prod. Price/ average export price	Ireland/France	
		60-100 g/pc	16.88	18.79	Spain CIF	Netherlands	
		95-110 g/pc	16.25	18.09		Italy	
		>130	14.62	16.28		Netherlands	
Ostrea edulis	Live						
Mussel/Moule/Mejillón <i>Mytilus edulis</i> <i>Mytilus galloprovincialis</i>	Live - Bottom mussel		2.10	2.34 =	France wholesale	France	
			1.80	2.00 =		Netherlands	
	Live - Rope	60-80 pc/kg	2.00	2.23 =		Spain	
		Fresh	20-25 pc/kg 25-30 30-40 40-70	no quotation		Spanish market EXW	
	Fresh - whole	shell on		1.25	1.39 =	Italy CFA	Italy
				1.25	1.39 +		
				1.25	1.39 =	Italy FCA	Spain
				1.25	1.39 =		
				1.35	1.50 =		
		2.15	2.39 =	FCA			
		2.15	2.39 =	CPT			
	IQF - shell-off, 7% glaze	200-300 pc/kg	3.80	4.23 +	CIF	Chile	
	Cooked mussel meat IQF	100-200 pc/kg	3.01	3.35	France CIF		
		200-300	2.70	3.00			
		300-500	2.43	2.70			
Cooked mussel whole shell, IQF	80-100 pc/kg	1.98	2.20				
IQF mussel meat whole, vacuum packed with Sauce Vacuum Packed without Sauces IQF Half Shell Mussels			2.71	3.01	Europe CFR		
			2.82	3.14			
			2.09	2.32			
			3.59	3.99			
Razor shell/Couteau/ Navajas - <i>Solenidae</i>	Fresh	S	7.80	8.68	Spain CIF	Ireland	
		M	8.90	9.91			
		L	10.25	11.41			
	Live	10-12 cm/pc	3.80	4.23		Netherlands	
SALMON						May 2017	
Atlantic salmon/ Saumon de l'Atlantique/ Salmón del Atlántico <i>Salmo salar</i>	Fresh - gutted, head-on Superior quality	2-3 kg/pc	5.50	6.12	France CIF	Scotland	
		3-4	7.40	8.24			
		4-5	7.30	8.13			
		5-6	7.30	8.13			
		> 6	7.40	8.24			
	Fresh - gutted, head-on Superior quality	2-3 kg/pc	4.80	5.34		Norway	
		3-4	6.30	7.01			
		4-5	6.54	7.28			
		5-6	6.54	7.28			
		> 6	6.50	7.24			
	Fresh - gutted, head-on	1-2 kg/pc	NOK 52.98	5.65	6.30 -	Norway FOB	
		2-3	NOK 61.77	6.59	7.35 +		
		3-4	NOK 66.92	7.14	7.96 +		
		4-5	NOK 66.64	7.11	7.93 +		
		5-6	NOK 66.74	7.12	7.94 +		
6-7		NOK 66.95	7.14	7.97 +			
7-8		NOK 67.00	7.15	7.97 +			
8-9		NOK 67.50	7.20	8.03 +			
> 9		NOK 68.27	7.29	8.12 +			

Fish Species Trade Name	Product Form	Grading	Price per kg			Reference & Area	Origin
			As stated	EUR	USD		
SALMON (cont.)							May 2017
Atlantic salmon/ Saumon de l'Atlantique/ Salmón del Atlántico <i>Salmo salar</i>	Fresh	3-4 kg/pc		6.90	7.68	Spain CFR	Norway
	gutté, head-on	4-5 kg/pc		7.85	8.74	Tunisia CFR	
		5-6		7.85	8.74		
	Fresh - salmon cubes 8x8x8			9.73	10.83	Europe CFR	
	IQF - salmon slices			9.73	10.83		
	Fresh - Whole - Superior	2-3 kg/pc		3.52	3.92	Italy FCA	
		3-4		4.44	4.94		
		4-5		4.62	5.14		
		5-6		4.69	5.22		
		6-7		4.77	5.31		
		7-8		5.05	5.62		
		8-9		na			
		9-10		na			
		3-4		5.32	5.92		CIF
		4-5		5.45	6.07		
		5-6		5.35	5.96		
	IQF portion	100-150 g/pc		9.80	10.91		Denmark
Head-on, gutté, grade 1	6-7 kg/pc		5.08	5.66	Denmark DDP	Chile	
Fillet, interleaved	1-2 lb/pc		4.87	5.42			
	2-4		4.17	4.64			
Fillet, VAC	1-2 lb/pc		6.10	6.79			
	3-4		6.15	6.85			
Fillet, IQF	2-3 lb/pc		6.15	6.85			
	4-5		6.88	7.66			
Bits and pieces			6.84	7.60	Europe CIF		
scapped meat			4.95	5.50			
TROUT							May 2017
Trout/Truite/Trucha <i>Salmo trutta</i>	Whole, gutté, fresh on ice	0.25-0.4 kg/pc	HUF 1405	4.54	5.07	Hungary ex-farm	Hungary
	Fillet - farmed	200-400 g/pc		8.60	9.57	Italy ex-farm	Italy
	Live - farmed	500-700 g/pc		3.50	3.90		
Rainbow trout/ Truite arc-en-ciel/ Trucha arco iris <i>Oncorhynchus mykiss</i>	Live - farmed	250-400 g/pc		3.30	3.67		
	Gutté	250-400 g/pc		4.30	4.79		
FRESHWATER FISH							May 2017
Carp/Carpe/Carpa <i>Cyprinus spp.</i>	Live	1.2-5 kg/pc	HUF 701	2.27	2.53	Hungary ex farm	Hungary
	Fresh, whole, gutté, head-off	0.7-4.5 kg/pc	HUF 1121	3.62	4.04		
	Fresh on ice - slices		HUF 1350	4.36	4.87		
	Fresh on ice - fillets		HUF 1820	5.88	6.56		
Crucian Carp/Carassin Carpín <i>Carassius carassius</i>	Live	0.45-0.9 kg/pc	HUF 392	1.27	1.41		
Grass Carp/ Carpe chinoise/Carpa China <i>Ctenopharyngodon idellus</i>	Live	0.8-3 kg/pc	HUF 701	2.27	2.53		
	Fresh, whole, gutté, head-off		HUF 1093	3.53	3.94		
Bighead carp/Carpe à grosse tête/Carpa capezona <i>Aristichthys nobilis</i>	Fresh gutté, head-off	0.7-5.0 kg/pc	HUF 694	2.24	2.50		
	Fresh on ice - slices		HUF 1246	4.03	4.49		
	Fresh on ice - fillets		HUF 1362	4.40	4.91		
	Live	1-5.5 kg/pc	HUF 420	1.36	1.51		

Fish Species Trade Name	Product Form	Grading	Price per kg			Reference & Area	Origin
			As stated	EUR	USD		
FRESHWATER FISH (cont.)							May 2017
Nile perch/Perche du Nil/Perca del Nilo <i>Lates niloticus</i>	Fillet - skinless	300-500 g/pc		4.95	5.50	EU CFR	Uganda
	Interleaved, 100% net weight	500-1000		5.80	6.45 +		
	Fresh whole yellow	200-400 g/pc		4.11	4.58	Italy FCA	Tanzania
			red	4.12	4.59		
			green	4.04	4.50		
	Fresh fillet	200-400 g/pc		5.33	5.93	Spain CFR	China
400-700				3.83	4.26		
Nile Tilapia/Tilapia du Nil/Tilapia del Nilo <i>Oreochromis niloticus</i>	Fillet - skinless, IQF, PBO non-treated, 10% glaze	5-7 oz/pc		3.85	4.00 =		
North African catfish/Poisson chat nord-africaine/pez gato <i>Clarias gariepinus</i>	Fresh - fillets skinless		HUF 1886	6.10	6.80	Hungary ex farm	Hungary
	Fresh - fillets skin-on		HUF 1675	5.41	6.04		
	Fresh , whole, gutted, head-off		HUF 1191	3.85	4.30		
European catfish/Silure glane/Siluro <i>Silurus glanis</i>	Live	0.8- 4 kg/pc	HUF 1682	5.44	6.07	Italy CIF CPT	Vietnam
	Fresh on ice - slices		HUF 2408	7.78	8.68		
	Fresh on ice - fillets		HUF 1606	5.19	5.79		
<i>Pangasius</i> spp.	Fillet refreshed			3.16	3.52	Spain CFR	
	Fillet, IQF, white - 20% glaze	120-170 g/pc		1.91	2.13		
	Fillet, IQF, white - 20% glaze	170-220		1.91	2.13		
	Fillet, IQF, white - 5% glaze			3.09	3.44		
	Fillet, IQF, white - 20% glaze	120-170-220		1.90	2.11 +		
	Fillet, 100% net weight, IQF	g/pc		2.25	2.50		
	Fillet, 100% net weight, interlvd			2.20	2.45		
NON-TRADITIONAL SPECIES							May 2017
Sturgeon/Esturgeon/Esturione <i>Acipenseridae</i>	Frozen - Whole	1.5-2 kg/pc		5.00	5.57	France CIF	France
	Gutted	5-7 kg/pc		6.50	7.24		
	Fillets	200-300 g/pc		11.50	12.80		
		800-1000		11.50	12.80		
<i>A.baeri</i>	Caviar (Aquitaine) metal boxes			0.95	1.06		
Ribbonfish <i>Trichiurus lepturus</i>		300-1500 g/pc		2.50	2.78	Europe CFR	Senegal
Seabass/Bar, Loup/Lubina <i>Dicentrarchus labrax</i>	Fresh - whole farmed	200-300 g/pc		3.80	4.23 =	Greece FOB	Greece
		300-450		4.60	5.12 =		
		450-600		5.00	5.57 =		
		600-800		5.80	6.46 =		
		800-1000		7.50	8.35 =		
		> 1000		8.50	9.46 =		
		200-300 g/pc		4.00	4.45 =	Italy CIF	
		300-450		4.80	5.34 =		
		450-600		5.20	5.79 =		
		600-800		6.00	6.68 =		
	800-1000		7.70	8.57 =			
	> 1000		8.70	9.69 =			

Fish Species Trade Name	Product Form	Grading	Price per kg		Reference & Area	Origin
			As stated	EUR USD		
SEABASS/SEABREAM/MEAGRE (cont.)						May 2017
Seabass/Bar, Loup/Lubina <i>Dicentrarchus labrax</i>	Fresh - whole farmed	200-300 g/pc	4.05	4.51 =	France CIF	Greece
		300-450	4.85	5.40 =		
		450-600	5.25	5.85 =		
		600-800	6.05	6.74 =		
		800-1000	7.75	8.63 =		
		> 1000	8.75	9.74 =		
		200-300 g/pc	4.04	4.50 =	Spain CIF	
		300-450	4.84	5.39 =		
		450-600	5.24	5.83 =		
		600-800	6.04	6.72 =		
		800-1000	7.74	8.62 =		
		> 1000	8.74	9.73 =		
		200-300 g/pc	4.07	4.53 =	Germany CIF	
		300-450	4.87	5.42 =		
		450-600	5.27	5.87 =		
		600-800	6.07	6.76 =		
		800-1000	7.77	8.65 =		
		> 1000	8.77	9.76 =		
		200-300 g/pc	4.05	4.51 =	Portugal CIF	
		300-450	4.85	5.40 =		
	450-600	5.25	5.85 =			
	600-800	6.05	6.74 =			
	800-1000	7.75	8.63 =			
> 1000	8.75	9.74 =				
200-300 g/pc	4.23	4.71 =	UK CIF			
300-450	5.03	5.60 =				
450-600	5.43	6.05 =				
600-800	6.23	6.94 =				
800-1000	7.93	8.83 =				
> 1000	8.93	9.94 =				
200-300 g/pc	4.48	4.99 +	Italy CIF			
300-450	5.11	5.69 +				
450-600	5.29	5.89 +				
600-800	6.28	6.99 +				
800-1000	8.00	8.91 +				
1000-1500	9.08	10.11 -				
> 1500	10.73	11.95 -				
> 2000	15.50	17.26 +				
200-300 g/pc	4.50	5.01 +	Spain CIF	Canary Island (Spain)		
300-400	4.80	5.34 +				
400-600	5.10	5.68 -				
600-800	6.10	6.79 +				
800-1000	8.25	9.19 +				
1000-2000 g/pc	10.80	12.02	France			
2000-3000	11.80	13.14				
3000-4000	14.30	15.92				
Fresh - whole - wild Atlantic	1000-2000 g/pc	na	Italy FCA	Morocco		
	> 2000	na				
	> 3000	na				

Fish Species Trade Name	Product Form	Grading	Price per kg		Reference & Area	Origin	
			As stated	EUR USD			
SEABASS/SEABREAM/MEAGRE (cont.)						May 2017	
Seabass/Bar, Loup/Lubina <i>Dicentrarchus labrax</i>	Fresh - whole - wild Mediterranean	400-600 g/pc	na		Italy CPT	Egypt	
		600-800	11.61	12.93 -			
		800-1000	11.72	13.05 -			
		1000-2000	11.84	13.18 -			
		> 2000	9.75	10.86 -			
		> 3000	19.00	21.15 +			
	Farmed - Orbetello	Large	10.70	11.91 =	FCA	Italy	
		Medium	9.70	10.80 =			
		Small	7.60	8.46			
Gilthead seabream/ Dorade royale/Dorada <i>Sparus aurata</i>	Fresh - whole farmed	200-300 g/pc	4.00	4.45 =	Greece FOB	Greece	
		300-450	4.30	4.79 =			
		450-600	4.30	4.79 =			
		600-800	5.20	5.79 =			
		800-1000	6.80	7.57 =			
		> 1000	9.00	10.02 =			
		200-300 g/pc	4.20	4.68 =			Italy CIF
		300-450	4.50	5.01 =			
		450-600	4.50	5.01 =			
		600-800	5.40	6.01 =			
		800-1000	7.00	7.79 =			
		> 1000	9.20	10.24 =			
	200-300 g/pc	4.25	4.73 =	France CIF			
	300-450	4.55	5.07 =				
	450-600	4.55	5.07 =				
	600-800	5.45	6.07 =				
	800-1000	7.05	7.85 =				
	> 1000	9.25	10.30 =				
	200-300 g/pc	4.24	4.72 =	Spain CIF			
	300-450	4.54	5.05 =				
	450-600	4.54	5.05 =				
	600-800	5.44	6.06 =				
	800-1000	7.04	7.84 =				
	> 1000	9.24	10.29 =				
200-300 g/pc	4.27	4.75 =	Germany CIF				
300-450	4.57	5.09 =					
450-600	4.57	5.09 =					
600-800	5.47	6.09 =					
800-1000	7.07	7.87 =					
> 1000	9.27	10.32 =					
200-300 g/pc	4.25	4.73 =	Portugal CIF				
300-450	4.55	5.07 =					
450-600	4.55	5.07 =					
600-800	5.45	6.07 =					
800-1000	7.05	7.85 =					
> 1000	9.25	10.30 =					

Fish Species Trade Name	Product Form	Grading	Price per kg		Reference & Area	Origin	
			As stated	EUR USD			
SEABASS/SEABREAM/MEAGRE (cont.)						May 2017	
Gilthead seabream/ Dorade royale/Dorada <i>Sparus aurata</i>	Fresh - whole farmed	200-300 g/pc	4.43	4.93 =	UK CIF	Greece	
		300-450	4.73	5.27 =			
		450-600	4.73	5.27 =			
		600-800	5.63	6.27 =			
		800-1000	7.23	8.05 =			
	> 1000	9.43	10.50 =				
	farmed	600-800 g/pc	14.86	16.54 +	Italy FCA	Morocco	
		800-1000	15.24	16.97 +			
		1000-2000	17.04	18.97 +			
		> 2000	14.86	16.54 -			
	wild	200-300 g/pc	3.95	4.40	CIF	Greece	
		300-400	4.84	5.39			
		300-600	4.15	4.62			
farmed Orbetello	400-600 g/pc	11.00	12.25	CPT	Egypt		
	600-800	11.14	12.40 -				
	800-1000	10.67	11.88 -				
	1000-2000	12.00	13.36				
farmed Orbetello	Large	10.70	11.91 =	FCA	Italy		
	Medium	9.70	10.80 +				
	Small	7.60	8.46 +				
Meagre/Maigre commun/Corvina <i>Argyrosomus regius</i>	Fresh - Whole farmed	500-1000 g/pc	5.00	5.57	CIF	Greece	
		1000-2000	4.85	5.40 +			
		> 2000	5.25	5.85 +			
		> 3000	6.03	6.71 -			
	wild	> 2000 g/pc	6.15	6.85 -		CPT	Egypt
		600-800 g/pc	12.00	13.36			
		800-1000	8.31	9.25 -			
		1000-2000	8.34	9.29 -			
		2000-4000	8.50	9.46 -			

PRICE REFERENCE (INCOTERMS 2010)

CFR	Cost and Freight
CIF	Cost, Insurance and Freight
CIP	Carriage and Insurance Paid To
CPT	Carriage Paid To
DAT	Delivered at Terminal
DAP	Delivered at Place
DDP	Delivered Duty Paid
EXW	Ex Works
FCA	Free Carrier
FAS	Free Alongside Ship
FOB	Free on Board

(DAF, DES, DEQ and DDU have been cancelled)

PRODUCT FORM

C&P	Cooked and Peeled
FAS	Frozen at Sea
H&G	Headed and Gutted
HOG	Head on Gutted (salmon)
IQF	Individually Quick Frozen
IWP	Individually Wrapped Pack
PBI	Pinbone In
PBO	Pinbone Off
PD	Peeled and Deveined
PTO	Peeled Tail On
PUD	Peeled, Undeveined

SYMBOLS

- + Price increased in original currency since last report
- Price decreased in original currency since last report
- = Updated but unchanged price
- * New insertion
- Not updated since last issue

CURRENCY RATES

		US\$	EUR
Canada	CAD	1.36	1.51
Hungary	HUF	277.27	309.42
Norway	NOK	8.40	9.37
USA	USD		1.11
EU	EUR	0.90	
Denmark	DKK	6.68	7.44

Exchange Rates: 17.05.2017

The European Fish Price Report is a monthly GLOBEFISH publication.
This issue was prepared by Helga Josupeit, Weiwei Wang and Felix Dent.

FAO GLOBEFISH

(Network coordinator)
Viale delle Terme di Caracalla
00153 Rome - Italy
Tel: (39) 06 57055188
Fax: (39) 06 57053020
E-mail: globefish@fao.org
Web site:
www.fao.org/in-action/globefish

INFOPECHE (Africa)

Tour C, 19^{ème} étage, Cité
Administrative
Abidjan 01 - Côte d'Ivoire
Tel: (225) 20228980
Fax: (225) 20218054
E-mail: infopeche@aviso.ci
Web site: www.infopeche.ci

INFOPESCA

(Latin America)
Julio Herrera y Obes 1296
11200 Montevideo - Uruguay
Tel: (598) 2 9028701
Fax: (598) 2 9030501
E-mail: infopesca@infopesca.org
Web site: www.infopesca.org

INFOYU (China)

Room 514, Nongfeng Building
No. 96 East Third Ring Road
Chaoyang District
Beijing 100122 – P.R. China
Tel: (86-10) 59199614
Fax: (86-10) 59199614
E-mail: infoyu@agri.gov.cn
Web site: www.infoyu.net

EUROFISH

(Central and Eastern Europe)
H.C. Andersens Blvd 44-46
1553 Copenhagen - Denmark
Tel: (45) 33377755
Fax: (45) 33377756
E-mail: info@eurofish.dk
Web site: www.eurofish.dk

INFOSAMAK

(Arab Region)
71 blvd Rahal El Meskini
Casablanca 20 000 - Morocco
Tel: (212) 522540856
Fax: (212) 522540855
E-mail:
infosamak@infosamak.org
Web site : www.infosamak.org

INFOFISH (Asia/Pacific)

1st Floor, Wisma LKIM
Jalan Desaria - Pulau Meranti
47120 Puchong, Selangor DE
Malaysia
Tel: (603) 80649295/80649169
Fax: (603) 80603697
E-mail: info@infofish.org
Web site: www.infofish.org

INFOSA - sub-office

INFOPECHE (Southern Africa)
89, John Meinert Street- West
Windhoek -Namibia
Tel: (264) 61279430
Fax: (264) 61279434
E-mail:infosa@infosa.org.na
Web site: www.infosa.org.na

**GLOBEFISH Market Reports are available from the GLOBEFISH web site:
www.fao.org/in-action/globefish**



**Food and Agriculture
Organization of the
United Nations**

Food and Agriculture Organization of the United Nations
Fisheries and Aquaculture Policy and Economics Division
Products, Trade and Marketing Branch
Viale delle Terme di Caracalla
00153 Rome, Italy
Tel +39 06 5705 2884
Fax +39 06 5705 3020
www.fao.org/in-action/globefish