



Food and Agriculture
Organization of the
United Nations

EUROPEAN PRICE REPORT



Issue 8/2018 August 2018

Latest trends

Demand is slow in Europe at present, in line with the typical annual trend. All purchases for the tourist season have already been made and many traders are now on holidays themselves. This seasonal market slowdown has been compounded this year by unusually weak Southeast Asian demand resulting from the looming trade war between the United States of America and China, and the associated imposition of seafood tariffs. Prices are either stable or trending downwards, with the exception of those for tuna, which have just started to recover from very low levels after two months of declines.

GROUND FISH

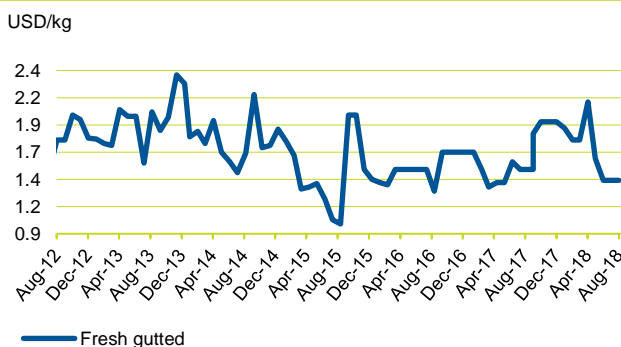
In Poland, a lack of cod due to a catch ban is translating into somewhat higher prices there. In Moscow, meanwhile, good demand and stable prices are reported for Alaska pollock.

Index for prices

Groundfish	7
Flatfish	8
Tuna	10
Small Pelagics	11
Cephalopods	11
Crustaceans	15
Bivalves	18
Salmon	17
Trout	18
Freshwater fish	21
Non Traditional Species	22
Seabass-Seabream-Meagre	23

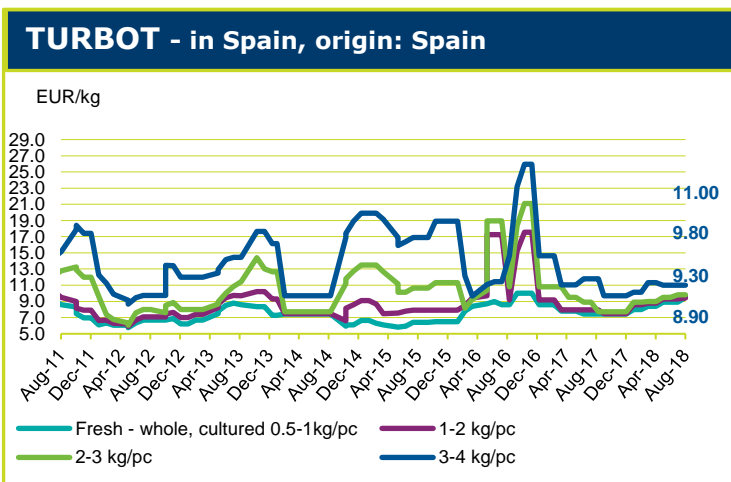
The **European Fish Price Report**, based on information supplied by industry correspondents, aims to provide guidance on broad price trends. Price information is indicative and should be used only for forecasting medium- and long-term trends. FAO is not responsible for any errors or omissions.

COD - in Poland (FOB, origin: Baltic Sea)



— Fresh gutted

Global demand is still strong for wet-salted cod fillets from frozen raw material (*Gadus macrocephalus*). During the period of highest consumption (from September to December), prices can be expected to rise once again. For wet-salted cod fillets (*Gadus morhua*) from fresh raw material of Faroese and Icelandic origin, producers and distributors are stocked to capacity in anticipation of the peak consumption months beginning in September. Consumption of cured cod has been low in Italy over the summer but demand can be expected to pick up as winter approaches.



Cultured turbot sales are good in Spain and Italy at present, driven by restaurant demand during the tourist season. Prices are moving up slowly but steadily.

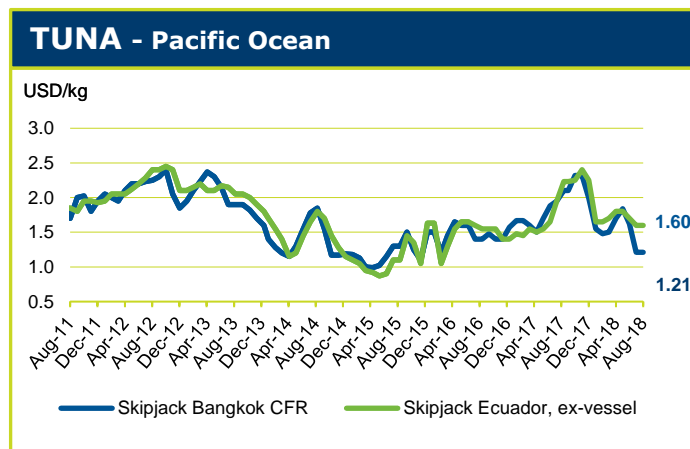
TUNA - BILLFISHES

Raw material prices for the tuna canning industry are low currently, but there are indications that they will soon start to move up again. Consumer demand for canned products is stable, which is quite unusual for this time of the year, when demand is generally slow.

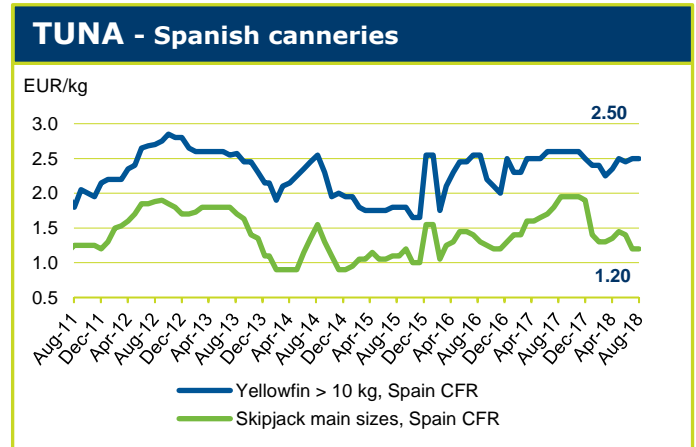
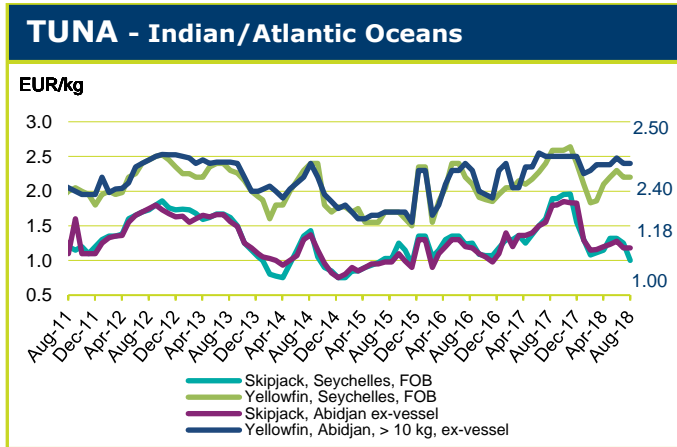
The Fish Aggregating Device (FAD) closure continues to be in effect in the Western and Central Pacific and catch rates have slowed to moderate-to-poor. The tight cold storage situation and port congestion in Thailand has eased as some carriers are now being diverted to other destinations. Skipjack prices have dropped but are expected to recover soon.

There is no change in the situation in the Indian Ocean. Catches have been moderate and raw material inventories at local canneries remain healthy. Both skipjack and yellowfin prices have decreased in line with the price trend in Bangkok.

The first 2-month IATTC 'veda' has been in force since 29 July, with 41 percent of the Eastern Pacific fleet tied up. Fishing remains stable for those vessels which opted for the second 'veda' period. While carriers continue to arrive from both the Indian Ocean and the Western and Central Pacific, raw material inventories at local canneries have fallen to the moderate-to-low level as a result of the 'veda'. Skipjack and yellowfin prices remain stable, well above Bangkok price levels.



Catches and raw material inventories at local canneries in the Atlantic Ocean have improved to moderate. This has seen skipjack and yellowfin prices decline slightly. Skipjack prices have also fallen on the European market, although stronger demand has seen yellowfin prices rise. The market price for cooked, double cleaned yellowfin loins has also increased.



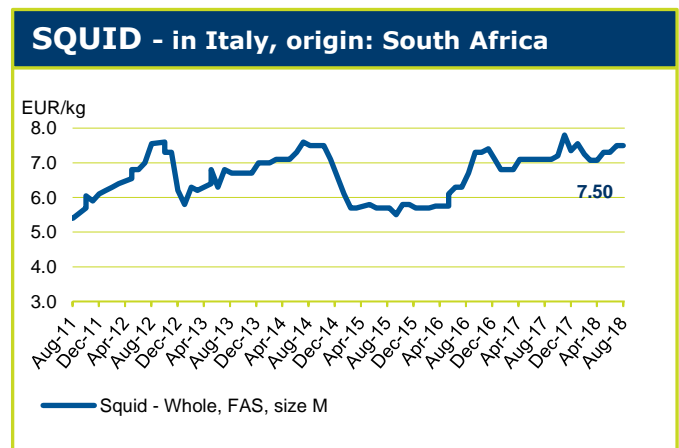
SMALL PELAGICS

Stable prices are reported for Pacific herring in Moscow, but demand is weakening for the same species in Vladivostok. In Poland, herring catches have been moderate, but prices have remained flat on the back of slow demand. Sprat is in relatively scarce supply at present, and prices have been stable.

CEPHALOPODS

Octopus supply is low worldwide and prices are exceptionally high. In Indonesia, octopus raw material supply has been greatly reduced due to poor weather conditions but the situation is expected to improve in October.

Squid catches in South Africa remain moderate and prices remain soft, particularly for small "S" size squid. The South African currency has been weak in recent weeks, and some traders have been hesitant to sell squid in the present situation as a result.

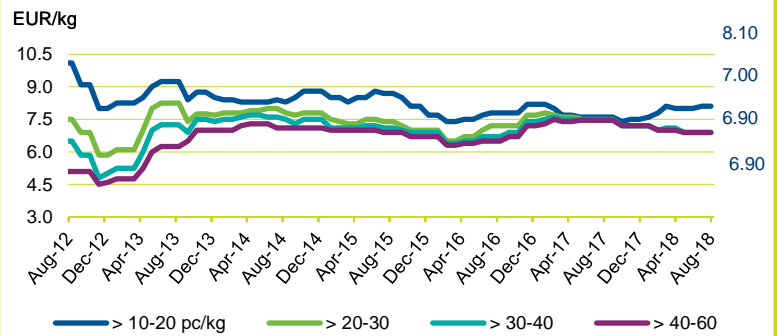


CRUSTACEANS

Shrimp prices are now recovering after the extremely low prices levels seen in the second quarter of the year. This decline, primarily due to oversupply from India, provided a needed boost to consumer demand. In Indonesia, shrimp farmers have reacted to the situation by reducing fry stocking, while the weak rupiah continues to benefit Indonesian exporters' sales abroad.

On the Spanish market, Argentina red shrimp is in short supply, especially the larger specimens. Demand from the retail and restaurant sector is very good for this type of shrimp. Prices for larger shrimp (10-20) are moving up, while smaller shrimp from Argentina sells at about the same level as last month.

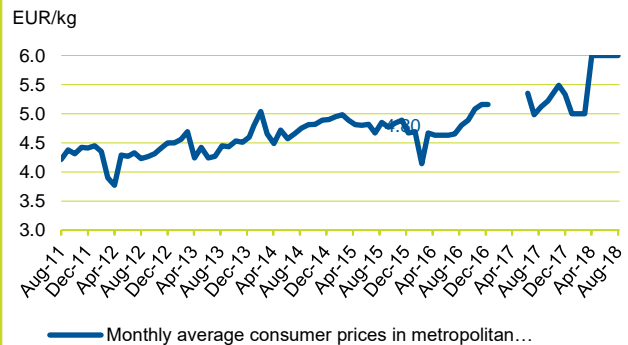
ARGENTINA RED SHRIMP - origin: Argentina



BIVALVES

Summer is not the main sales season for oysters, but clams and mussels are in good demand, especially in the Southern part of the continent. However, prices have declined somewhat from the high levels reached in June. In France, bouchot mussel are being marketed as the more expensive alternative to imported mussels from Spain and the Netherlands, often selling for more than twice the price of their imported competitors. Currently, in fact, bouchot mussels are selling for EUR 6.00 per kg while Spanish mussels are being quoted at EUR 2.80.

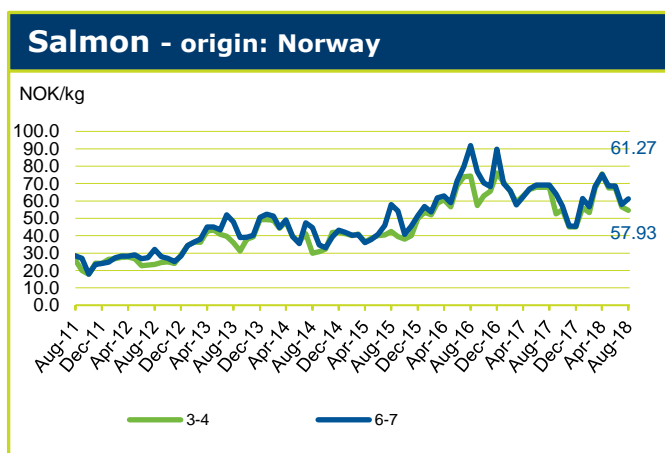
MUSSEL BOUCHOT - in France



SALMON

Higher than anticipated production of farmed Atlantic salmon in Europe this year, driven primarily by new licenses and improved biological performance in Norway, has been keeping prices down year-on-year in the last few weeks. After spiking in late April, prices have now remained below 2017 levels since mid-May. The most recent average Norwegian export price for fresh whole Atlantics as reported by Fish Pool stood at NOK 50.80 per kg in week 33, 7.35 percent below the same week in 2017 and 14.38 percent below the same week in 2016.

Export volumes are reflecting the more plentiful supply of fish, with the Norwegian Seafood Council reporting a 20 percent increase in Norwegian salmon export volumes in July 2018 compared with July 2017, for a total of 88 000 tonnes. Total export value for the same month reached NOK 5.3 billion, a 7 percent increase. Despite strong demand in the US and a resurgence in exports to China, it is the EU market that continues to account for the major proportion of salmon export revenue growth for the Norwegian industry. Poland, France, the UK, the Netherlands and Italy have all increased their share of Norwegian salmon exports in NOK value terms in the first 7 months of 2018. In the United Kingdom, farmed Atlantic production is significantly down so far this year due to disease and slow growth rates, but Scottish producers are nevertheless forced to accept lower prevailing prices. Industry sources put week 33 prices at around GBP 5.50 to 5.70 per kg for fresh whole Atlantics out of the UK, around 7-10 percent below the same week in 2017.



The most recent statistics put Norwegian salmon biomasses 6 percent higher year-on-year in June and forecasts for global farmed Atlantic salmon production, which averaged around 4-5 percent earlier in 2018, have now been revised upwards slightly to around 5-6 percent. However, the bulk of the anticipated increase in harvests has already been realized over the course of Q2 and early Q3, meaning that significant further drops in prices are unlikely – barring some major demand shock – as a strong euro and firm demand in the Eurozone continue to benefit salmon exporters. Forward prices reported by Fish Pool reflect the market’s expectation for a steady upward price trend over the remainder of the year, peaking in December at NOK 67 per kg. For August and September, average forward prices currently stand at NOK 52 per kg and NOK 54 per kg respectively.

TROUT

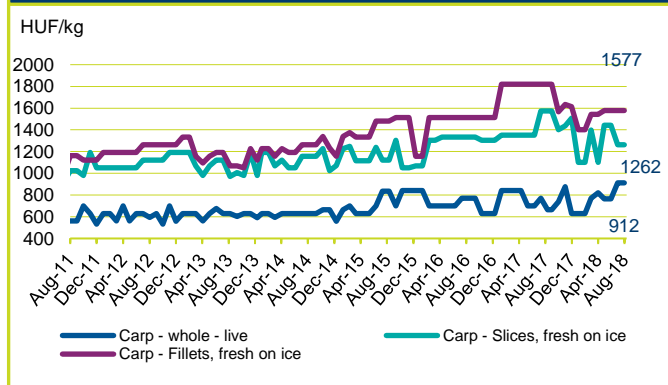
The supply of farmed Norwegian trout has increased substantially year-on-year in 2018, although 2017 represents an exceptionally low baseline for comparison. Trout biomasses in June were 17 percent above the same month in 2017, and export statistics reflect the shift in supply. In July, export volume as reported by the NSC was 65 percent higher than in July 2017, at 1 300 tonnes worth NOK 47 million (+28 percent). Belarus and the USA are the fastest growing major markets for Norwegian exporters so far this year. The lower prices resulting

from increased supply have continued into August, and reported prices for week 32 were NOK 52.49 per kg for fresh whole, compared with NOK 66.96 in the same week in 2017.

FRESHWATER FISH

The market for carp in Hungary has been inactive over the hot mid-summer months. Prices have increased due to elevated costs for chilling at processing facilities and for live fish transportation.

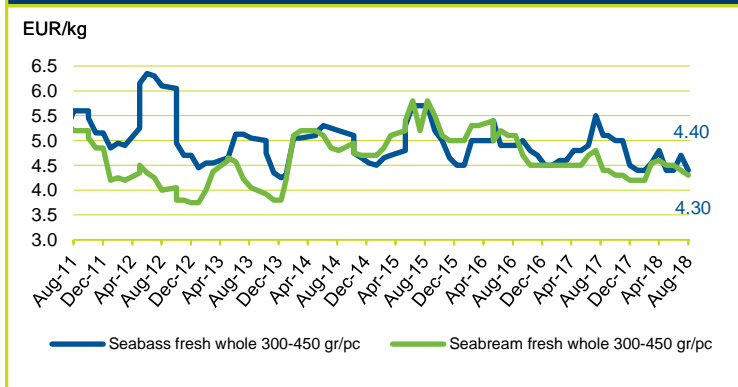
CARP - in Europe, origin: Hungary



SEABASS SEABREAM

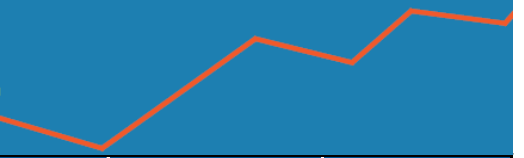
Further production hikes by major bass and bream suppliers are smothering any demand-driven upward price effects in core EU markets in 2018, and prices remain well down year-on-year as a result. The top two producers, Greece and Turkey, are the main contributors to production growth, as output from the third largest producer Spain has remained relatively stable. The price drop has been particularly pronounced in the case of bass, with Italian market prices for 300-450 g Greek fish down to EUR 4.40 per kg in August compared with EUR 5.10 per kg in August 2017. For bream, supply volumes have been relatively more stable, partially due to biological problems at Turkish farms earlier in the year. As a result, the equivalent price drop for bream was only EUR 0.10 per kg over the same period. Ongoing economic developments in Turkey represent potential risks for the domestic Turkish market and for the industry there as a whole but for the time being the further depreciation of the Turkish lira versus the euro means that price declines in euro terms are in fact significant price gains, for both bass and bream, from the perspective of Turkish exporters. As a result, the additional supply expansion expected to result from the production of almost 1.4 million juveniles in 2017 will hurt EU producer prices more than those received by their Turkish counterparts.

SEABASS/SEABREAM - in Italy origin: Greece





Fish Species Trade Name	Product Form	Grading	Price per kg			Reference & Area	Origin
			As stated	EUR	USD		
GROUND FISH							August 2018
Cod/Cabillaud, Morue/ Bacalao <i>Gadus morhua</i>	Fresh gutted		1.20	1.39	=	Poland FOB	Baltic Sea
	IQF portion, single frozen	100-150 g/pc	7.60	8.79	+	Italy CIF	Iceland
	Fresh - fillet	50-100 g/pc	4.00	4.63		CPT	Denmark
		100-200	5.25	6.07			
		200-400	8.05	9.31			
	Fresh - Whole	1-2 kg/pc	5.39	6.23	-		
		2-4	6.35	7.34	-		
	Fresh gutted	2-3 kg/pc	6.27	7.25			
	Fresh - fillet	100-200 g/pc	6.18	7.15	+		Poland
		200-400	7.35	8.50	+		
	Fillet- IQF	500-1000g/pc	4.60	5.32	=	FCA CIF	Spain
			5.40	6.24			
	Fillet - wet salted - 1st quality produced from fresh raw material	700-1000 g/pc	9.40	10.87	=	Italy DDP	Iceland
			7.50	8.67			
	Portion single frozen, 10% glaze	100-150 g/pc	7.50	8.67		CIF	
Stockfish	700 g/pc	23.00	23.00	=	DDP	Norway	
	60-80 g/pc	28.70	33.19				
Fillet - wet salted - 1st quality produced from frozen raw material	400-700 g/pc	9.00	10.41	=	Italy CIP	Denmark	
		12.25	14.17				
H&G	1-2 lb/pc	4.04	4.68		Europe CIF	Alaska/USA	
		4.15	4.81				
		4.38	5.07				
		3.41	3.95				
Whole, longline		3.95	4.57				
		3.52	4.08				
Hake/Merlu/Merluza <i>Merluccius capensis</i>	Minced block		1.74	2.01		Namibia FOB for Spanish market	Namibia
	IQF portion, trapeze	90-110 g/pc	6.90	7.98	+	Italy CIF	
	IQF	100-200 g/pc	6.20	7.17		Europe DDP	South Africa
	Fresh - whole	100-200 g/pc	4.78	5.53	-	Italy CPT	Croatia
		200-300	5.50	6.36	+		
	Fresh - gutted	200-300 g/pc	5.50	6.36	+		
300-400		6.63	7.67	-			
Fillet, PBO Minced block		2.33	2.70		Spain EXW	USA	
		1.51	1.75				
Alaska pollack/Lieu de l'Alaska/Colin de Alaska <i>Theragra chalcogramma</i>	H&G	>25	1.00	1.16	+	Russian Fed. wholesale Vladivostok	Russian Fed.
		>30	0.81	0.94			
		>25	1.18	1.28	+		
Surimi (Alaska pollack)	Stick - Paprika	250 g/pc	2.51	2.90		France CFR	Spain
Hoki <i>Macrurus magellanicus</i>	H&G	100-300 g/pc	1.63	1.89		Spain FOB	
		300-500	1.63	1.89			
		500-900	1.63	1.89			
Haddock/Eglefin/Eglolino <i>Melanogrammus aeglefinus</i>	H&G	< 0.8 kg/pc	NOK 17.50	1.81	2.09	Sweden FCA	Norway
Ling/Lingue franche/ Maruca <i>Molva molva</i>	Fillet - wet salted Produced from fresh raw material 1st quality	1-1.5 kg/pc	5.90	6.82	=	Italy DDP	Faeroe Islands



Fish Species Trade Name	Product Form	Grading	Price per kg		Reference & Area	Origin
			As stated	EUR USD		
GROUND FISH (cont.)						August 2018
Monkfish/Baudroie/ Rape <i>Lophius spp.</i>	Fresh - Tail	< 0.3 kg/pc	8.50	9.83 -	Italy CPT	UK
		0.3-0.5	9.50	10.99 -		
0.5-1		10.52	12.17 -			
1-2		10.62	12.28 -			
> 2		10.81	12.50 +			
Fresh - whole	0.5-1 kg/pc	6.20	7.17 +	FCA	France	
	1-2	6.20	7.17 +			
John Dory/ Saint Pierre Pez de San Pedro <i>Zeus faber</i>	Frozen skin-on PBO, chemical free, 100% net weight, IQF,Bulk, frozen weight +count	60-100 g/pc	5.79	6.70	Germany CFR	China
		100-150	6.65	7.70		
		150-200	7.00	8.10		
		200-300	7.25	8.40		
Fresh whole	1-2 kg/pc	17.50	20.24 =	France wholesale	France	
	2-3	19.50	22.55 =			
Fresh - gutted	600-800 g/pc 800-1000 1000-2000		9.90	11.45	Italy CPT	Senegal
			10.70	12.37 =		
			10.95	12.66		
Fresh- whole	600-800 g/pc 800-1000 1000-2000		15.68	18.13 +	FCA	Spain
			17.94	20.75 +		
			17.56	20.31 +		
Sand steenbras/ Marbré/ Herrera <i>Lithognathus mormyrus</i>	Fresh	300-500 g/pc	10.33	11.95 +	Morocco	
		500/700	10.30	11.91 +		
		700/1000	10.20	11.80 +		
		Mixed	8.77	10.14		
FLATFISH						August 2018
Turbot/Rodaballo <i>Psetta maxima</i>	Fresh - whole farmed	0.5-1 kg/pc	9.50	10.99 +	Spain CIF	Spain
		1-2	9.40	10.87 +		
		2-3	9.80	11.33 =		
		3-4	11.00	12.72 =		
	Fresh - whole wild	< 0.5 kg/pc	9.10	10.52	Netherlands	
		0.4-0.6	12.90	14.92		
		0.5-0.8	15.98	18.48		
		0.5-1	13.30	15.38		
		0.8-1	12.70	14.69		
		1-2	15.80	18.27		
		2-3	15.05	17.40		
		3-4	19.35	22.38		
	Fresh - whole farmed	0.4-0.6 kg/pc	9.93	11.48 -	Italy CPT	Spain/Portugal
0.6- 0.8		9.58	11.08 +			
0.8-1		9.78	11.31 +			
1-1.5		9.35	10.81 +			
1.5-2		9.42	10.89 -			
2-2.5		10.25	11.85 =			
2.5-3		10.53	12.18 +			
3-4	9.71	11.23 -				



Fish Species Trade Name	Product Form	Grading	Price per kg		Reference & Area	Origin	
			As stated	EUR USD			
FLATFISH (cont.)						August 2018	
Turbot/Rodaballo <i>Psetta maxima</i>	Fresh - whole wild	0.5-1 kg/pc	13.75	15.90	Italy CPT	Netherlands	
		0.7-1	9.68	11.19			
		1-2	13.75	15.90			
		2-3	14.20	16.42 +			
		3-4	21.20	24.52 +			
	> 4	16.50	19.08				
	Fresh - gutted	0.7-1kg/pc	10.21	11.81 -			
		1-2	12.73	14.72 +			
Sole/Sole/ Lenguado <i>Solea vulgaris</i>	Fresh - whole wild	< 175 g/pc	14.10	10.80	Spain CIF	Netherlands	
		170-200	15.00	17.35			
		200-300	19.17	22.17			
		200-250	19.15	22.15			
		300-500	24.45	28.28			
		400-500	17.85	20.64			
		500-600	19.45	22.49			
		Fresh - whole wild	200-300 g/pc	21.60	24.98	Italy CPT	France
			300-400	24.70	28.56		
			No. 3	15.30	17.69		
			No. 4	11.79	13.63 -		
			No. 5	7.37	8.52 -		
		Fresh - whole	No. 2	18.50	21.39 -		Netherlands
			No. 3	13.50	15.61 -		
	No. 4		14.73	17.03			
	Fresh - gutted	No. 2	17.41	20.13 -			
		No. 3	13.99	16.18 -			
		No. 4	11.81	13.66 -			
		No. 5	10.10	11.68 +			
Sole/Sole/ Lenguado <i>Solea vulgaris</i>	Fresh - whole	No. 2	14.56	16.84	Italy CIF	Netherlands	
		No. 3	12.94	14.96			
		No. 4	9.92	11.47			
European plaice/ Plie d'Europe/ Solla europea <i>Pleuronectes platessa</i>	Fresh - whole	300-400 g/pc	4.45	5.15	Spain CIF		
		400-600	4.90	5.67			
		> 600	5.20	6.01			
	IQF, white skin-on, 25% glaze	No. 2	4.75	5.49 +	Netherlands FOB for Italian market		
	IQF skin-off, 25% glaze		4.95	5.72 +			
European Flounder/ Flet d'Europe/ Platija europea <i>Platichthys flesus</i> <i>Scophthalmus rhombus</i>	Fresh - fillets skin-on skinless whole	Large	3.75	4.34	Italy CPT		
		Large	5.75	6.65			
			2.19	2.53			
			1.51	1.75			
		Fresh, whole		1.85	2.14 +	FCA CPT	Denmark Netherlands
			500-1000g/pc	13.30	15.38 +		
			1000-2000	15.30	17.69 +		
			500-1000g/pc	10.98	12.70 =		
	Fresh, gutted	1000-2000	13.21	15.28 +			
Yellowtail flounder/ Limande à queue jaune/ Limanda <i>Limanda ferruginea</i>	Frozen- whole H&G	Large	2.10	2.43	Europe CIF	North Atlantic Canada	
			1.60	1.85			
Common dab/ Limande/ Limanda <i>Limanda limanda</i>	Frozen- whole	Small	2.29	2.65			
		Large	2.67	3.09			
Greenland Halibut/ Reinhardtius hippoglossoides	Fillet - skinoff, boneless, blockfrozen		No quotations		Denmark FOB	Greenland	



Fish Species Trade Name	Product Form	Grading	Price per kg		Reference & Area	Origin	
			As stated	EUR USD			
TUNAS/BILLFISHES							
						August 2018	
Tuna/Thon/Atún <i>Thunnus spp.</i>	Skipjack - whole		1.04	1.21 -	Bangkok CFR FOB	Western/Central Pacific Ocean	
			1.21	1.40 -			
	Skipjack - whole		1.38	1.60 =	Ecuador ex-vessel	Eastern Tropical Pacific Ocean	
	Yellowfin - whole		1.90	2.20 =			
	Skipjack - whole		1.00	1.16 -	Seychelles FOB	Indian Ocean	
	Yellowfin - whole		2.20	2.54 -			
	Skipjack - whole		1.18	1.36 -	Abidjan ex-vessel	Atlantic Ocean	
	Yellowfin - whole	> 10 kg	2.40	2.78 -			
	Skipjack - whole	1.8-3.4 kg/pc	1.20	1.39 -	Spain CFR	Various origins	
	Yellowfin - whole	> 10 kg	2.50	2.89 +			
	Skipjack - cooked & cleaned loins - vacuum packed	double cleaned	5.44	6.30 +	Italy DDP	Solomon Islands	
	Yellowfin - cooked & cleaned loins - vacuum packed	double cleaned	6.39	7.40 +		Kenya/Mauri- tius/Solomon Is.	
	Skipjack	> 1.8 kg/pc	1.46	1.69	Tunisia CFR	Ivory Coast/Seychelles	
			1.49	1.73		Ghana	
	Yellowfin- whole	> 10 kg 3-10 kg/pc	2.50	2.89 +	Spain DAT	Atlantic Ocean	
			1.77	2.05			
	Yellowfin- frozen loins		6.32	7.32	DDP	Eastern Pacific	
	Skipjack - whole	> 3.5 kg	1.80	2.08	DAT	Atlantic Ocean	
	Skipjack- frozen loins		6.77	7.82	DDP	Eastern Pacific	
	Bigeye- frozen loins		6.13	7.10			
Bigeye- whole	> 10 kg	2.23	2.57	DAT	Atlantic Ocean		
Skipjack - whole		1.81	2.10	Europe CFR	Ecuador		
Yellowfin - pre-cooked loins	double cleaned	5.79	6.70 +				
	single cleaned	5.18	6.00 +				
Skipjack - pre-cooked loins		4.92	5.70 +				
Swordfish/Espadon/ Pez espada <i>Xiphias gladius</i>	Fresh - whole		14.50	16.77 +	France, wholesale	Atlantic	
	Frozen - filet, vacuum		8.40	9.71 =		Spain	
	Fresh - gutted Whole Mediterranean		< 12 kg/pc	10.20	11.80 =	Italy FCA	
			13-18	10.12	11.70 -		
			19-25	9.90	11.45 -		
			26-35	9.13	10.56 -		
	Whole Atlantic		19-25	10.80	12.49 +		Morocco
			26-35	10.80	12.49 +		
36-50			10.80	12.49 +			
> 50			10.70	12.37			
SMALL PELAGICS							
						August 2018	
Mackerel/Maquereau/ Caballa <i>Scomber scombrus</i>	Fresh - whole		2.85	3.30	Italy CPT	Belgium	
			2.61	3.02 -		UK	
			1.70	1.97		Croatia	
			2.66	3.08 -		Norway	
			2.93	3.39 -		France	
			3.00	3.47 +			
	4-6 pc/kg	3.00	3.47 +				
Fresh - Fillets butterfly cut		5.20	6.01 +				
		6.32	7.31 +				
Indian mackerel/ Maquereau des Indes Caballa de la India <i>Rastrelliger kanagurta</i>	Whole, IQF	1-6 pc/kg	0.95	1.10	Tanzania CIF	Yemen	
	Whole, frozen block	8- 12	0.91	1.05			
		12- 14	1.55	1.80 +			
		4-6 pc/kg	1.17	1.35	Thailand CIF		



Fish Species Trade Name	Product Form	Grading	Price per kg		Reference & Area	Origin	
			As stated	EUR USD			
SMALL PELAGICS (cont.)						August 2018	
Mackerel/Maquereau/ Caballa <i>Scomber scombrus</i>	Whole	3-4 pc/kg	1.05	1.21	Spain FOB	Spain	
Horse Mackerel/ Chincard/ Jurel <i>Trachurus spp</i>	Whole	> 24 cm/pc	1.23	1.42	Morocco FOB for European market	Morocco	
Herring/Hareng/Arenque <i>Clupeidae</i>	Fresh - fillet		3.18	3.68 +	Italy CPT	Denmark	
	Fresh - whole	250-300 g/pc > 350	0.64	0.74 +	Russian Fed. wholesale Moscow	Russian Fed.	
		> 25	0.75	0.87			Russian Fed. wholesale Vladivostok
		> 300	0.57	0.66 -			
		> 250	0.91	1.05			
	70-100 g/pc	0.34	0.39 +	Poland FOB	Baltic		
Sprat/Sprat/Espadín <i>Sprattus sprattus</i>	Fresh - whole		0.16	0.19 =			
Sardine/Sardine/ Sardina <i>Sardina pilchardus</i>	Fresh - whole		1.00	1.16 +	Italy CPT	Croatia	
			1.25	1.45		Spain	
			0.98	1.13 -		Italy	
			2.20	2.54		France	
			6.50	7.52 +		UK	
	Fresh - fillet		4.19	4.85 +	FCA	Spain	
			3.80	4.39		Croatia	
			1.04	1.20 -		Croatia	
			6.00	6.94 =		CPT	Italy
		Whole, IQF, 3% glaze H& G					
CEPHALOPODS						August 2018	
Squid/Encornet/Calamar <i>Loligo spp.</i>	Whole	S (< 18 cm)	5.75	6.65	Italy CIF	South Africa	
		M (18-25)	7.50	8.67			
		L (25-30)	7.70	8.90			
		XL (>30)	7.70	8.90			
		S (< 18 cm)	5.30	6.13 -	Europe CFR		
		M (18-25)	7.73	8.94 -			
		L (25-30)	7.70	8.90 -			
		XL (>30)	7.70	8.90 -			
	S (< 18 cm)	6.38	7.38	Italy EXW			
	M (18-25)	7.70	8.90 +				
	Frozen	11-14 cm	2.85	3.30	Europe CIF	USA	
	whole, block frozen	< 5	5.18	6.00		India	
		6-15	5.53	6.40			
10-40		3.93	4.55				
> 40		3.41	3.95				
Whole	18-22 cm	7.65	8.85	Italy EXW	Falkland/ Malvinas Isl.		
	15-18	5.71	6.60				
	12-16	4.17	4.82				
	Squid tentacles		15.03	17.38 +		CPT	
	Whole, thawed		5.73	6.63 +			Argentina



Fish Species Trade Name	Product Form	Grading	Price per kg		Reference & Area	Origin			
			As stated	EUR USD					
CEPHALOPODS (cont.)						August 2018			
<i>Loligo vulgaris</i>	Fresh - whole	100-300 g/pc	14.55	16.83	Italy FCA	Morocco			
		300-400	19.60	22.67 +					
		400-600	18.84	21.79 +					
		600-1000	13.50	15.61					
		< 100 g/pc	5.70	6.59 +			CPT	UK	
		100-300	13.29	15.37 +					
		300-500	8.30	9.60					
			10.00	11.56					
		Whole, IWP, block	100-200 g/pc	13.57			15.69 +	CIF	Croatia
			21-25 cm	12.89			14.91		
			12.50	14.46					
	Whole, block	16-20 cm	11.50	13.30	CIF	Morocco			
			11.89	13.75					
		11-15 cm	8.85	10.23					
	Whole, block	16-20 cm		8.20	9.48	FOB	Morocco		
			9.00	10.41					
21-25 cm		11.89	13.75	CIF					
		8.57	9.91						
Thawed	6-10 cm	7.54	8.72	FOB	Morocco				
		7.99	9.24						
	21-25 cm	9.74	11.26						
Squid/Encornet/Calamar	Whole	11-25 cm	9.55	11.04	CIF	France			
		100-200 g/pc	8.00	9.25					
		2 small	6.60	7.63			Mauritania FOB	Mauritania	
		3 small	6.40	7.40					
		4 small	5.10	5.90					
		small	7.60	8.79					
	medium	8.00	9.25						
	large	8.00	9.25						
	<i>Loligo forbesi</i>	Fresh - whole	300-700 g/pc	18.50	21.39 +	Italy CPT	Portugal		
		<i>Loligo duvaucelli</i>	Whole block		4.45	5.15	Europe CIF	India	
			Whole cleaned, block frozen, 20% glaze	< 5	3.63	4.20	Germany CFR	India	
				< 10	4.66	5.40			
				11-20	4.23	4.90			
	21-40	3.37		3.90					
	Squid/Encornet/Calamar	<i>Loligo chinensis</i>	< 3	4.02	4.65	China			
3-6			3.28	3.80					
6-10			2.85	3.30					
10-15			2.50	2.90					
15-20			2.16	2.50					
<i>Dosidicus gigas</i>	Raw fillet	2-4 kg/pc	0.85	0.99	Europe CFR	Chile			
			1.47	1.70		Peru			
	Raw tentacle	1-2, 2-3 kg/pc	0.85	0.99		Chile			
		< 1, 1-2	1.38	1.60		Peru			
		> 2	1.42	1.65		Peru			
	Raw wings whole without cartilage		0.52	0.60		Chile			
			1.08	1.25		Peru			
	Necks		0.56	0.65		Chile			
	open with cartilage		1.38	1.60		Peru			
	Darum membraneless		5.18	6.00					
Boiled wings - skin-on		1.99	2.30						



Fish Species Trade Name	Product Form	Grading	Price per kg		Reference & Area	Origin	
			As stated	EUR USD			
CEPHALOPODS (cont.)						August 2018	
Squid/Encornet/Calamar <i>Dosidicus gigas</i>	Squid rings - thawed		4.35	5.03 +	Italy CPT	Peru	
	Squid stripes - thawed		3.15	3.64 +			
	Squid tentacles		3.35	3.87 +			
Octopus/Poulpe/Pulpo <i>Octopus vulgaris</i>	Whole- FAS	T3	12.20	14.11	FOB CIF FOB CPT FCA Morocco FOB, for Spanish market Europe CFR Mauritania FOB	Morocco	
		T5	11.09	12.83			
	Whole, cleaned, thawed		14.63	16.92 -			
	Whole, thawed	T6	13.60	15.73 =			
		T5	14.14	16.35 +			
	Whole, bloc	T6	10.80	12.49			
		T7	12.81	14.81			
			10.98	12.70			
			10.50	12.14			
	Fresh	T1	11.47	13.26 -			
		T5	10.11	11.69 -			
		T6	9.67	11.18 +			
		T4	10.50	12.14 +			
	Whole - FAS	T1	16.25	18.79			
		T2	15.25	17.64			
	T3	14.25	16.48				
	T4	13.25	15.32				
	T5	12.25	14.17				
Sushi slice 100% net weight	7 g/pc		16.37	18.95 +	Europe CFR	Indonesia	
	9 g		16.37	18.95 +			
boiled cut 100% net weight			11.01	12.75 +			
Flower type 90% net weight	1-2 kg/pc		7.12	8.25 +	Mauritania FOB	Mauritania	
	>2		7.38	8.55 +			
Frozen in land, pots and glaciers, 1° and 2°	T3		15.20	17.60 +			
	T4		14.34	16.60 +			
	T5		13.39	15.50 +			
	T6		11.40	13.20 +			
	T7		11.06	12.81 +			
	T8		10.62	12.30 +			
FAS	T3		15.03	17.40 +			
	T4		14.16	16.40 +			
	T5		13.21	15.30 +			
	T6		11.23	13.00 +			
	T7		10.89	12.61 +			
	T8		10.45	12.10 +			
Octopus/Poulpe/Pulpo <i>Eledone moschata</i>	Fresh		4.58	5.30 +			Italy CPT
			3.33	3.85			
			3.97	4.59 -			
			4.85	5.61 +			
			11.35	13.13 -			
		extra		8.11	9.38 -	FCA CPT FCA CPT EXW	France
		small		5.42	6.27 -		
		medium		5.35	5.68		
	Frozen	80-120 g/pc		5.77	5.90		
		50-80		5.85	6.07		
< 50			13.00	15.03 +			
Fresh			9.00	10.41 +	France, wholesale	Spain	
Frozen						Croatia	
						Tunisia	
						Europe	



Fish Species Trade Name	Product Form	Grading	Price per kg		Reference & Area	Origin	
			As stated	EUR USD			
CEPHALOPODS (cont.)						August 2018	
Cuttlefish/Seiche/ Sepia <i>Sepia spp.</i>	Whole, cleaned, IQF 20% glaze	< 10 pc/kg 11-20	5.66	6.55	Germany CFR	India	
	Fresh - whole	300-500 g/pc 200-300	8.80	10.18 +	Italy CPT	France/UK	
		500-1000	8.65	10.00 +			
	Fresh - whole, superior	300-500 g/pc 500-1000	7.80	9.02 +			
				7.80	9.02 +	CFR	Yemen
	Frozen - whole	50-100 g/pc	4.37	5.06			
		100-200	5.31	6.15			
		200-300	5.31	6.15			
		300-500	5.31	6.15			
		400-600	5.31	6.15			
		600- 1000	5.31	6.15			
		500-1000	5.31	6.15			
		1000- 2000	5.31	6.15			
	Frozen at land - whole block	100-200 g/pc 200-300	5.14	5.95 +	Vietnam CIF		
		>300	5.14	5.95 +			
			4.97	5.75 +			
	FAS- whole block	200-300 g/pc 300-500	5.05	5.85			
		500-1000	5.05	5.85			
		1000- 2000	5.05	5.85			
			5.05	5.85			
Frozen - whole	200- 300 g/pc 300- 500	5.18	6.00	Europe CIF			
	500- 1000	5.31	6.15				
		5.35	6.20				
	300-500 g/pc 500-1000	5.03	5.82	Italy CIF	Oman		
	500-1000	5.33	6.16				
	1000-2000	5.03	5.82				
IQF, cleaned, 20% glaze	100-200 g/pc 200-300	7.20	8.33	FOB	Morocco		
	300-400	7.00	8.10 -				
	400-600	7.00	8.10 -				
	600-800	7.00	8.10 -				
		7.00	8.10 -				
Frozen, whole block	< 10 pc/kg 11-20	4.92	5.70	Europe CIF	India		
		4.62	5.35				
Frozen, whole block, cleaned		5.40	6.25				
		6.45	7.47				
Whole, cleaned, 5*4 kg block 10% glaze	5-7 pc/kg 8-12	5.79	6.70 -	CFR			
	13-20	5.79	6.70				
		4.92	5.70				
Whole, cleaned, 10kg pack 25% glaze, IQF	5-7 pc/kg 8-12	5.40	6.25				
		4.84	5.60				
Fresh- whole, cleaned		15.50	17.93 =	France wholesale	France		
		15.50	17.93 =		Europe		
Frozen, whole	Medium	4.80	5.55				
	Small	4.30	4.97				
Frozen, slices		9.00	10.41 =				



Fish Species Trade Name	Product Form	Grading	Price per kg			Reference & Area	Origin
			As stated	EUR	USD		
CRUSTACEANS							
August 2018							
Whiteleg shrimp/ Crevette pattes blanches/Camarón patiblanco <i>Penaeus vannamei</i>	PD, chemical treatment 100% net weight treated with non-phosphate	31-40 pc/lb	9.07	10.50 +	Europe CFR	Indonesia	
		41-50	8.46	9.80 +			
		51-60	8.12	9.40 +			
		61-70	7.86	9.10 +			
		71-90	7.34	8.50 +			
	PUDT, 6*2 block, 100% net weight	51-60 pc/kg	7.25	8.40		India	
		61- 70	7.08	8.20			
		71- 90	6.91	8.00			
	PD, 6*2 block, 100% net weight	31-40 pc/lb	6.48	7.50 -		Germany CFR	Vietnam
		41-50	7.25	8.40			
51- 60		6.82	7.90				
61- 70		6.30	7.30				
PD, IQF 20 % glaze, treated	26 – 30 pc/ lb	9.93	11.50	Germany CFR	Vietnam		
	31 – 40	9.50	11.00				
	41 – 50	8.55	9.90				
	51 – 60	8.07	9.35				
PD, cooked, IQF, 20 % glaze	60 – 80 pc/ lb	6.39	7.40				
Whiteleg shrimp/ Crevette pattes blanches/Camarón patiblanco <i>Penaeus vannamei</i>	Head-on, Shell-on	30-40 pc/kg	9.10	7.50	South/Central America CIF for European main ports	Central America	
		40-50	6.50	7.10			
		50-60	7.20	6.35			
		60-70	6.80	6.10			
		70-80	6.30	5.85			
		80-100	4.92	5.70			
		> 100	4.23	4.90			
Giant river prawn/ Bouquet géant/ Langostino de río <i>Macrobrachium rosenbergii</i>	HLSO Easy peel, IQF, 25 % glaze, 75 % net weight	<5 pc/lb	9.50	11.00	Germany CFR	Bangladesh	
		6- 8	7.95	9.20			
		8- 12	7.25	8.40			
		13- 15	6.95	8.05			
Argentine red shrimp/ Salicoque rouge/ d'Argentine/Camarón langostín argentino <i>Pleoticus muelleri</i>	Head-on, shell-on	10-20 pc/kg	8.10	9.37	Spain EXW	Argentina	
		20-30	7.00	8.10			
		30-40	6.90	7.98			
		40-60	6.90	7.98			
		10-20 pc/kg	5.37	6.22			Europe CIF
	20-30	5.45	6.31				
	21-25	5.40	6.25				
	31-40	5.31	6.15				
	40- 70	9.15	10.60				
	Headless, IQF	35-55 pc/kg	6.91	8.00			
Tails	25-55 pc/kg	7.12	8.25				
5.39	6.24						
Brown shrimp/ Crevette grise du Sud/ Camarón café sureño <i>Penaeus subtilis</i>	HLSO	7-12 pc/lb	22.46	26.01	Germany CFR	Ecuador	
Scarlet shrimp/ Gambon écarlate/ Gamba carabineiro <i>Plesiopenaeus edwardsianus</i>	Head-on, shell-on	8-12 pc/lb	26.58	30.78 =	Germany CFR	Suriname	
		16- 20	22.58	26.15			
		30-40	14.98	17.34			



Fish Species Trade Name	Product Form	Grading	Price per kg		Reference & Area	Origin		
			As stated	EUR USD				
CRUSTACEANS (cont.)						August 2018		
Black tiger/Crevette tigrée/Camarón tigre <i>Penaeus monodon</i>	Headless 30% glaze, IQF	8-12 pc/lb	11.66	13.50 =	Russian Fed. CFR	Bangladesh		
		13-15	10.71	12.40 =				
		16-20	7.99	9.25 =				
		21-25	5.96	6.90 =				
		26-30	9.50	11.00 =				
	Headless, shell-on, block frozen	13-15 pc/kg	10.54	12.20	Europe CFR	Belgium		
		16-20	10.54	8.40				
		21-30	7.25	7.10				
		26-30	6.13	7.50				
		31-40	6.48	7.10				
	HOSO, net weight, net count block frozen	10-20 pc/kg	13.82	16.00		India		
		20-30	9.50	11.00				
Deep-water rose shrimp/ Crevette rose du large/ Gamba de altura/ Parapenaeus longirostris	Fresh - Peeled tail	Mixed	10.00	11.74 -	Italy CPT	Italy		
			9.00	10.41				
	Peeled, 25% glaze, IQF	160-180 pc/kg	9.60	11.10				Croatia
		220-280	8.88	10.27				
	Farmed, organic, cooked	20-30 pc/kg	26.00	30.07 =			France, wholesale	Madagascar
30-40		22.00	25.44 =					
40-50		16.50	19.08 =					
Farmed, cooked	40-50	15.50	17.93 =					
	Fresh, organic, shell-on	32-34 pc/kg	24.00			27.76 =		
Northern prawn/ Crevette nordique/ Camarón norteño <i>Pandalus borealis</i>	Fresh	90-120	16.40	18.97	Spain CIF	Denmark		
		100-200	16.15	18.68				
		150-250	15.65	18.10				
Common shrimp/ Crevette grise/Quisquilla <i>Crangon crangon</i>	Fresh, shell-on		44.70	51.69	France, wholesale	Netherlands		
		Head-on, shell-on	11.70	13.53				
	Fresh, shell-on	42-49 pc/kg	16.00	18.50 =				
	Frozen, cooked, wild		14.00	16.19		Northern Europe		
Norway lobster/ Langoustine/Cigala <i>Nephrops norvegicus</i>	Fresh - Whole	5-16 pc/kg	20.00	23.13 =	Retail	France		
		16-20	14.00	16.19 =				
		20-30	14.00	16.19 =				
		30-40	14.50	16.77 =				
	Frozen- Whole, cooked	20-40	20.00	23.13 =		Europe		
	Fresh - Whole, raw, bulk		17.00	19.66 +				
	Fresh - Whole, cooked bulk		22.88	26.46 -				
Fresh - Whole	4X1.5 kg	3-5 pc/kg	na		Spain DDP	Netherlands		
		4-7	19.50	30.27				
		6-9	21.31	26.06				
		8-12	19.35	20.59				
		11-15	14.50	22.66				
		16-20	16.25	18.79				
		20-30	12.40	14.34				



Fish Species Trade Name	Product Form	Grading	Price per kg			Reference & Area	Origin
			As stated	EUR	USD		
CRUSTACEANS (cont.)							
August 2018							
Norway lobster/ Langoustine/Cigala <i>Nephrops norvegicus</i>	Fresh - Whole, 4X1.5 kg	31-40	10.50	12.14	Spain DDP	Netherlands	
		41-50	8.52	9.85			
		Tails	13.35	15.44			
	Whole	00 pc/kg	0	17.20	19.89	Spain CIF	Scotland
			1	14.40	16.65		
			2	12.70	14.69		
			3	9.90	11.45		
			4	8.90	10.29		
			5	6.70	7.75		
			5	6.10	7.05		
	Fresh - whole	4	10- 15	26.25	30.36	Spain CIF	Netherlands
			5-9 pc/kg	18.00	20.82		
11-15			21.00	24.29			
16-20			14.45	16.71			
20-30			11.45	13.24			
	20-30	31-40	8.64	9.99	Spain CIF	Netherlands	
		31-40	6.17	7.14			
		41-50	5.81	6.72			
		41-50	5.81	6.72			
		41-50	5.81	6.72			
Fresh - whole, head	6-9 pc/kg	11-15	21.92	25.35 +	Italy CPT	Denmark/ UK	
		11-15	14.45	16.71 +			
		16-20	10.29	11.90 +			
		21-30	7.03	8.13 +			
		31-40	5.28	6.11 -			
		41-50	3.88	4.49 -			
European lobster/ Homard européen/ Bogavante <i>Homarus gammarus</i>	Live - bulk	400-600 g/pc	20.00	23.13	France delivered to French vivier	Ireland	
		600-800	20.00	23.13			
	Fresh - whole	Large	small	27.50	31.80	Italy CPT	UK
			400-600 g/pc	29.49	34.10		
			600-800	18.84	21.79 +		
			800-1000	18.90	21.86 +		
	> 1kg		21.90	25.33 +	Italy CPT	UK	
			20.27	23.44 +			
American lobster/ Homard américain/ Bogavante americano <i>Homarus americanus</i>	Live hard shell	> 3000g	15.42	17.83 +	Canada FOB for European mkt	Canada	
		> 3000g	11.76	13.60 -			
	Live hard shell	450-550 g		15.26	17.65 +	Canada FOB for European mkt	USA
				12.07	13.96 -		
	Popsicle	< 450 g/pc (canner size)		CAN 23.00	19.92 17.23	Canada FOB for European mkt	Canada
			> 450 (market size)		CAN 26.00		
Whole cooked netted lobster	canners	market	CAN 18.00	13.79 11.93	Europe CIF	Canada	
		market		CAN 25.00			19.15 16.57
Live			10.48	12.13	Europe CIF	Canada	
Caribbean spiny lobster/ Langouste blanche/ Langosta común del Caribe <i>Panulirus argus</i>	Tails	5-6 oz	29.51	34.17	Europe CIF	Nicaragua	
		7-9 oz	29.04	33.62			
		10-24 oz	27.14	31.42			
	Whole, raw	Cooked		14.68	17.00	Europe CIF	Nicaragua
			16.41	19.00			
Scalloped spiny lobster/ Langouste festonnée/ Langosta festoneada <i>Panulirus homarus</i>	Whole	100-200g	11.23	13.00	Taiwan CIF	Yemen	
		200-300	14.25	16.50			
		> 300	15.98	18.50			
	Whole, IWP	100-200g		12.09	14.00	Europe CIF	Yemen
200-300			14.68	17.00			



Fish Species Trade Name	Product Form	Grading	Price per kg		Reference & Area	Origin
			As stated	EUR USD		
CRUSTACEANS (cont.)						August 2018
Edible crab/Tourteau/ Buey de mar <i>Cancer pagurus</i>	Live, bulk	T2 (13-16 cm)	3.30	3.82	France Auction	France
		500-700g	6.70	7.75 =		
		> 1kg	7.50	8.67 =		
Spinous spider crab/ Araignée européenne/ Centolla europea/ Maja squinado	Fresh - female		5.30	6.13	Italy CPT	UK
		male	4.50	5.20		
	female		3.52	4.07 +		France
		male	3.32	3.84 -		
		Fresh-female	small	2.58		
male	small	3.75	4.34			
Snow crab/ crabe des neiges/ Cangrejo de las neiges <i>Chionoecetes opilio</i>	Frozen- meat		14.68	17.00	Europe CIF	Chile
BIVALVES						August 2018
Oyster/Huître/Ostra <i>Crassostrea gigas</i>	Live	No. 3	4.60	5.32	France prod. Price/ average export price	Ireland/France
		60-100 g/pc	17.50	20.24	Spain CIF	Netherlands
		95-110 g/pc	17.65	20.41		Italy
		>130	14.62	16.91		Netherlands
Mussel/Moule/Mejillón <i>Mytilus edulis</i> <i>Mytilus galloprovincialis</i>	Live - Bottom mussel	Bulk	2.10	2.43 =	France wholesale	France
			1.80	2.08 =		Netherlands
	Live - Rope	60-80 pc/kg	2.00	2.31 =	Spanish market EXW	Spain
			no quotation			
	Fresh	20-25 pc/kg 25-30 30-40 40-70	1.92	2.22 =	Italy CPT	Italy
			1.40	1.62		FCA
Mussel/Moule/Mejillón <i>Mytilus galloprovincialis</i>	Fresh - whole skin-packed		1.40	1.62	Italy CPT	Spain
			2.15	2.49 =		
	IQF - shell-off, 7% glaze	200-300 pc/kg	2.15	2.49	CPT	Chile
			3.00	3.47 -		
Cooked mussel meat IQF	100-200 pc/kg 200-300 300-500	2.89	3.35	France CIF		
		2.59	3.00			
		2.33	2.70			
Mussel/Moule/Mejillón <i>Mytilus chilensis</i>	IQF mussel meat Whole, Vacuum Packed with Sauces Vacuum Packed without Sauces IQF Half Shell Mussels		2.51	2.91	Europe CFR	Chile
			2.73	3.16		
			1.99	2.30		
			3.44	3.98		
Razor shell/Couteau/ Navajas - Solenidae	Fresh	S	7.50	8.67	Spain CIF	Ireland
		M	8.60	9.95		
		L	10.25	11.85		
	Live	10-12 cm/pc	3.80	4.39		Netherlands
Scallops		10-20	16.50	19.10	Europe CIF	US
		20-30	15.04	17.42		



Fish Species Trade Name	Product Form	Grading	Price per kg			Reference & Area	Origin
			As stated	EUR	USD		
BIVALVES (cont.)							August 2018
Great atlantic scallop/ Coquille-St- Jacques/ Vieira <i>Pecten maximus</i>	Fresh whole shell, roe-on		4.90	5.67		France wholesale	France
	Fresh whole shell, roe-off		5.00	5.78			
	Fresh, meat, roe-on		23.50	27.18		Retail	Europe
	Frozen, meat, roe-on		27.00	31.22 =			
	Frozen, meat, roe-off		26.00	30.07 =			
	Fresh, whole shell, bulk, roe-on		38.74	44.80 +			
Fresh, whole shell, bulk, roe-off		6.98	8.07				
Lyrate hard clam/ cythérée lyre <i>Meretrix lyrata</i>			1.34	1.55		Europe CIF	Vietnam
	Cooked		1.34	1.55			
	IQF		1.34	1.55			
Asiatic hard clam/ Cythérée commune <i>Meretrix Meretrix</i>		40-80	1.95	2.26			Thailand
Hard clam/ Praire Chirla mercenaria <i>Mercenaria mercenaria</i>			8.50	9.83 =		France wholesale	France
Japanese carpet shell Palourde japonaise/ almeja japonesa <i>Venerupis philippinarum</i>		Large	11.00	12.72 =			
SALMON							August 2018
Atlantic salmon/ Saumon de l'Atlantique/ Salmón del Atlántico <i>Salmo salar</i>	Fresh - gutted, head-on	2-3 kg/pc	7.10	8.21 +		France wholesale	Norway
		3-4	7.20	8.33 -			
		4-5	7.30	8.44 -			
		5-6	7.30	8.44 -			
		6-7	8.40	9.71 -			
	Superior quality	2-3 kg/pc	8.20	9.48 -		Scotland	
			9.40	10.87 -			
	Smoked- Fillet, vaccuum reconstituted sides	1-2 kg/pc	25.50	29.49 =		Norway	
	Fresh- Fillet	3-4 kg/pc	10.50	12.14 -			
	Smoked- Fillet, vaccuum reconstituted sides	1-2 kg/pc	23.50	27.18 =		Spain CIF	Scotland
	Fresh - gutted, head-on, Superior quality	2-3 kg/pc	11.85	13.70			
		3-4	11.85	13.70			
		4-5	11.85	13.70			
5-6		11.85	13.70				
6-7	11.85	13.70					
Fresh - gutted, head-on	1-2 kg/pc	NOK 39.97	4.14	4.78 +	Norway FOB	Norway	
	2-3	NOK 44.97	4.66	5.38 -			
	3-4	NOK 52.52	5.44	6.29 -			
	4-5	NOK 54.63	5.66	6.54 -			
	5-6	NOK 56.45	5.85	6.76 -			
	6-7	NOK 61.24	6.35	7.33 +			
	7-8	NOK 64.53	6.69	7.73 +			
	8-9	NOK 66.89	6.93	8.01 +			
	> 9	NOK 65.17	6.75	7.80 +			



Fish Species Trade Name	Product Form	Grading	Price per kg			Reference & Area	Origin	
			As stated	EUR	USD			
SALMON (cont.)							August 2018	
Atlantic salmon/ Saumon de l'Atlantique/ Salmón del Atlántico <i>Salmo salar</i>	Fresh	3-4 kg/pc		6.90	7.98	Spain CFR	Norway	
	guttled, head-on	4-5 kg/pc		7.10	8.21	Tunisia CFR		
		5-6		7.85	9.08			
	IQF - salmon slices			9.73	11.25	Europe CFR		
	Fresh - salmon cubes 8x8x8			9.73	11.25			
	Fresh - Whole - Superior	2-3 kg/pc		4.89	5.66 -	Italy DDP	Norway	
		3-4		5.63	6.51 -			
		4-5		5.84	6.75 -			
		5-6		6.00	6.94 -			
		6-7		6.30	7.29 -			
		7-8		6.34	7.33 -			
		8-9		6.20	7.17 -			
		9-10		7.22	8.35			
		Fresh- Whole	3-4		5.51			6.37 -
	4-5			5.59	6.46 -			
	5-6			5.80	6.71 -			
	Fillet, cooked			5.09	5.89		Denmark	
	IQF portion, 10% glazing	100-150 g/pc		9.70	11.22 =			
	Head-on, gutted, grade 1	6-7 kg/pc		5.08	5.87	Denmark DDP	Chile	
	Fillet, interleaved	1-2 lb/pc		4.87	5.63			
2-4			4.17	4.82				
Fillet, VAC	1-2 lb/pc		6.10	7.05				
	3-4		6.15	7.11				
Fillet, IQF	2-3 lb/pc		6.15	7.11				
	4-5		6.88	7.96				
Bits and pieces			6.56	7.60	Europe CIF			
scapped meat			4.75	5.50				
Pink salmon/ saumon rose/ Salmón rosado <i>Oncorhynchus gorbuscha</i>	green roe- Premium grade			28.09	32.52		USA	
	green roe- Standard grade			12.38	14.33			
TROUT							August 2018	
Trout/Truite/Trucha <i>Salmo trutta</i>	Whole, gutted, fresh on ice	0.25-0.4 kg/pc	HUF	1222	3.77	4.35	Hungary ex-farm	Hungary
	Fillet - farmed	200-400 g/pc		9.10	10.52		Italy ex-farm	Italy
	Fresh - farmed	500-700 g/pc		3.70	4.28			
Rainbow trout/ Truite arc-en-ciel/ Trucha arco iris <i>Oncorhynchus mykiss</i>	Fresh	300-400 g/pc		4.00	4.63 =		CPT	
	Guttled	150-300 g/pc		4.74	5.48 +			
		300-500 g/pc		5.00	5.78 =			
	Fresh- whole			5.70	6.59 +		France wholesale	France
	Fillet			9.00	10.41 +			
	Fillet, smoked			17.00	19.66 =			
Whole, gutted, bulk			12.22	14.13 -		Retail		



Fish Species Trade Name	Product Form	Grading	Price per kg			Reference & Area	Origin
			As stated	EUR	USD		
FRESHWATER FISH							August 2018
Carp/Carpe/Carpa <i>Cyprinus spp.</i>	Live	1.2-5 kg/pc	HUF 911	2.81	3.25 -	Hungary ex farm EXW	Hungary
	Fresh, whole, gutted, head-off	0.7-4.5 kg/pc	HUF 1086	3.35	3.87		
	Fresh on ice - slices		HUF 1473	4.55	5.25 +		
	Fresh on ice - fillets		HUF 1577	4.87	5.62		
Crucian Carp/Carassin Carpín <i>Carassius carassius</i>	Live	0.45-0.9 kg/pc	HUF 392	1.21	1.40		
Grass Carp/ Carpe chinoise/Carpa China <i>Ctenopharyngodon idellus</i>	Live	0.8-3 kg/pc	HUF 701	2.16	2.50		
	Fresh, whole, gutted, head-off		HUF 1093	3.38	3.89		
Bighead carp/Carpe à grosse tête/Carpa capezona <i>Aristichthys nobilis</i>	Fresh gutted, head-off	0.7-5.0 kg/pc	HUF 771	2.38	2.75 +		
	Fresh on ice - slices		HUF 1052	3.25	3.75		
	Fresh on ice - fillets		HUF 1753	5.41	6.25		
	Live	1-5.5 kg/pc	HUF 420	1.30	1.50		
Nile perch/Perche du Nil/Perca del Nilo <i>Lates niloticus</i>	Fillet - skinless	300-500 g/pc		4.75	5.50	EU CFR	Uganda
	Interleaved, 100% net weight	500-1000		5.57	6.45		
	Fresh whole	200-400 g/pc		3.71	4.29	Italy FCA	Tanzania
	yellow	200-400 g/pc		3.43	3.97 -		
	red	200-400 g/pc		2.84	3.28 -		
	green	200-400 g/pc		2.84	3.28 -		
	Fresh fillet	200-400 g/pc		5.27	6.09 =		
		400-700		3.49	4.04		
Fillet - skinless, PBI, IWP	500-1000 g/pc		5.57	6.45	Spain CFR		
Pike perch/Sandre/ - Lucioperca <i>Sander lucioperca</i>	Fillet - skin-on- Wild		HUF 3858	11.91	13.75	Hungary EXW	Poland
	Fresh on ice- whole, gutted, head-on	0.27-0.85 kg/pc	HUF 2423	7.48	8.63		Hungary
Nile Tilapia/Tilapia du Nil/Tilapia del Nilo <i>Oreochromis niloticus</i>	Fillet - skinless, IQF, PBO non-treated, 10% glaze	5-7 oz/pc		3.85	4.00	Spain CFR	China
North African catfish/ Poisson chat nord- africaine/ pez gato <i>Clarias gariepinus</i>	Fresh - fillets skinless		HUF 2034	6.28	7.25 +	Hungary ex farm	Hungary
	Fresh - fillets skin-on		HUF 1332	4.11	4.75		
	Fresh, whole, gutted, head-off	0.6-1.5 kg/pc	HUF 1262	3.90	4.50		
	Fresh, whole, gutted, head-on	0.5- 2 kg/pc	HUF 665	2.05	2.37		
European catfish/ Silure glane/Siluro <i>Silurus glanis</i>	Live	0.8- 4 kg/pc	HUF 1682	5.19	5.99	Hungary ex farm	Hungary
		2.5-8	HUF 1928	5.95	6.87		
	Fresh on ice - slices		HUF 2408	7.44	8.58		
	Fresh on ice - fillets		HUF 1606	4.96	5.72		
Striped catfish/Silure requin/Tiburón pangasio <i>Pangasius hypophthalmus</i>	Fillet, thawed			3.65	4.22 =	Italy CIF CPT	Vietnam
	Fillet, IQF, white - 20% glaze	120-170 g/pc		2.02	2.34		
		170-220		2.02	2.34		
	Fillet, IQF, white - 5% glaze			3.09	3.57	Spain CFR	
	Fillet, IQF, white - 20% glaze	120-170-220		1.90	2.20		
	Fillet, 100% net weight, IQF	g/pc		2.16	2.50		
	Fillet, 100% net weight, interlvd			2.12	2.45		



Fish Species Trade Name	Product Form	Grading	Price per kg		Reference & Area	Origin
			As stated	EUR USD		
NON-TRADITIONAL SPECIES						
						August 2018
Sturgeon/Sturgeon/ Esturione <i>Acipenseridae</i> <i>A.baeri</i>	Frozen - Whole	1.5-2 kg/pc	5.00	5.78 =	France CIF	France
	Gutted	5-7 kg/pc	6.50	7.52 =		
	Filletts	200-300 g/pc	11.50	13.30 =		
		800-1000	11.50	13.30 =		
Caviar (Aquitaine) metal boxes		9.00	10.41 =			
Ribbonfish <i>Trichiurus lepturus</i>	Whole, IWP	300-1500 g/pc	2.50	2.89	Europe CFR	Senegal
		100-200 g/pc	3.02	3.50	Taiwan CIF	Yemen
		200-300	3.02	3.50		
		300-500	3.02	3.50		
		500-700	3.02	3.50		
		700-1000	3.02	3.50		
European eel/ Anguille d'Europe/ Anguilla europea <i>Anguilla anguilla</i>	Smoked	Medium	38.00	43.95 =	France wholesale	Europe
Spinycheek Grouper/ Mérrou Épineux/ Mero Espinado <i>Epinephelus diacanthus</i>		1-2 kg/pc	6.77	7.83	Italy CPT	Oman
Dusky grouper Mérrou noir/Mero moreno <i>Epinephelus marginatus</i>	H&G	3-5 kg/pc	5.01	5.80	Europe CIF	Yemen
	IWP, gutted	> 5	5.01	5.80		
		> 3 kg/pc	5.01	5.80		
White grouper/ Merou blanc/Cherna de ley <i>Epinephelus aeneus</i>	Whole, gutted	3-5 kg/pc	4.45	5.15	Europe CIF	Yemen
		5-10	4.45	5.15		
		> 10	4.45	5.15		
	Whole	1- 2 kg/pc	7.76	8.98 -	Italy FCA	Mauritania
		2- 4	11.90	9.83 -		
		4- 7	12.68	11.30 -		
		7- 10	12.23	11.95 +		
Crimson jobfish Colas fil/Panchito hebra. <i>Pristipomoides filamentosus</i>	Whole, gutted	2- 3 kg/pc	2.98	3.45	Europe CIF	Yemen
		3- 5	2.98	3.45		
		5- 10	2.98	3.45		
Spangled emperor/ Empereur moris/ Emperador relámpago <i>Lethrinus nebulosus</i>	Whole, gutted	1- 2 kg/pc	2.59	3.00	Europe CIF	Yemen
		2-3	2.81	3.25		
		3-5	2.81	3.25		
	IQF, H&G	3- 5	3.97	4.60		
Common dolphinfish (Mahi Mahi)/Coryphène commune/ Lampuga <i>Coryphaena hippurus</i>	Whole, gutted	2-3 kg/pc	2.63	3.05	Europe CIF	Yemen
		3- 5	2.63	3.05		
		5- 10	2.63	3.05		



Fish Species Trade Name	Product Form	Grading	Price per kg		Reference & Area	Origin	
			As stated	EUR USD			
SEABASS/SEABREAM/MEAGRE						August 2018	
Seabass/Bar, Loup/Lubina <i>Dicentrarchus labrax</i>	Fresh - whole farmed	200-300 g/pc	3.70	4.28 -	Greece FOB	Greece	
		300-450	4.20	4.86 -			
		450-600	4.50	5.20 -			
		600-800	5.80	6.71 -			
		800-1000	7.50	8.67 -			
		> 1000	9.50	10.99 =			
		200-300 g/pc	3.90	4.51 -			Italy CIF
		300-450	4.40	5.09 -			
		450-600	4.70	5.44 -			
		600-800	6.00	6.94 -			
	800-1000	7.70	8.90 -				
	200-300 g/pc	9.70	11.22 =				
	Fresh - whole farmed	200-300 g/pc	3.95	4.57 -	France CIF	Greece	
		300-450	4.45	5.15 -			
450-600		4.75	5.49 -				
600-800		6.05	7.00 -				
800-1000		7.75	8.96 -				
> 1000		9.75	11.28 =				
200-300 g/pc		3.94	4.56 -	Spain CIF			
300-450		4.44	5.13 -				
450-600		4.74	5.48 -				
600-800		6.04	6.99 -				
800-1000	7.74	8.95 -					
> 1000	9.74	11.26 =					
Seabass/Bar, Loup/Lubina <i>Dicentrarchus labrax</i>	Fresh - whole farmed	200-300 g/pc	3.97	4.59 -	Germany CIF	Greece	
		300-450	4.47	5.17 -			
		450-600	4.77	5.52 -			
		600-800	6.07	7.02 -			
		800-1000	7.77	8.99 -			
		> 1000	9.77	11.30 =			
		200-300 g/pc	3.95	4.57			Portugal CIF
		300-450	4.45	5.15			
		450-600	4.75	5.49			
		600-800	6.05	7.00			
		800-1000	7.75	8.96			
		> 1000	9.75	11.28			
	200-300 g/pc	4.13	4.78 -	UK CIF			
	300-450	4.63	5.35 -				
	450-600	4.93	5.70 -				
	600-800	6.23	7.20 -				
	800-1000	7.93	9.17 -				
	> 1000	9.93	11.48 =				
200-300 g/pc	3.45	3.99 -	Italy FCA				
300-450	4.13	4.78 -					
450-600	4.41	5.10 -					



Fish Species Trade Name	Product Form	Grading	Price per kg			Reference & Area	Origin	
			As stated	EUR	USD			
SEABASS/SEABREAM/MEAGRE (cont.)								
August 2018								
Seabass/Bar, Loup/Lubina <i>Dicentrarchus labrax</i>		600-800	6.07	7.02 +	Italy FCA	Greece		
		800-1000	7.70	8.90 -				
		1000-1500	9.57	11.07 =				
		1500- 2000	10.66	12.33 =				
		> 2000	13.60	15.73 -				
		Wild	200-300 g/pc	4.50	5.20	Spain CIF	Canary Island (Spain)	
			300-400	4.50	5.20			
			400-600	5.50	6.36			
			600-800	6.50	7.52			
			800-1000	8.00	9.25			
			1000-1500	9.12	10.55			
			1500-20000	12.50	14.46			
			1000-2000 g/pc	10.80	12.49			France
			2000-3000	11.80	13.65			
			3000-4000	14.30	16.54			
Fresh - whole - wild Atlantic	1000-2000 g/pc	na		Italy FCA	Morocco			
	> 2000	na						
	> 3000	na						
Fresh - whole - wild Mediterranean	600-800	11.29	13.06 -	Italy CPT	Egypt			
	800-1000	11.51	13.31 +					
	1000-2000	11.37	13.15 -					
	> 2000	11.48	13.28 -					
Farmed - Orbetello	Large	10.70	12.37 =	FCA	Italy			
	Medium	9.70	11.22 =					
	Small	7.60	8.79					
Gilthead seabream/ Dorade royale/Dorada <i>Sparus aurata</i>	Fresh - whole farmed	200-300 g/pc	4.00	4.63 =	Greece FOB	Greece		
		300-450	4.10	4.74 -				
		450-600	4.30	4.97 -				
		600-800	5.80	6.71 -				
		800-1000	8.00	9.25 =				
		> 1000	10.00	11.56 =				
		200-300 g/pc	4.20	4.86 =	Italy CIF			
		300-450	4.30	4.97 -				
		450-600	4.50	5.20 -				
		600-800	6.00	6.94 -				
		800-1000	8.20	9.48 =				
		> 1000	10.20	11.80 =				
		200-300 g/pc	4.25	4.91 =	France CIF			
		300-450	4.35	5.03 -				
		450-600	4.55	5.26 -				
		600-800	6.05	7.00 -				
		800-1000	8.25	9.54 =				
		> 1000	10.25	11.85 =				



Fish Species Trade Name	Product Form	Grading	Price per kg		Reference & Area	Origin	
			As stated	EUR USD			
SEABASS/SEABREAM/MEAGRE (cont.)						August 2018	
Gilthead seabream/ Dorade royale/Dorada <i>Sparus aurata</i> Pagrus pagrus Diplodus sargus	Fresh - whole farmed	200-300 g/pc	4.24	4.90 =	Spain CIF	Greece	
		300-450	4.34	5.02 -			
		450-600	4.54	5.25 -			
		600-800	6.04	6.99 -			
		800-1000	8.24	9.53 =			
		> 1000	10.24	11.84 =			
		200-300 g/pc	4.27	4.94 =			Germany CIF
		300-450	4.37	5.05 -			
		450-600	4.57	5.29 -			
		600-800	6.07	7.02 -			
		800-1000	8.27	9.56 =			
		> 1000	10.27	11.88 =			
		200-300 g/pc	4.25	4.91 =			Portugal CIF
		300-450	4.35	5.03 -			
		450-600	4.55	5.26 -			
		600-800	6.05	7.00 -			
	800-1000	8.25	9.54 =				
	> 1000	10.25	11.85 =				
	200-300 g/pc	4.43	5.12 =	UK CIF			
	300-450	4.53	5.24 -				
450-600	4.73	5.47 -					
600-800	6.23	7.20 -					
800-1000	8.43	9.75 =					
> 1000	10.43	12.06 =					
wild	wild	600-800 g/pc	14.38	16.63	Italy FCA	Morocco	
		800-1000	17.15	19.83 -			
		1000-2000	20.17	23.33 -			
		> 2000	18.80	21.74 =			
	farmed	farmed	200-300 g/pc	3.96	4.58 -	CPT	Greece
			300-400	4.03	4.66 -		
			400-600	4.04	4.67 -		
	wild	wild	400-600 g/pc	11.26	13.02 -	DAP	Egypt
			600-800	11.58	13.39 -		
			800-1000	11.45	13.24 -		
			1000-2000	11.02	12.74 -		
			600-800 g/pc	17.75	20.53		
			800-1000	18.00	20.82 +		
			300-500 g/pc	7.87	9.10 +		
farmed farmed Orbetello	farmed	Large	10.70	12.37	FCA	Senegal	
		Medium	9.70	11.22			
		Small	7.60	8.79			
	farmed Orbetello	farmed Orbetello	500-700 g/pc	11.46	13.25 +	Portugal	Italy
			700-1000	11.52	13.32 +		
			1000-2000	11.42	13.21 +		
Japanese threadfin bream/ Cohana japonaise/ Baga japonesa <i>Nemipterus japonicus</i>	Whole	100-200 g/pc	1.94	2.25	Vietnam CIF	Yemen	
		200- 300	2.18	2.53			
		300- 500	2.18	2.53			



Fish Species Trade Name	Product Form	Grading	Price per kg		Reference & Area	Origin
			As stated	EUR USD		
SEABASS/SEABREAM/MEAGRE (cont.)						August 2018
Santer seabream/ Denté nufar/Dentón nufar <i>Cheimerius nufar</i>		500-1000 g/pc	6.85	7.92	Italy CPT	Oman
		1000-2000	6.85	7.92		
Meagre/Maigre commun/Corvina <i>Argyrosomus regius</i>	Fresh - Whole farmed	500-1000 g/pc	6.50	7.52	Italy FCA	Greece
		1000-2000	5.00	5.78		
		> 2000	6.25	7.23 +		
		> 3000	7.25	8.38 +		
	wild	> 2000 g/pc	7.57	8.75	CIF CPT	Egypt
		600-800 g/pc	12.00	13.88		
		800-1000	7.21	8.34 -		
		1000-2000	7.32	8.47 -		
Fresh- whole, wild	2000-4000	7.18	8.30 -	France wholesale	France	
	> 1000 g/pc	10.50	12.14 +			



The European Fish Price Report is a monthly GLOBEFISH publication. This issue was prepared by Helga Josupeit, Nada Bougouss, Felix Dent, and Silvio Alejandro Ricardo Catalano Garcia.

PRICE REFERENCE (INCOTERMS 2010)

CFR	Cost and Freight
CIF	Cost, Insurance and Freight
CIP	Carriage and Insurance Paid To
CPT	Carriage Paid To
DAT	Delivered at Terminal
DAP	Delivered at Place
DDP	Delivered Duty Paid
EXW	Ex Works
FCA	Free Carrier
FAS	Free Alongside Ship
FOB	Free on Board

PRODUCT FORM

C&P	Cooked and Peeled
FAS	Frozen at Sea
H&G	Headed and Gutted
HOG	Head on Gutted (salmon)
IQF	Individually Quick Frozen
IWP	Individually Wrapped Pack
PBI	Pinbone In
PBO	Pinbone Off
PD	Peeled and Deveined
PTO	Peeled Tail On
PUD	Peeled, Undeveined

CURRENCY RATES

		US\$	EUR
Canada	CAD	1.31	1.51
Hungary	HUF	280.66	323.82
Norway	NOK	8.35	9.65
USA	USD		1.16
EU	EUR	0.86	
Denmark	DKK	6.45	7.46
Russia	RUR	68.01	78.59

Exchange Rates: 23.8.2018

SYMBOLS

- + Price increased in original currency since last report
- Price decreased in original currency since last report
- = Updated but unchanged price
- * New insertion
- Not updated since last issue

**GLOBEFISH Market Reports are available from the GLOBEFISH web site:
www.fao.org/in-action/globefish**

All rights reserved. No part of FAO/GLOBEFISH European Fish Price Report may be reproduced, stored in a retrieval system, or transmitted in any form or by any means (electronic, mechanical, photocopying or otherwise), without prior permission. Requests for use of this material (including purpose and extent) should be addressed to: GLOBEFISH - Fisheries and Aquaculture Department - Food and Agriculture Organization, Viale delle Terme di Caracalla, 00153 Rome, Italy.



**Food and Agriculture
Organization of the
United Nations**

Food and Agriculture Organization of the United Nations
Fisheries and Aquaculture Policy and Resources Division
Products, Trade and Marketing Branch

Viale delle Terme di Caracalla

00153 Rome, Italy

Tel +39 06 5705 2884

www.fao.org/in-action/globefish

 @FAOfish #FAOglobefish

