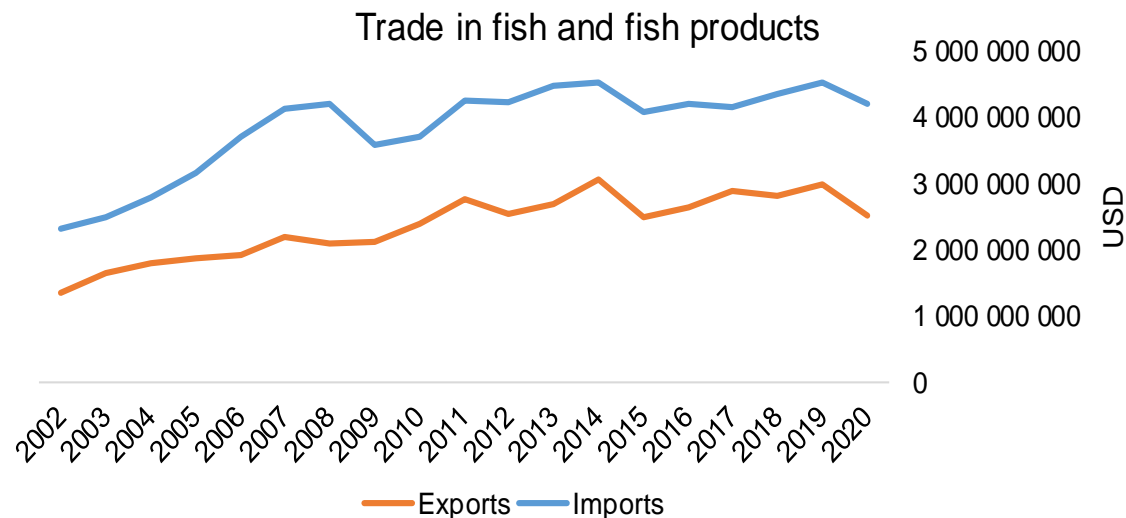




COUNTRY BRIEF

Population	Ease of doing business rank
67 081 000	8th
Length of coastline	Exclusive fishing zone
19 717 km	753 752 km ²
Average GDP growth	GDP per capita
1.69%	USD 41 100



GDP from fisheries

0.03%

Fish available for consumption

N/A

Imports of fish and fish products - 2020

USD 4 211 194 270

Agricultural GDP from fisheries

N/A

Fisheries and aquaculture production

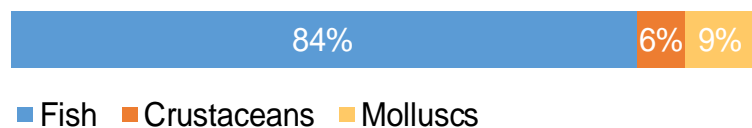
Total	847 043 tonnes
Fisheries	74%
Aquaculture	26%

Exports of fish and fish products - 2020

USD 2 517 506 980

Production and Trade Breakdown


Production by volume



Imports by value



Exports by value



Production - Top 10 Species (Volume)

Rank	Species	Volume (Tonnes)
1 st	Atlantic mackerel	205 676
2 nd	Atlantic salmon	193 051
3 rd	Atlantic herring	76 642
4 th	Blue whiting (Poutassou)	51 589
5 th	Haddock	28 849
6 th	Atlantic cod	24 761
7 th	edible crab	23 818
8 th	Norway lobster	23 649
9 th	Whelk	21 138
10 th	Great Atlantic scallop	21 017

Imports - Top 10 Products (Value)

			USD
1 st	Atlantic, Danube salmon	fresh or chilled; excluding fillets, livers and roes HS 0302.14	479 617 390
2 nd	Tunas, skipjack, bonito	prepared or preserved; whole or in pieces HS 1604.14	467 939 100
3 rd	Cod	frozen fillets HS 0304.71	441 967 960
4 th	Shrimps, prawns	frozen HS 0306.17	386 912 960
5 th	Fish, other than species in 1604	prepared or preserved; whole or in pieces HS 1604.19	241 250 910
6 th	Shrimps, prawns	prepared or preserved, not in airtight containers HS 1605.21	223 330 660
7 th	Flours, meals, pellets. Unfit for human consumption	from fish or aquatic invertebrates HS 2301.20	189 461 820
8 th	Shrimps, prawns	prepared or preserved, in airtight containers HS 1605.29	114 625 240
9 th	Haddock	frozen fillets HS 0304.72	105 884 230
10 th	Fish	prepared or preserved HS 1604.20	87 725 890

Exports - Top 10 Products (Value)


			USD
1 st	Atlantic, Danube salmon	fresh or chilled; excluding fillets, livers and roes HS 0302.14	583 991 110
2 nd	Mackerel	fresh or chilled; excluding fillets, livers and roes HS 0302.44	178 674 860
3 rd	Pacific, Atlantic, Danube salmon	fresh or chilled fillets HS 0304.41	110 868 080
4 th	Mackerel	frozen; excluding fillets, livers and roes HS 0303.54	84 722 180
5 th	Shrimps, prawns	frozen HS 0306.17	69 297 830
6 th	Fish, other than species in 1604	prepared or preserved; whole or in pieces HS 1604.19	66 336 430
7 th	Norway lobsters	live, fresh or chilled HS 0306.34	64 274 940
8 th	Scallops	live, fresh or chilled HS 0307.21	61 959 150
9 th	Pacific, Atlantic, Danube salmon	smoked, including fillets HS 0305.41	59 791 230
10 th	Animal feed	of fish, marine invertebrates or mammals HS 2309.90	56 600 880

Established in 1984, GLOBEFISH is a multi-donor funded project in the Fisheries Division of the Food and Agriculture Organization of the United Nations (FAO), responsible for providing up-to-date market and trade information on fish and fish products.

[Visit our website](#)

[Subscribe to our newsletter](#) or [email us](#)

Recent Publications



[Globefish Highlights](#)

Our flagship publication, focused on prices and analysis of market trends covering a variety of major commodities. Released quarterly.



[Chinese Fish Price Report](#)

Comprehensive coverage of Chinese price trends, market information for commercially significant species, along with industry news and policy updates. Released quarterly.



[European Price Report](#)

Market and price analysis for fish and fish products in the European market. Released monthly.



This is the second edition of the GLOBEFISH Market Profiles produced for this country, and was made at the beginning of 2023.

These profiles are based on nationally reported data or information published by international agencies. As the profile is intended to reflect the most up to date information available, reporting years may vary between sections and commodities.

The designations employed and the presentation of material in this information product do not imply the expression of any opinion whatsoever on the part of FAO concerning the legal or constitutional status of any country, territory or sea area, or the delimitation of frontiers or boundaries.

The data herein presented is compiled by FAO staff at the time of its production, "as is" and "as available", and every effort is made to ensure, but not guarantee, their timeliness, accuracy and completeness. FAO assumes no responsibility for errors and omissions in the data provided. Users are, however, kindly asked to report any errors or deficiencies in this product to FAO GLOBEFISH (globefish@fao.org).

Please note

Re-exports and re-imports are not included. The term N/A has been used to indicate that information was not found in the indicated sources. The classification of fish and fish products as either processed or unprocessed is very broad and is intended for indicative purposes only.

[HS codes for fish and fish products](#)

International trade codes for fish and fish products in a user friendly format.



Sources and time periods:

-Fishing and aquaculture production (2020):
FAO's [Global Fishery and Aquaculture Production Statistics](#)

-Fish available for consumption (2017):
FAO's [Fishery and Aquaculture Statistics 2019](#)

-Population (2020), GDP Growth (2016-2020), GDP per Capita (2020):
IMF's [World Economic Outlook Databases](#)

-Imports, Exports and Share of Trade (2020):
FAO's [Global Fishery and Aquaculture Commodities Statistics](#)

-GDP, GDP from fisheries, GDP from agriculture (2020):
World Bank's [World Development Indicators](#),
OECD's [National Accounts Statistics](#) or
UNSD's [National Accounts](#)

-Ease of doing business (2020):
World Bank's [Ease of Doing Business](#) ranking

-Length of Coastline, Exclusive Economic Zone, Exclusive Fishing Zone (2003):
UNEP's [Global Environment Outlook](#)

[GLOBEFISH](#)

Explore more market information on the GLOBEFISH website



[European Price Dashboard](#)

Hundreds of prices, updated every Monday

