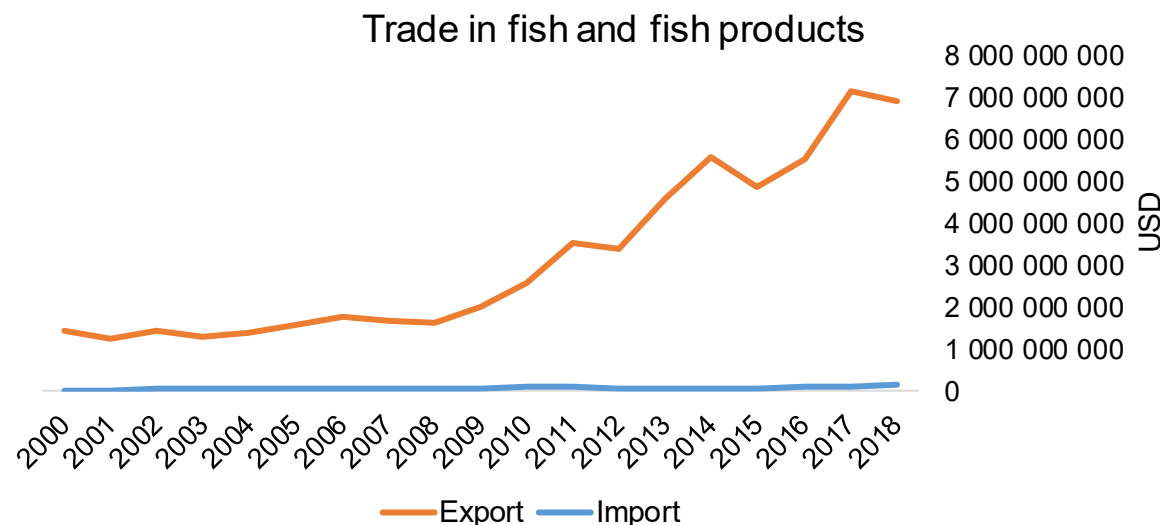




## COUNTRY BRIEF

Population	Ease of doing business rank
1 338 676 780	85th
Length of coastline	Exclusive economic zone
17 181 km	2 103 420 km <sup>2</sup>
Average GDP growth	GDP per capita
11.07%	USD 2 055



GDP from fisheries

1.03%

Fish available for consumption

6.9 kg/capita

Imports of fish and fish products - 2018

USD 130 859 000

Agricultural GDP from fisheries

6.58%

Fisheries and aquaculture production

Total 12 496 253 tonnes

Fisheries 43%

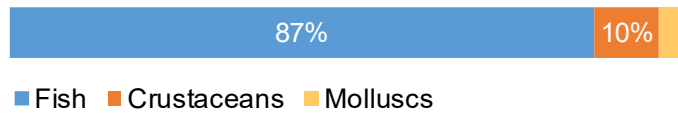
Aquaculture 57%

Exports of fish and fish products - 2018

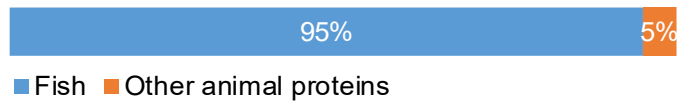
USD 6 929 760 000

## Production and Trade Breakdown

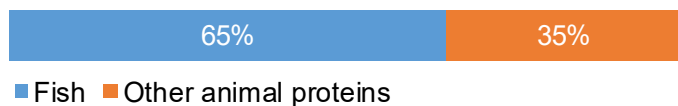
### Production by volume



### Imports by value



### Exports by value



## Production - Top 10 Species (Volume)

Rank	Species	Volume (Tonnes)
1 <sup>st</sup>	Catla	2 880 000
2 <sup>nd</sup>	Freshwater fishes nei	1 643 255
3 <sup>rd</sup>	Roho labeo	1 116 000
4 <sup>th</sup>	Cyprinids nei	692 715
5 <sup>th</sup>	Whiteleg shrimp	622 000
6 <sup>th</sup>	Striped catfish	523 000
7 <sup>th</sup>	Silver carp	444 000
8 <sup>th</sup>	Indian mackerel	286 056
9 <sup>th</sup>	Giant tiger prawn	251 154
10 <sup>th</sup>	Clupeoids nei	241 049

## Imports - Top 10 Products (Value)

			USD
1 <sup>st</sup>	Shrimps, prawns	frozen	24 943 000
		HS 0306.17	
2 <sup>nd</sup>	Flours, meals, pellets. Unfit for human consumption	from fish or aquatic invertebrates	24 892 000
		HS 2301.20	
3 <sup>rd</sup>	Catfish	frozen fillets	19 100 000
		HS 0304.62	
4 <sup>th</sup>	Shrimps, prawns	frozen; cold-water species	14 009 000
		HS 0306.16	
5 <sup>th</sup>	Fish, other than species in 0302	fresh or chilled; excluding fillets, livers and roes	8 321 000
		HS 0302.89	
6 <sup>th</sup>	Fish fats or oils and fractions thereof	not chemically modified or from fish-livers	4 804 000
		HS 1504.20	
7 <sup>th</sup>	Fish, other than species in 0303	frozen; excluding fillets, livers and roes	4 786 000
		HS 0303.89	
8 <sup>th</sup>	Squid, cuttlefish	frozen	3 555 000
		HS 0307.43	
9 <sup>th</sup>	Nile perch, snakeheads	fresh or chilled; excluding fillets, livers and roes	2 987 000
		HS 0302.79	
10 <sup>th</sup>	Fish	live	2 841 000
		HS 0301.99	

## Exports - Top 10 Products (Value)

			USD
1 <sup>st</sup>	Shrimps, prawns	frozen	4 363 894 000
		HS 0306.17	
2 <sup>nd</sup>	Squid, cuttlefish	frozen	643 606 000
		HS 0307.43	
3 <sup>rd</sup>	Fish, other than species in 0303	frozen; excluding fillets, livers and roes	402 117 000
		HS 0303.89	
4 <sup>th</sup>	Fish, other than species in 0304	frozen meat; excluding fillets, livers and roes	249 376 000
		HS 0304.99	
5 <sup>th</sup>	Shrimps, prawns	prepared or preserved, in airtight containers	226 333 000
		HS 1605.29	
6 <sup>th</sup>	Fish, other than species in 0303.5	frozen; excluding fillets, livers and roes	137 559 000
		HS 0303.59	
7 <sup>th</sup>	Flours, meals, pellets. Unfit for human consumption	from fish or aquatic invertebrates	106 534 000
		HS 2301.20	
8 <sup>th</sup>	Shrimps, prawns	prepared or preserved, not in airtight containers	96 268 000
		HS 1605.21	
9 <sup>th</sup>	Fish heads, tails, maws	dried, smoked, salted or in brine	65 415 000
		HS 0305.72	
10 <sup>th</sup>	Crabs	live, fresh or chilled	61 643 000
		HS 0306.33	

# A GLOBEFISH Product

# Information, Disclaimer


# Sources

Established in 1984, GLOBEFISH is a multi-donor funded project in the Fisheries Division of the Food and Agriculture Organization of the United Nations (FAO), responsible for providing up-to-date market and trade information on fish and fish products.

[Visit our website](#)


[Subscribe to our newsletter](#) or [email us](#)

## Recent Publications



### [Globefish Highlights, 1/2021](#)

Our flagship publication, focused on prices and analysis of market trends covering a variety of major commodities. Released quarterly.



### [Chinese Fish Price Report, 3/2020](#)

Comprehensive coverage of Chinese price trends, market information for commercially significant species, along with industry news and policy updates. Released quarterly.



### [European Price Report, 4/2021](#)

Market and price analysis for fish and fish products in the European market. Released monthly.



This is the first edition of the GLOBEFISH Market Profiles produced for this country, and was made at the beginning of 2021.

These profiles are based on nationally reported data or information published by international agencies. As the profile is intended to reflect the most up to date information available, reporting years may vary between sections and commodities.

The designations employed and the presentation of material in this information product do not imply the expression of any opinion whatsoever on the part of FAO concerning the legal or constitutional status of any country, territory or sea area, or the delimitation of frontiers or boundaries.

The data herein presented is compiled by FAO staff at the time of its production, "as is" and "as available," and every effort is made to ensure, but not guarantee, their timeliness, accuracy and completeness. FAO assumes no responsibility for errors and omissions in the data provided. Users are, however, kindly asked to report any errors or deficiencies in this product to FAO GLOBEFISH ([globefish@fao.org](mailto:globefish@fao.org)).

### Please note

Re-exports and re-imports are not included.

The term N/A has been used to indicate that information was not found in the indicated sources. The classification of fish and fish products as either processed or unprocessed is very broad, and is intended for indicative purposes only.

### [HS codes for fish and fish products](#)

International trade codes for fish and fish products in a user friendly format.



Sources and time periods:

-Fishing and aquaculture production (2018):  
FAO's [Global Fishery and Aquaculture Production Statistics](#)

-Fish available for consumption (2017):  
FAO's [Fishery and Aquaculture Statistics 2016](#)

-Population (2018), GDP Growth (2013-2018), GDP per Capita (2018):  
IMF's [World Economic Outlook Databases](#)

-Imports, Exports and Share of Trade (2000-2018):  
FAO's [Global Fishery and Aquaculture Commodities Statistics](#)

-GDP, GDP from fisheries, GDP from agriculture (2018):  
World Bank's [World Development Indicators](#),  
OECD's [National Accounts Statistics](#) or  
UNSD's [National Accounts](#)

-Ease of doing business (2018):  
World Bank's [Ease of Doing Business](#) ranking

-Length of Coastline, Exclusive Economic Zone, Exclusive Fishing Zone (2003):  
UNEP's [Global Environment Outlook](#)

### [GLOBEFISH](#)

Explore more market information on the GLOBEFISH website



### [GLOBEFISH on ISSUU](#)

Read GLOBEFISH publications on ISSUU

