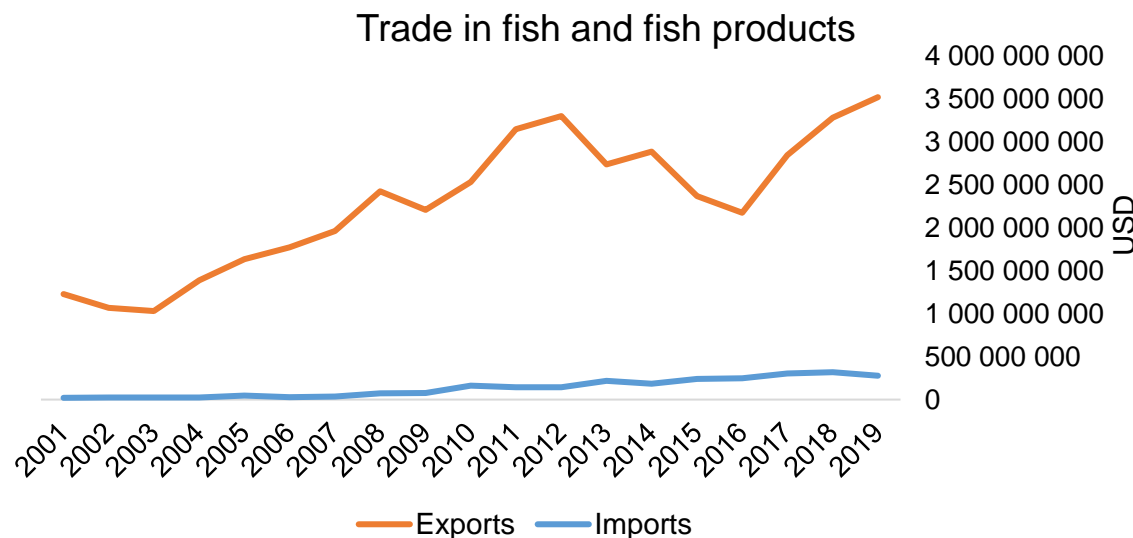




## COUNTRY BRIEF

Population	Ease of doing business rank
33 162 000	69th
Length of coastline	Exclusive fishing zone
3 362 km	746 525 km²
Average GDP growth	GDP per capita
5.99%	USD 7 028



GDP from fisheries

0.53%

Fish available for consumption

25.1 kg/capita

Imports of fish and fish products - 2019

USD 280 031 200

Agricultural GDP from fisheries

7.91%

Fisheries and aquaculture production

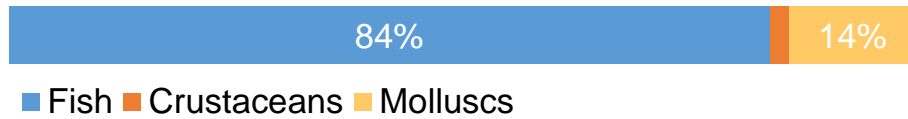
Total	4 976 237 tonnes
Fisheries	97%
Aquaculture	3%

Exports of fish and fish products - 2019

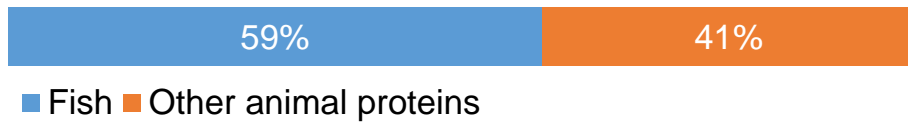
USD 3 517 657 730

## Production and Trade Breakdown

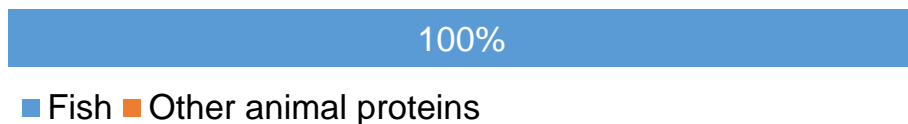
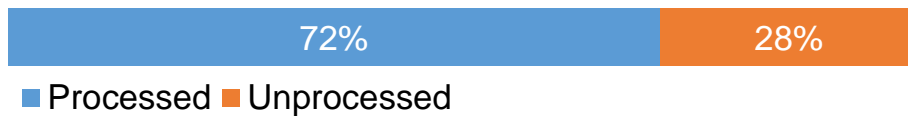
### Production by volume



### Imports by value



### Exports by value



## Production - Top 10 Species (Volume)

Rank	Species	Volume (Tonnes)
1 <sup>st</sup>	Anchoveta (Peruvian anchovy)	3 504 610
2 <sup>nd</sup>	Jumbo flying squid	526 902
3 <sup>rd</sup>	Chilean jack mackerel	139 754
4 <sup>th</sup>	Peruvian calico scallop	107 453
5 <sup>th</sup>	Eastern Pacific bonito	82 866
6 <sup>th</sup>	Marine fishes nei	73 076
7 <sup>th</sup>	Pacific chub mackerel	55 521
8 <sup>th</sup>	South Pacific hake	54 604
9 <sup>th</sup>	Rainbow trout	50 900
10 <sup>th</sup>	Whiteleg shrimp	50 820

## Imports - Top 10 Products (Value)

			USD
1 <sup>st</sup>	Tunas, skipjack, bonito	prepared or preserved; whole or in pieces HS 1604.14	104 049 950
2 <sup>nd</sup>	Shrimps, prawns	frozen HS 0306.17	40 822 010
3 <sup>rd</sup>	Skipjack, stripe-bellied bonito	frozen; excluding fillets, livers and roes HS 0303.43	23 327 810
4 <sup>th</sup>	Jack, horse mackerel	frozen; excluding fillets, livers and roes HS 0303.55	23 104 950
5 <sup>th</sup>	Shrimps, prawns	live, fresh or chilled HS 0306.36	13 521 620
6 <sup>th</sup>	Tilapias	frozen fillets HS 0304.61	12 326 530
7 <sup>th</sup>	Fish, other than species in 0302	fresh or chilled; excluding fillets, livers and roes HS 0302.89	7 366 740
8 <sup>th</sup>	Yellowfin tunas	frozen; excluding fillets, livers and roes HS 0303.42	5 964 610
9 <sup>th</sup>	Catfish	frozen fillets HS 0304.62	4 821 230
10 <sup>th</sup>	Fish fats or oils and fractions thereof	not chemically modified or from fish-livers HS 1504.20	4 240 960

## Exports - Top 10 Products (Value)


			USD
1 <sup>st</sup>	Flours, meals, pellets. Unfit for human consumption	from fish or aquatic invertebrates HS 2301.20	1 526 448 590
2 <sup>nd</sup>	Squid, cuttlefish	frozen HS 0307.43	603 840 500
3 <sup>rd</sup>	Fish fats or oils and fractions thereof	not chemically modified or from fish-livers HS 1504.20	419 928 360
4 <sup>th</sup>	Squid, cuttlefish	prepared or preserved HS 1605.54	262 040 060
5 <sup>th</sup>	Shrimps, prawns	frozen HS 0306.17	230 927 290
6 <sup>th</sup>	Scallops	frozen HS 0307.22	61 288 490
7 <sup>th</sup>	Tunas, skipjack, bonito	prepared or preserved; whole or in pieces HS 1604.14	41 095 120
8 <sup>th</sup>	Anchovies	prepared or preserved; whole or in pieces HS 1604.16	40 328 780
9 <sup>th</sup>	Jack, horse mackerel	frozen; excluding fillets, livers and roes HS 0303.55	38 812 650
10 <sup>th</sup>	Fish, other than species in 0304	frozen fillets HS 0304.89	28 656 660

Established in 1984, GLOBEFISH is a multi-donor funded project in the Fisheries Division of the Food and Agriculture Organization of the United Nations (FAO), responsible for providing up-to-date market and trade information on fish and fish products.

[Visit our website](#)

[Subscribe to our newsletter](#) or [email us](#)

## Recent Publications



### [Globefish Highlights](#)

Our flagship publication, focused on prices and analysis of market trends covering a variety of major commodities. Released quarterly.



### [Chinese Fish Price Report](#)

Comprehensive coverage of Chinese price trends, market information for commercially significant species, along with industry news and policy updates. Released quarterly.



### [European Price Report](#)

Market and price analysis for fish and fish products in the European market. Released monthly.



This is the second edition of the GLOBEFISH Market Profiles produced for this country, and was made at the beginning of 2022.

These profiles are based on nationally reported data or information published by international agencies. As the profile is intended to reflect the most up to date information available, reporting years may vary between sections and commodities.

The designations employed and the presentation of material in this information product do not imply the expression of any opinion whatsoever on the part of FAO concerning the legal or constitutional status of any country, territory or sea area, or the delimitation of frontiers or boundaries.

The data herein presented is compiled by FAO staff at the time of its production, "as is" and "as available", and every effort is made to ensure, but not guarantee, their timeliness, accuracy and completeness. FAO assumes no responsibility for errors and omissions in the data provided. Users are, however, kindly asked to report any errors or deficiencies in this product to FAO GLOBEFISH ([globefish@fao.org](mailto:globefish@fao.org)).

### **Please note**

Re-exports and re-imports are not included.

The term N/A has been used to indicate that information was not found in the indicated sources. The classification of fish and fish products as either processed or unprocessed is very broad, and is intended for indicative purposes only.

### [HS codes for fish and fish products](#)

International trade codes for fish and fish products in a user friendly format.



Sources and time periods:

-Fishing and aquaculture production (2019):  
FAO's [Global Fishery and Aquaculture Production Statistics](#)

-Fish available for consumption (2017):  
FAO's [Fishery and Aquaculture Statistics 2019](#)

-Population (2019), GDP Growth (2015-2019), GDP per Capita (2019):  
IMF's [World Economic Outlook Databases](#)

-Imports, Exports and Share of Trade (2000-2019):  
FAO's [Global Fishery and Aquaculture Commodities Statistics](#)

-GDP, GDP from fisheries, GDP from agriculture (2019):  
World Bank's [World Development Indicators](#),  
OECD's [National Accounts Statistics](#) or  
UNSD's [National Accounts](#)

-Ease of doing business (2019):  
World Bank's [Ease of Doing Business](#) ranking

-Length of Coastline, Exclusive Economic Zone, Exclusive Fishing Zone (2003):  
UNEP's [Global Environment Outlook](#)

### [GLOBEFISH](#)

Explore more market information on the GLOBEFISH website



### [GLOBEFISH on ISSUU](#)

Read GLOBEFISH publications on ISSUU

