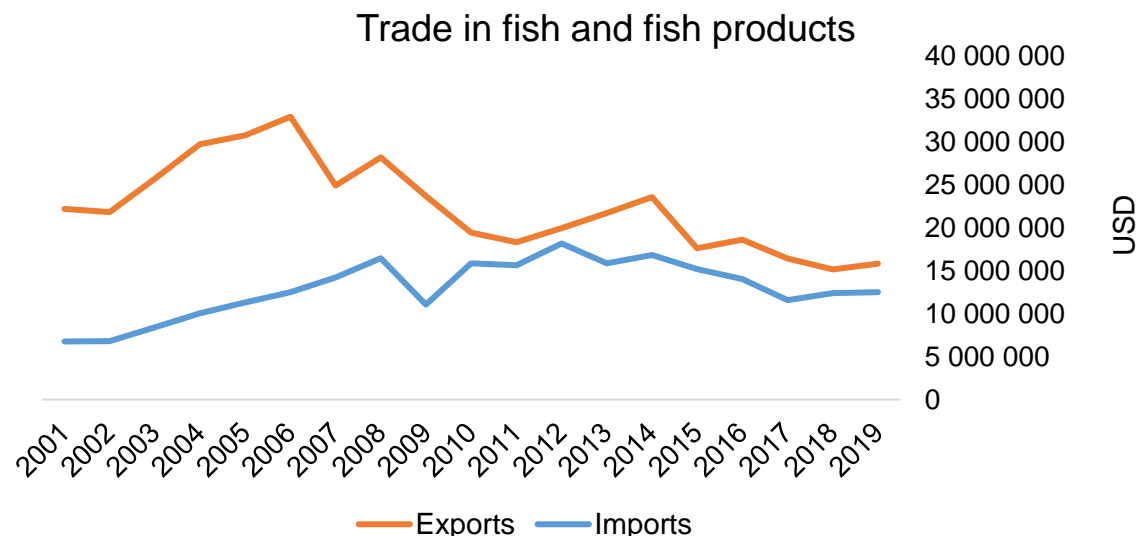




COUNTRY BRIEF

| | |
|---------------------|-----------------------------|
| Population | Ease of doing business rank |
| N/A | N/A |
| Length of coastline | Exclusive economic zone |
| 3 624 km | 1 347 960 km ² |
| Average GDP growth | GDP per capita |
| N/A | USD 33 380 |



GDP from fisheries

N/A

Fish available for consumption

24.1 kg/capita

Imports of fish and fish products - 2019

USD 12 496 760

Agricultural GDP from fisheries

N/A

Fisheries and aquaculture production

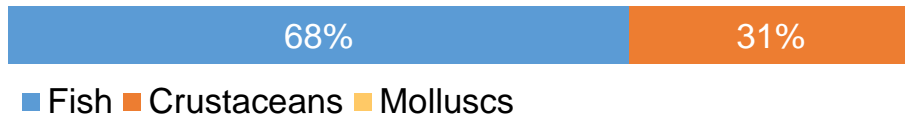
| | |
|-------------|--------------|
| Total | 5 224 tonnes |
| Fisheries | 71% |
| Aquaculture | 29% |

Exports of fish and fish products - 2019


USD 15 805 810

Production and Trade Breakdown

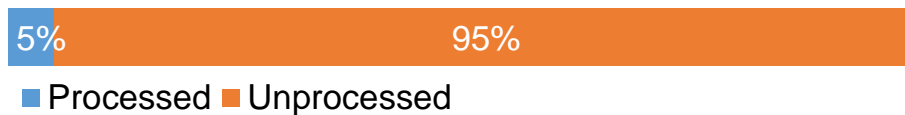
Production by volume



Imports by value



Exports by value



Production - Top 10 Species (Volume)

| Rank | Species | Volume (Tonnes) |
|------------------|------------------------|-----------------|
| 1 st | Albacore | 2 011 |
| 2 nd | Blue shrimp | 1 444 |
| 3 rd | Yellowfin tuna | 678 |
| 4 th | Sea cucumbers nei | 279 |
| 5 th | Blue shark | 204 |
| 6 th | Mullets nei | 147 |
| 7 th | Marine crustaceans nei | 86 |
| 8 th | Striped marlin | 84 |
| 9 th | Bigeye tuna | 40 |
| 10 th | Sandfish | 39 |

Imports - Top 10 Products (Value)

| | | | USD |
|------------------|---|---|-----------|
| 1 st | Sardines, sardinella, brisling or sprats | prepared or preserved; whole or in pieces HS 1604.13 | 2 248 020 |
| 2 nd | Flours, meals, pellets. Unfit for human consumption | from fish or aquatic invertebrates HS 2301.20 | 1 640 200 |
| 3 rd | Oysters | live, fresh or chilled HS 0307.11 | 1 272 180 |
| 4 th | Fish | prepared or preserved HS 1604.20 | 1 020 960 |
| 5 th | Sardines, sardinella, brisling or sprats | frozen; excluding fillets, livers and roes HS 0303.53 | 740 020 |
| 6 th | Pacific, Atlantic, Danube salmon | frozen fillets HS 0304.81 | 732 070 |
| 7 th | Pacific, Atlantic, Danube salmon | smoked, including fillets HS 0305.41 | 689 210 |
| 8 th | Fish, other than species in 1604 | prepared or preserved; whole or in pieces HS 1604.19 | 470 190 |
| 9 th | Fish, other than species in 0304 | frozen meat; excluding fillets, livers and roes HS 0304.99 | 386 730 |
| 10 th | Squid, cuttlefish | frozen HS 0307.43 | 283 100 |

Exports - Top 10 Products (Value)

| | | | USD |
|------------------|--|--|------------|
| 1 st | Shrimps, prawns | frozen HS 0306.17 | 12 569 210 |
| 2 nd | Yellowfin tunas | fresh or chilled; excluding fillets, livers and roes HS 0302.32 | 1 511 850 |
| 3 rd | Molluscs | dried, smoked, salted or in brine HS 0307.99 | 395 660 |
| 4 th | Albacore or longfinned tunas | frozen; excluding fillets, livers and roes HS 0303.41 | 274 340 |
| 5 th | Albacore or longfinned tunas | fresh or chilled; excluding fillets, livers and roes HS 0302.31 | 212 410 |
| 6 th | Tunas, skipjack, stripe-bellied bonito | frozen fillets HS 0304.87 | 175 000 |
| 7 th | Non-freshwater ornamental fish | live HS 0301.19 | 170 060 |
| 8 th | Fish | fresh or chilled fillets HS 0304.49 | 167 590 |
| 9 th | Bigeye tunas | fresh or chilled; excluding fillets, livers and roes HS 0302.34 | 116 000 |
| 10 th | Shrimps, prawns | frozen; cold-water species HS 0306.16 | 105 420 |

Established in 1984, GLOBEFISH is a multi-donor funded project in the Fisheries Division of the Food and Agriculture Organization of the United Nations (FAO), responsible for providing up-to-date market and trade information on fish and fish products.

[Visit our website](#)

[Subscribe to our newsletter](#) or [email us](#)

Recent Publications



[Globefish Highlights](#)

Our flagship publication, focused on prices and analysis of market trends covering a variety of major commodities. Released quarterly.



[Chinese Fish Price Report](#)

Comprehensive coverage of Chinese price trends, market information for commercially significant species, along with industry news and policy updates. Released quarterly.



[European Price Report](#)

Market and price analysis for fish and fish products in the European market. Released monthly.



This is the second edition of the GLOBEFISH Market Profiles produced for this country, and was made at the beginning of 2022.

These profiles are based on nationally reported data or information published by international agencies. As the profile is intended to reflect the most up to date information available, reporting years may vary between sections and commodities.

The designations employed and the presentation of material in this information product do not imply the expression of any opinion whatsoever on the part of FAO concerning the legal or constitutional status of any country, territory or sea area, or the delimitation of frontiers or boundaries.

The data herein presented is compiled by FAO staff at the time of its production, "as is" and "as available", and every effort is made to ensure, but not guarantee, their timeliness, accuracy and completeness. FAO assumes no responsibility for errors and omissions in the data provided. Users are, however, kindly asked to report any errors or deficiencies in this product to FAO GLOBEFISH (globefish@fao.org).

Please note

Re-exports and re-imports are not included.

The term N/A has been used to indicate that information was not found in the indicated sources. The classification of fish and fish products as either processed or unprocessed is very broad, and is intended for indicative purposes only.

[HS codes for fish and fish products](#)

International trade codes for fish and fish products in a user friendly format.



Sources and time periods:

-Fishing and aquaculture production (2019):
FAO's [Global Fishery and Aquaculture Production Statistics](#)

-Fish available for consumption (2017):
FAO's [Fishery and Aquaculture Statistics 2019](#)

-Population (2019), GDP Growth (2015-2019), GDP per Capita (2019):
IMF's [World Economic Outlook Databases](#)

-Imports, Exports and Share of Trade (2000-2019):
FAO's [Global Fishery and Aquaculture Commodities Statistics](#)

-GDP, GDP from fisheries, GDP from agriculture (2019):
World Bank's [World Development Indicators](#),
OECD's [National Accounts Statistics](#) or
UNSD's [National Accounts](#)

-Ease of doing business (2019):
World Bank's [Ease of Doing Business](#) ranking

-Length of Coastline, Exclusive Economic Zone, Exclusive Fishing Zone (2003):
UNEP's [Global Environment Outlook](#)

[GLOBEFISH](#)

Explore more market information on the GLOBEFISH website



[GLOBEFISH on ISSUU](#)

Read GLOBEFISH publications on ISSUU

