



Food and Agriculture
Organization of the
United Nations

EUROPEAN PRICE REPORT



Latest trends

Purchasing in anticipation of the Christmas season is already in full swing, prompted by widespread concern over potential delays due to various logistical issues. Prices are rising rapidly on the back of tight supply generally and an improved demand outlook for the upcoming festive season, which will see a welcome return to dining out. Higher fuel prices in addition to the high cost of containers are additional contributors to widespread price gains.

For some seafood products, prices have increased by over 30 percent in just three months, and further increases are likely before Christmas arrives. In general, prices of aquaculture products have remained relatively stable, but wild fish have become increasingly expensive.

The Italian market is suffering from strikes in the port and transport sector taking place as a reaction to the government's decision to impose the Green Pass for all working places from 15 October onward. There is a concern that the food sector will shortly come to a complete stop.

GROUND FISH

In Russia there are signs that the supply of H&G Alaska pollock is drying up due to decreasing catches in the Bering Sea. Prices are likely to increase significantly over the coming months.

October 2021
10/2021

Index for prices

| | |
|-------------------------|----|
| Groundfish | 9 |
| Flatfish | 11 |
| Tuna | 12 |
| Small Pelagics | 12 |
| Cephalopods | 13 |
| Crustaceans | 15 |
| Bivalves | 16 |
| Salmon | 17 |
| Trout | 18 |
| Freshwater fish | 18 |
| Non Traditional Species | 18 |
| Seabass-Seabream-Meagre | 19 |

The European Fish Price Report, based on information supplied by industry correspondents, aims to provide guidance on broad price trends. Price information is indicative and should be used only for forecasting medium- and long-term trends. FAO is not responsible for any errors or omissions.

GROUND FISH (cont.)

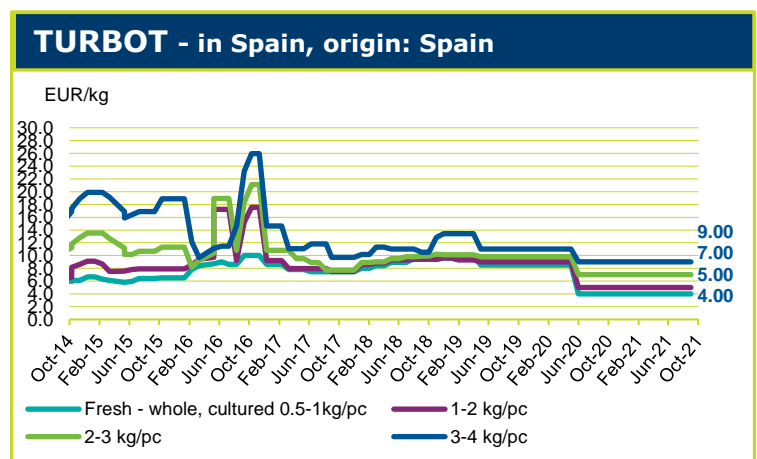
The 2022 quota of cod in the Barents Sea for Russia and Norway was set at 708 480 tonnes, a cut of 20 percent from the 2021 quota. This is in line with the recommendation of the International Council for the Exploration of the Sea. The Norwegian quota for 2022 will be 321 600 tonnes. Meanwhile, the 2022 haddock quota is set at 178 500 tonnes, 23 percent less than in 2021. The Norwegian share will be 88 130 tonnes. These cuts in allowed catch are likely to trigger further increases in prices for both cod and haddock.

Exports of dried cod from Norway recovered somewhat in 2021 but are still far below the 2019 figures. In the first nine months of the year, export earnings from dried cod for Norway were USD 216 million, compared with USD 210 million and USD 270 million in the same period of 2020 and 2019 respectively. This rather slow recovery is due to a combination of lower catches and bad weather conditions during the 2021 summer which did not allow the traditional drying of cod. The main consuming country of this product is Portugal, which absorbs over 55 percent of total Norwegian exports, followed by Italy.

Meanwhile, Norwegian exports of salted cod declined in the first nine months of 2021, to USD 87 million, compared with USD 96 million and USD 103 million in the same period of 2020 and 2019 respectively. Portugal is by far the top importer of this product, accounting for 84 percent of total Norwegian exports. The decline in export earnings was mainly caused by reduced prices of wet salted cod products, which declined from USD 6.80 per kg in 2019, to USD 6.60 per kg in 2020 and then to USD 5.80 per kg in 2021.

Consumption of wet-salted cod fillets from frozen raw material (*Gadus macrocephalus*), and wet-salted cod fillets (*Gadus morhua*) from fresh raw material of Faroese and Icelandic origin is increasing, supported by ever growing South-European demand. Raw material supply remains difficult, however, and this is reflected in the price, which has been growing over the past weeks and is likely to continue that way until Christmas when consumption will be at its peak. In addition to the general rise in costs, there have been some logistical issues as the international transportation networks continue to be affected by delays.

Demand for cultured turbot in Spain is reportedly stable and prices are steady. Since last October, prices have stabilised at very low levels for all the major sizes.



TUNA - BILLFISHES

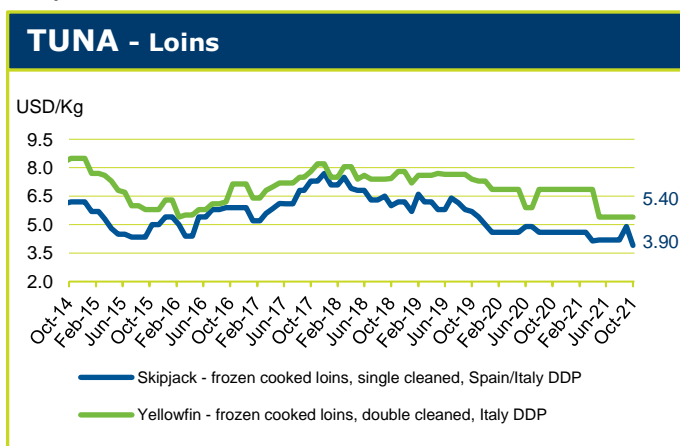
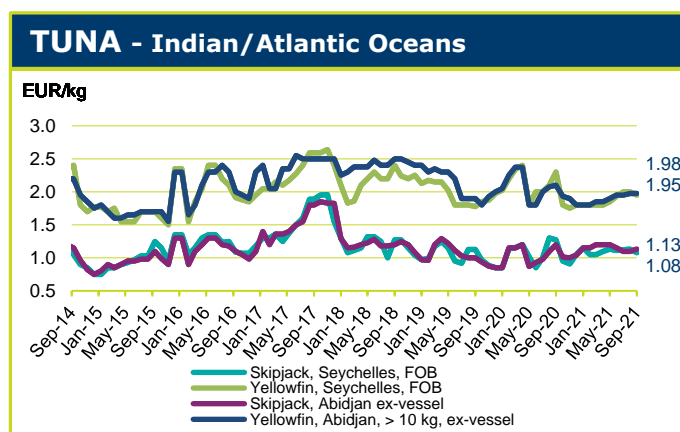
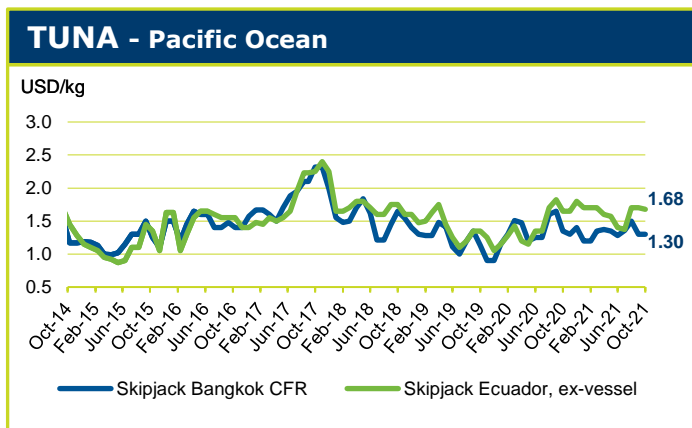
The fish aggregating device (FAD) closure in the Western and Central Pacific (WCP) ended on 30 September, but fishing has been affected by bad weather and continues to be very poor. This has led to a reduction in carrier landings in Thailand and Thai canneries continue to operate at reduced production capacity. Skipjack prices remain steady as fishing has not improved after the FAD closure as widely expected.

Fishing in the Indian Ocean has been moderate. Some fishing boats have begun to tie up as they have exhausted the IOTC yellowfin quota for this year. Raw material inventories at local canneries remain at moderate levels. Skipjack prices continues to fall but yellowfin prices have increased.

Fishing in the Atlantic Ocean is reported to be spotty while raw material inventories at local canneries remain moderate. Skipjack prices have decreased while yellowfin prices remain steady.

The first 72-day IATTC 'veda' concluded on 8 October and the second 'veda' will start on 9 November. About 51 percent of the Eastern Pacific Ocean fleet has opted to tie up during the second 'veda'. Fishing is reported to be moderate and material inventories at local canneries remain at moderate levels as well. The price for Ecuadorian, EU-eligible skipjack and yellowfin has fallen slightly.

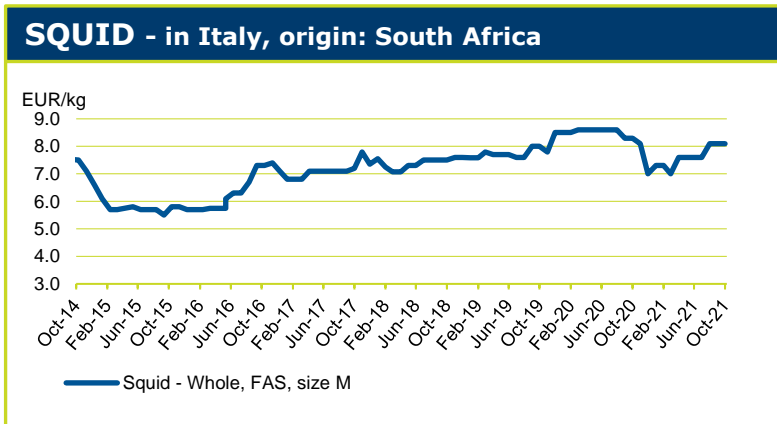
European prices for skipjack and yellowfin have dropped to EUR 1 200 and EUR 2 100 CFR Spain levels respectively due to poor demand. Meanwhile, the market price for cooked, single cleaned skipjack loins has fallen to EUR 3 900, DDP Spain.



CEPHALOPODS

Octopus fishing in Indonesia has been poor recently and landings have been disappointing. As a result, supply is quite limited for all octopus packers in the country and prices are rising. Supply is likely to improve towards the end of October as the fishing should pick up in a number of regions, including South Island Java, Sumatra and Sumbawa. However, this is not expected to be sufficient to counterbalance current demand and further price increases are likely.

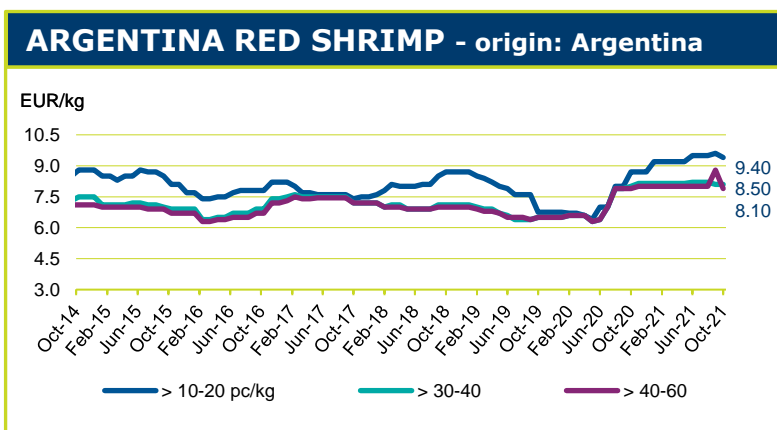
Squid imports into Spain bounced back after the pandemic year of 2020. In the first eight months of 2021, some 175 000 tonnes were imported, compared with 139 000 tonnes and 188 000 tonnes in the same period of 2020 and 2019 respectively. The Falkland Islands (Malvinas) remains the main supplier, but Peru succeeded in increasing its exports of squid to 36 600 tonnes in 2021, up from 22 000 tonnes in 2020. Peruvian exports are comprised mainly of giant squid, a product which fetches a far lower prices than Illex squid from the South West Atlantic. In 2021, the price of the Peruvian product averaged around USD 2.20 per kg, while Illex squid was selling for USD 3.50 per kg.



CRUSTACEANS

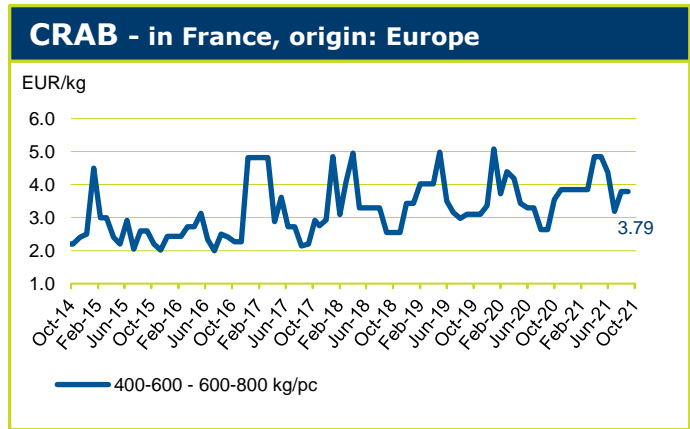
The offshore shrimp fishery in Argentina has come to an end, while the coastal shrimp fishery is delayed due to bad weather. As a result, inventories of shrimp in Argentina are low. Combined with the difficulty and cost of finding containers for shipments to Europe, this is pushing shrimp prices upwards. In Europe, the purchasing of shrimp for the Christmas period is in full swing, resulting in very strong demand.

Indonesian shrimp producers are reporting some limited increases in supply, especially for the larger sizes. Demand remains high, but suppliers are struggling with the shortage of containers, particularly for the transport of shrimp to the United States of America. Freight costs have been rising rapidly and



are predicted to remain high at least until the end of this year. Indonesian producers are hesitant to stock ponds without more certainty as to the market outlook, meaning that supply is likely to remain tight and high prices can be expected to continue.

Crab and lobster sales are benefiting from the reopening of full-service restaurants and an improved tourism sector. Prices are holding above last year's levels, pointing to supply – demand tension which should continue as processors and live lobster ponds build stocks for end-of-year sales. The Rungis wholesale selling price dropped slightly in September but is still above the same period last year.

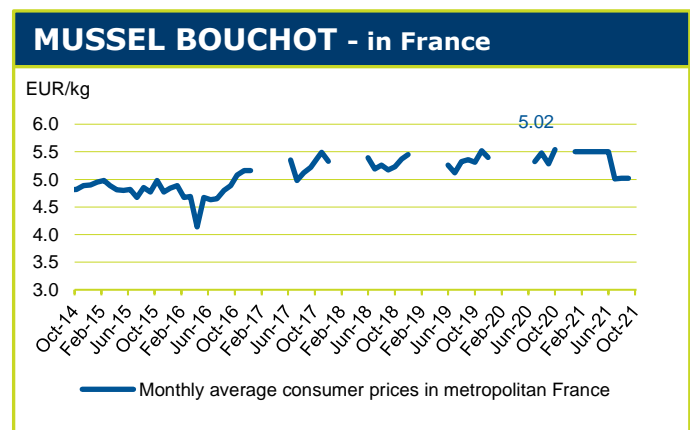


BIVALVES

France has lifted restrictions on restaurants which can now operate at full capacity both outside and inside, since 30 June. Since the 9 August, restaurants are required to verify that customers have a digital COVID-19 certificate for indoor dining. Over 85 percent of the French population (aged over 12 years) have been vaccinated, with the result that the Green Pass certificate is reasonably well accepted.

The French bouchot mussel season is well underway since the opening of the Baie du Mont-Saint-Michel AOP season on 23 July. The Dutch mussel is also in full season, but the French market remains largely dominated by Bouchot mussels and rope mussels.

An exceptionally cool summer has led to slower growth rates and potential strains on shellfish supply, especially for certain oyster grades, which may be felt towards the end of the year. Christmas is typically one of the peak consumption periods of oysters, so supply problems are likely to lead to higher prices.



SMALL PELAGICS

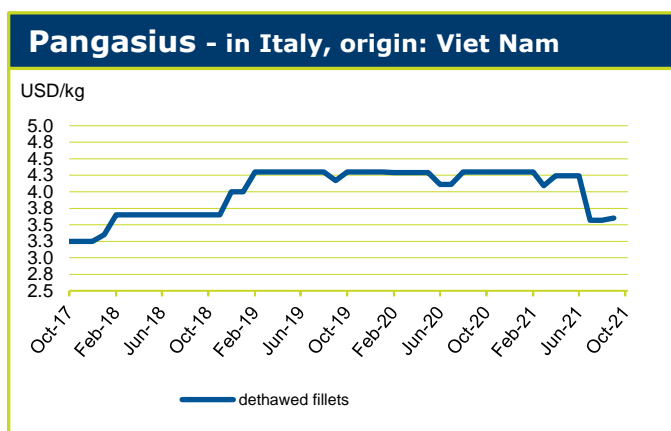
There is some good news for capelin fishers off Iceland. The new capelin quota was set at 662 000 tonnes for 2021-2022, the highest in some two decades. Last year, the quota had been very low, to allow the resource to recover, which seems to have been achieved very quickly. Fishing under the new quota started on 15 October.

Capelin fishing has also reopened in the Barents Sea, for the first time in three years. A quota of some 70 000 tonnes has been set for this area, of which Norway will be allowed to take 41 950 tonnes.

FRESHWATER

The decline in Spanish imports of pangasius fillets has continued into 2021, despite the reopening of the restaurant sector. In the first eight months, some 3 200 tonnes of frozen pangasius fillets were imported, compared with 4 500 tonnes in the same period of 2020. Viet Nam is the main supplier of pangasius, with a share of over 95 percent.

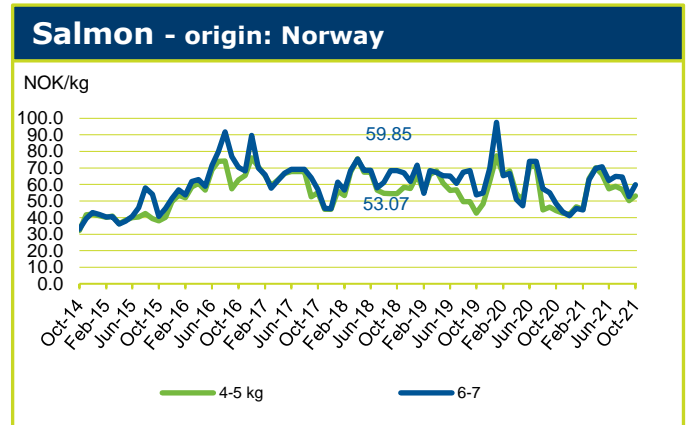
In contrast to Spain, imports of frozen pangasius fillets into the United Kingdom of Great Britain and Northern Ireland increased in 2021. During the first eight months, some 9 700 tonnes of this product entered the UK market, 1 700 tonnes more than in the same period of 2020. In the UK, too, Viet Nam supplies 95 percent of frozen pangasius fillet imports. The unit value of these imports is USD 3.70 per kg in UK, some USD 1.00 per kg higher than the unit value in Spain.



Tilapia exporters, especially from Latin America, are actively trying to promote tilapia as a premium, sustainable product in the European market. Sustainable aquaculture certifications, an absence of antibiotics, and other quality aspects are being emphasised in an attempt to increase the appeal of the species among European consumers. In the past, tilapia has been positioned as a low-value commodity whitefish, a strategy which did not produce good results.

SALMON

European prices for farmed Atlantic salmon have increased in October, with exceptionally strong demand reported by traders. According to the NASDAQ salmon index, prices for farmed whole Atlantics out of Norway have increased by some 8 percent since mid-September to NOK 53.67 per kg in week 40. The reopening of restaurants and the rest of the foodservice sector, combined with the renewed interest in retail and home consumption that has been sustained since the early days of the pandemic, is translating into a surge in demand both in Europe and in more distant markets.



However, shipping costs and other logistical challenges, including a shortage of personnel, equipment and new border inspection regimes, continue to affect supply chains. Nevertheless, Norwegian exporters have been posting impressive figures, boosted by good production conditions earlier in the year. According to the Norwegian Seafood Council (NSC), Norway exported 912 000 tonnes (+14 percent) of salmon worth NOK 56.9 billion (+10 percent) in the first 9 months of the year, with Italy and China leading value growth. In September alone, Norway exported 135 8000 tonnes (+22 percent) worth NOK 1.8 billion (+30 percent), contributing to the best month ever for Norwegian seafood.

Meanwhile, in the UK, traders are reporting spiking prices of up to GBP 7 per kg (DAP) for 3-6 kg fresh head-on-gutted Scottish salmon in mid-October. This is some 40 percent above the equivalent price for the same week last year. However, the Scottish industry remains concerned over the possibility of EU tariffs on Scottish salmon, amidst a broader discussion over revisions to the Northern Ireland protocol component of the EU-UK trade and cooperation agreement (TCA) signed at the end of 2020.

Forward contracts at Fish Pool for the last quarter of 2021 have been creeping upwards as the demand outlook improves, and were averaging NOK 60.52 per kg as of mid-October. December forward prices are approximately stable at NOK 66.15 per kg. Biomasses in August were still above last year's levels but the gap is closing due to heavy harvesting early in the year. Feed sales have also dropped, pointing to tightening supply.

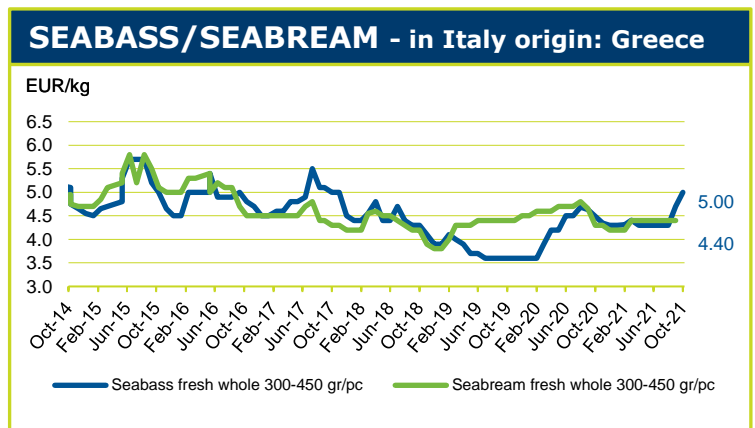
TROUT

In contrast to salmon, Norwegian trout supply has been very tight so far this year, which is also reflected in export figures and prices. As of week 40, fresh head-on-gutted trout was selling for an average of NOK 58.73 per kg (FOB), 17 percent above the same week last year. According to the NSC, Norway exported 16 percent less trout in the first 9 months of the year, for a total of 44 400 tonnes. Exported value was flat over the same period, at NOK 2.8 billion. In September alone, 6 700 tonnes (-10 percent) was exported worth NOK 55 million (+15 percent).

SEABASS SEABREAM

Prices for farmed seabass are reportedly rising in key European markets. Prices for fresh Greek seabass of size 300-450 g exported to the large Italian market reached EUR 5 per kg this month, a significant increase compared with EUR 4.40 per kg in September. A similar trend was reported in Mercamadrid in Spain, for seabass of Greek, Turkish and Spanish origin.

This uptrend in prices during a traditionally slow period for the species may reflect an improved performance at retail relative to previous years, after an industry-wide effort to reposition in response to pandemic restrictions. However, seabream prices have remained relatively stable over the same period, with Greek 300-450 g fish selling for EUR 4.40 per kg on the Italian market.





| Fish Species Trade Name | Product Form | Grading | Price per kg | | Reference & Area | Origin |
|---|--|--|--|--|---------------------------------------|---------------------|
| | | | As stated | EUR USD | | |
| GROUND FISH | | | | | | October 2021 |
| Cod/Cabillaud, Morue/ Bacalao Gadus morhua | Fresh gutted | | N.Q. | | Poland FOB | Baltic Sea |
| | Fresh - Whole | 1-2 kg/pc 2-4 | 6.83 8.34 | 7.94 9.70 | Italy CPT | Denmark |
| | Fresh, whole, heart of fish | | 10.50 | 12.21 | | |
| | Fresh, fillet, heart of fish | | 9.19 | 10.69 | | |
| | Fresh, fillet | | 7.50 | 8.72 | | |
| | Stockfish | 700 g/pc | 22.60 | 26.28 + | DDP | Norway |
| | wet salted fillets | 700-1000 g/pc | 9.80 | 11.40 = | | Iceland |
| | IQF, loin portion single frozen | | 9.95 | 11.57 = | CIF | |
| | Loins | | 6.00 | 6.98 | United States of America CIF | Norway |
| | | | 6.00 | 6.98 | | Russia |
| | H&G | 500-1000 g/pc 1000-2000 2000-3000 | 2.49 2.88 3.50 | 2.90 3.37 * 4.07 | | |
| | IQF | 5 oz/pc | 13.15 | 15.39 * | | Iceland |
| | Salted cod | | 13.50 | 15.70 = | Spain wholesale | Europe |
| | Fresh | | 7.00 | 8.14 + | | |
| | Frozen | | 12.80 | 14.88 - | | |
| | Fresh cultured | | 4.00 | 4.65 = | | |
| | Fresh fillets | | 8.00 | 9.30 + | | |
| | Fresh, gutted | 1-2 kg 2-3 3-4 4-5 | 7.40 7.90 10.30 11.00 | 8.60 + 9.19 + 11.98 + 12.79 + | France wholesale | |
| | | 1-2 kg 2-3 3-4 | 8.40 8.50 11.70 | 9.77 + 9.88 + 13.60 + | | France |
| | Fillet | 100-200 g/pc 200-300 | 13.00 13.90 | 15.12 + 16.16 + | | |
| <i>Gadus macrocephalus</i> | Fillet - wet salted - 1st quality produced from frozen raw material | 400-700 g/pc | 9.60 | 11.16 + | Italy CIF | Denmark |
| Hake/Merlu/Merluza Merluccius capensis | Minced block | | 2.25 | 2.62 = | Namibia FOB for Spanish market | Namibia |
| | H&G, wrapped | 350-600 g/pc 500-800 600-900 900-1300 800-1200 1200-1800 1600-2000 > 1800 | 2.48 2.85 2.99 3.65 3.45 3.75 3.99 4.49 | 2.88 * 3.31 = 3.48 * 4.24 * 4.01 + 4.36 * 4.64 * 5.22 * | Spain ex-vessel | |
| | Fillets, skin-on, interleaved | 70-115 g/pc 115-170 | 3.98 4.09 | 4.63 * 4.76 * | | |
| | Fillets, skin-less, interleaved | 70-115 g/pc 115-170 170-225 | 3.98 4.09 4.49 | 4.63 * 4.76 + 5.22 | | South Africa |
| | IQF portion, trapeze | 90-110 g/pc | 8.35 | 9.71 + | Italy CIF | Namibia |
| <i>Merluccius merluccius</i> | Fresh - whole | 100-200 g/pc 200-300 300-400 400-600 500-1000 1000-2000 2000-4000 | 4.96 5.50 5.92 5.80 5.80 5.80 5.80 | 5.98 6.63 7.13 6.99 6.99 6.99 6.99 | CPT | Mediterranean |
| | Frozen | 3-4 pc/kg | 5.70 | 6.63 - | Spain wholesale | Spain |
| | Fresh, from trawling | 1000 g/pc | 4.00 | 4.65 = | | |
| | Fresh, from longlining | 1000 1000 | 5.00 8.70 | 5.81 = 10.12 - | | Europe |
| <i>Merluccius hubbsi</i> | H&G, interleaved | 70-120 g/pc 100-200 g/pc 200-300 350-500 | 1.65 1.68 1.85 2.29 | 1.92 * 1.95 * 2.15 * 2.66 * | | Argentina |
| | Fillets, skinless, interleaved | 70-120 g/pc 120-170 | 3.55 3.65 | 4.13 4.24 | | |
| <i>Merluccius polli</i> | H&G, interleaved | 100-250 g/pc 200-350 300-450 450-600 600-800 800-1200 | 1.60 1.70 1.99 2.28 2.65 3.35 | 1.86 1.98 2.31 2.65 3.08 3.90 | | Mautania |
| <i>Merluccius productus</i> | Fillet, PBO | | 3.10 | 3.63 = | ex coldstore | USA |
| | Minced block | | 2.22 | 2.60 = | | |



| Fish Species Trade Name | Product Form | Grading | Price per kg | | | Reference & Area | Origin |
|--|--|---------------|--------------|--------|---------------------------------------|---------------------------------|-----------------------------|
| | | | As stated | EUR | USD | | |
| GROUND FISH (cont.) | | | | | | | October 2021 |
| Alaska pollack/Lieu de l'Alaska/Colín de Alaska <i>Theragra chalcogramma</i> | H&G | >25 | RUB 73.50 | 0.89 | 1.04 + | Russia wholesale | Russia |
| | Minced Block | | | 3.59 | 4.20 | United States of America FOB | United States of America |
| Saithe/Lieu noir/ Carbonero <i>Pollachius virens</i> | Loins | | | 4.00 | 4.65 | CIF | Russia |
| | H&G | | | 1.93 | 2.24 | | |
| Haddock/Eglefin/Eglofino <i>Melanogrammus aeglefinus</i> | H&G | < 0.8 kg/pc | NOK 26.50 | 2.72 | 3.18 | Sweden FCA | Norway |
| | | | | 1.80 | 2.09 | United States of America CIF | |
| Ling/Lingue franche/ Maruca <i>Molva molva</i> | Fillet - wet salted Produced from fresh raw material 1st quality | 1-1.5 kg/pc | | 5.60 | 6.51 + | Italy DDP | Faeroe Islands |
| | IQF, fillets, skin-on | 1-1.7 kg/pc | | 3.45 | 4.01 | Spain FOB | Spain |
| Monkfish/Baudroie/ Rape <i>Lophius spp.</i> | Fresh, tail | < 300 g/pc | | 7.76 | 9.02 | Italy CPT | UK |
| | | 200-500 | | 10.21 | 11.87 | | |
| | | 500-1000 | | 11.26 | 13.09 | | |
| | | 1000-2000 | | 12.22 | 14.21 | | |
| | | > 2000 | | 13.62 | 15.84 | | |
| | Fresh, whole | 300-600 g/pc | | 4.30 | 5.00 | Spain FOB | Spain |
| | | 600-1000 | | 9.20 | 10.70 | | |
| | Tails | 100-140 g/pc | | 4.97 | 5.78 | | |
| | | 140-250 | | 4.97 | 5.78 | | |
| | | 250-500 | | 5.28 | 6.14 | | |
| | | > 4000 | | 9.45 | 10.99 | | |
| | | 4000-5500 | | 9.98 | 11.60 | | |
| Whole | 4500-6000 | | 7.95 | 9.24 | | | |
| | 500-1000 g/pc | | 4.25 | 4.94 | | | |
| | 2000-4000 | | 6.28 | 7.30 | | | |
| | 4000-7000 | | 4.97 | 5.78 | | | |
| Skinless fillets | 7000-10000 | | 4.97 | 5.78 | | | |
| | 200-300 g/pc | | 14.85 | 17.27 | | | |
| Tails, skinless | 400-800 g/pc < 100 | | 2.97 | 3.45 * | CIF | Guinea | |
| | | | 5.85 | 6.80 * | | Namibia | |
| Bigeye grenadier/ Grenadier à gros yeux/ Granadero ojísapo <i>Macrourus holotrachys</i> | Frozen on board, skinless H&G, interleaved | 100-250 g/pc | | 1.45 | 1.69 | FOB | Argentina |
| | | 200-400 | | 1.58 | 1.84 | | |
| | | 400-600 | | 1.58 | 1.84 | | |
| | | 600-800 | | 1.65 | 1.92 | | |
| | | > 800 | | 1.69 | 1.97 | | |
| Patagonian grenadier, Hoki/ Grenadier de Patagonie/ Merluza de cola <i>Macruronus megalanicus</i> | H&G, interleaved | 100-300 g/pc | | 1.35 | 1.57 | Spain FOB | Spain |
| | | 200-450 | | 1.48 | 1.72 | | |
| | | 450-700 | | 1.55 | 1.80 | | |
| | | 700-1000 | | 1.59 | 1.85 | | |
| John Dory/ Saint Pierre Pez de San Pedro <i>Zeus faber</i> | Fresh - whole | 1-2 kg/pc | | 24.00 | 27.91 + | France wholesale | France |
| | | 2-3 | | 23.50 | 27.33 - | | |
| | Fresh - whole | 800-1000 g/pc | | 20.88 | 24.28 | Italy CPT | Italy |
| | | 1000-2000 | | 26.75 | 31.10 | | |
| | | 2000-3000 | | 24.39 | 28.36 | | |
| | Fresh - gutted | 800-1000 g/pc | | 22.86 | 26.58 | Spain CFR | France |
| | | 1000-2000 | | 23.08 | 26.84 | | |
| Fresh - whole | 1-2 kg/pc | | 12.80 | 14.88 | Spain CFR | France | |
| | 2-3 | | 15.00 | 17.44 | | | |
| Fillets, IQF, skin-on | 100-120 g/pc | | 5.75 | 6.69 * | Mauritania FOB for European market | Morocco | |
| | Fresh - whole headless | small | | 3.30 | | 3.84 | |
| | | medium | | 6.20 | | 7.21 | |
| | big | | 6.90 | 8.02 | | Mauritania | |
| Golden redfish Sëbastes doré Gallineta dorada <i>Sebastes marinus</i> | Block, Japanese cut | 100-150 g/pc | | 1.80 | 2.09 - | Spain FOB | Spain |
| | | 150-200 | | 2.05 | 2.38 - | | |
| | | 200-300 | | 2.45 | 2.85 = | | |
| | | 300-500 | | 2.95 | 3.43 + | | |
| | Block, whole | 100-200 g/pc | | 0.80 | 0.93 - | | |
| | | 200-400 | | 1.00 | 1.16 * | | |
| Fresh, fillet | 400-500 | | 1.38 | 1.60 * | Italy CPT | Norway | |
| Common dentex/ Dentex commun Dentón <i>Dentex dentex</i> | Whole, block, IQF | 200-300 g/pc | | 3.39 | 3.94 | Spain FOB | Mauritania |
| | | 300-400 | | 3.68 | 4.28 | | |
| | | 400-500 | | 3.98 | 4.63 | | |
| | Fresh | 1-2 kg/pc | | 25.00 | 29.07 | Italy CPT | |
| | 2-7 | | 25.00 | 29.07 | | | |



| Fish Species Trade Name | Product Form | Grading | Price per kg | | Reference & Area | Origin | |
|--|------------------------------------|---------------|--------------|-------------|--|---------------------|----------------|
| | | | As stated | EUR USD | | | |
| FLATFISH | | | | | | October 2021 | |
| Turbot/Rodaballo <i>Psetta maxima</i> | Fresh - whole farmed | 0.5-1 kg/pc | 4.00 | 4.65 = | Spain CIF | Spain | |
| | | 1-2 | 5.00 | 5.81 = | | | |
| | | 2-3 | 7.00 | 8.14 = | | | |
| | | 3-4 | 9.00 | 10.47 = | | | |
| | Fresh - whole wild | 0.3-0.5 kg/pc | 10.55 | 12.27 + | | Netherlands | |
| | | 0.5-1 | 13.25 | 15.41 - | | | |
| | | 0.8-1 | 14.05 | 16.34 - | | | |
| | | 1-2 | 22.45 | 26.10 - | | | |
| | | 2-3 | 22.95 | 26.69 - | | | |
| | | 3-4 | 32.60 | 37.91 | | | |
| | | 4-6 | 37.60 | 43.72 | | | |
| | Culture | 600-800 g/pc | 10.41 | 12.10 | | Italy CPT | Spain/Portugal |
| | | 800-1000 | 11.92 | 13.86 | | | |
| 1000-1500 | | 11.96 | 13.91 | | | | |
| 1500-2000 | | 11.20 | 13.02 | | | | |
| 2000-2500 | | 10.20 | 11.86 | | | | |
| 3000-4000 | | 13.65 | 15.87 | | | | |
| Fresh - gutted, wild | 0.5-1 kg/pc | 11.80 | 7.85 | Netherlands | | | |
| | 0.7-1 | 12.62 | 14.67 | | | | |
| | 1-2 | 17.60 | 20.47 | | | | |
| Fresh - whole | 1-2 | 12.50 | 14.53 | | | | |
| | 2-3 | | | | | | |
| Spiny turbot/turbot épineux/ rodaballo espinoso <i>Psettodes spp.</i> | Fresh - fillets | | 6.88 | 8.00 | | | |
| Sole/Sole/ Lenguado <i>Solea vulgaris</i> | Fresh - whole wild | 120-175 | 13.45 | 15.64 + | Spain CIF | | |
| | | 175-200 | 15.10 | 17.56 + | | | |
| | | 200-300 | 17.20 | 20.00 - | | | |
| | | 300-500 | 25.80 | 30.00 + | | | |
| | | 400-500 | 24.45 | 28.43 * | | | |
| | | 500-600 | 25.80 | 30.00 * | | | |
| | | 600-800 | 35.95 | 41.80 * | | | |
| | | 800-1000 | 38.45 | 44.71 * | | | |
| | 200-300 | 300-500 | 19.80 | 23.02 | | Denmark | |
| | | 400-500 | 26.30 | 30.58 | | | |
| | | 500-600 | 26.30 | 30.58 | | | |
| | | 600-800 | 28.80 | 33.49 | | | |
| | | 800-1000 | 29.30 | 34.07 | | | |
| | | 1000-2000 | 20.25 | 23.55 | | | |
| | 200-300 g/pc | 300-400 | 21.80 | 25.35 | | France | |
| | | 400-600 | 22.90 | 26.63 | | | |
| | | 600-800 | 22.90 | 26.63 | | | |
| 800-1000 | | 22.90 | 26.63 | | | | |
| 1000-2000 | | 22.90 | 26.63 | | | | |
| 2000-3000 | | 22.90 | 26.63 | | | | |
| Fresh - gutted | 4 | 13.80 | 16.05 | Italy CPT | Netherlands | | |
| | 3 | 14.83 | 17.24 | | | | |
| | 3+ | 16.15 | 18.78 | | | | |
| | 2 | 19.20 | 22.33 | | | | |
| Sand sole/sole-pole Lenguado de arena <i>Solea lascaris</i> | 150-300 g/pc | 300-600 | 12.43 | 14.45 | West Africa | | |
| | | 300-600 | 12.26 | 14.26 | | | |
| Senegalese sole/sole du Sénégal Lenguado senegalés <i>Solea senegalensis</i> | Fresh - whole, farmed | 400-500 g/pc | 16.99 | 19.76 | Spain | | |
| | | 500-600 | 17.00 | 19.77 | | | |
| | | 600-700 | 17.00 | 19.77 | | | |
| | | 800-1000 | 17.00 | 19.77 | | | |
| European plaice/ Plie d'Europe/ Solla europea <i>Pleuronectes platessa</i> | Frozen on board, IWP | 400-500 g/pc | 5.85 | 6.80 * | Spain CIF | Guinea | |
| | | 300-400 g/pc | 5.00 | 5.81 | | | |
| | Fresh - whole | 400-600 | 5.20 | 6.05 | | Netherlands | |
| | | > 600 | 5.35 | 6.22 | | | |
| | | 60-80 g/pc | 5.95 | 6.92 - | | | |
| Fresh - fillet | IQF, whiteskin, 25 percent glazing | N. 2 | 6.50 | 7.56 + | Italy CPT Netherlands FOB (for Italian market) | | |
| | IQF, skinless, 25 percent glazing | N. 2 | 6.80 | 7.91 + | | | |
| European Flounder/ Flet d'Europe/ Platija europea <i>Platichthys flesus</i> <i>Scophthalmus rhombus</i> | IQF, white skin on, 25% glazing | No 2 | 2.39 | 2.78 | | | |
| | | No 2 | 6.15 | 7.15 | | | |
| | | No 2 | 6.50 | 7.56 | | | |
| Greenland halibut/ Flétan noir/ Fletan negro <i>Reinhardtius hippoglossoides</i> | Block | 200-300 g/pc | 3.98 | 4.63 | | | |
| | | 500-1000 | 4.28 | 4.98 | | | |
| | | 1500-1500 | 4.35 | 5.06 | | | |



| Fish Species Trade Name | Product Form | Grading | Price per kg | | Reference & Area | Origin | |
|--|---|---|--|--|------------------------|-----------------------------------|---------------------|
| | | | As stated | EUR USD | | | |
| TUNA/BILLFISHES | | | | | | | |
| | | | | | | October 2021 | |
| Tuna/Thon/Atún for canning | Skipjack - whole | | 1.11 | 1.30 = | Bangkok CFR | Western/Central Pacific Ocean | |
| | | | 1.11 | 1.30 = | FOB | | |
| | Skipjack - whole | | 1.44 | 1.68 - | Ecuador | Eastern Tropical Pacific Ocean | |
| | Yellowfin - whole | | 1.91 | 2.23 - | ex-vessel | | |
| | Skipjack - whole | | 0.98 | 1.14 - | Seychelles | Indian Ocean | |
| | Yellowfin - whole | | 2.05 | 2.38 + | FOB | | |
| | Skipjack - whole | | 1.00 | 1.16 - | Abidjan | Atlantic Ocean | |
| | Yellowfin - whole | > 10 kg | 1.98 | 2.30 = | ex-vessel | | |
| | Skipjack - whole | 1.8-3.4 kg/pc | 1.20 | 1.40 - | Spain CFR | Various origins | |
| | Yellowfin - whole | > 10 kg | 2.10 | 2.44 - | | | |
| | Skipjack | > 1.8 kg/pc | 1.31 | 1.53 - | Tunisia CFR | Seychelles (Korean vessel) | |
| | Yellowfin - pre-cooked loins | double cleaned | 4.62 | 5.40 | Europe CFR | | |
| | | single cleaned | 4.27 | 5.00 | | Ecuador | |
| | Skipjack - pre-cooked loins | | 4.19 | 4.90 | | | |
| | Skipjack - cooked & cleaned loins - vacuum packed | double cleaned | 3.28 | 3.90 - | Italy DDP | various origins | |
| | Albacore - whole H&G | > 12 kg/pc < 15 | 4.50 3.95 | 5.23 + 4.59 + | Spain wholesale FOB | | Atlantic |
| | Yellowfin- H&G | < 25 kg/pc > 20 25-50 50-100 > 100 | 3.95 5.48 5.29 5.29 5.15 | 4.59 + 6.37 + 6.15 + 6.15 + 5.99 + | | | |
| | Skipjack - cooked loins | single cleaned | 4.19 | 4.90 | | | |
| | Bigeye - frozen loins | | 6.07 | 7.10 | | | |
| | Bigeye - H&G | < 25 kg/pc > 20 25-50 50-100 > 100 | 3.95 5.48 5.29 5.29 5.15 | 4.59 + 6.37 + 6.15 + 6.15 + 5.99 + | | | |
| Yellowfin - whole | > 30 | 1.84 | 2.15 | CFR | Yemen | | |
| Yellowfin -Steaks | > 15 kg/pc > 25 | 12.01 13.14 | 13.97 15.28 | Italy CPT | Spain | | |
| Albacore - whole | 2-4 kg/pc 4-9 9-12 > 12 | 3.50 4.14 3.93 3.70 | 4.07 4.81 4.57 4.30 | | | | |
| Yellowfin -Steaks | 6 oz/pc | 8.72 | 10.21 | United States of America CIF | Costa Rica Panama | | |
| Yellowfin - Loins | | 8.23 | 9.63 | | | | |
| Swordfish/Espadon/ Pez espada <i>Xiphias gladius</i> | Fresh - whole | < 12 kg/pc > 25 average | 5.00 25.00 20.00 | 5.81 - 29.07 = 23.26 + | Spain wholesale | Atlantic Ocean | |
| | Frozen - whole | < 12 kg/pc > 25 average | 3.50 14.00 9.80 | 4.07 = 16.28 = 11.40 + | | | |
| | H&G, skin-on | < 10 kg/pc 10-30 30-50 50-70 70-100 100-150 > 150 | 6.95 9.45 9.98 9.98 9.89 9.78 9.45 | 8.08 10.99 11.60 11.60 11.50 11.37 10.99 | FOB | | |
| | Fresh - whole | | 12.13 | 14.10 | Italy CPT | | |
| | Fresh - slice | | 12.45 | 14.48 | | | |
| | Fresh - slice, with bone, yellow | | 10.83 | 12.59 | | | |
| | Fresh- whole | | 11.00 | 12.79 = | France, wholesale | Spain | |
| | Frozen- fillet, vacuum | | 16.50 | 19.19 + | | | |
| | SMALL PELAGICS | | | | | | October 2021 |
| | Mackerel/Maquereau/ Caballa <i>Scomber scombrus</i> | Fresh - whole | | 2.75 | 3.31 | Italy CPT | France |
| Fresh - whole | | 4-6 pc/kg | 2.33 | 2.81 | | | |
| Fresh - fillet, butterfly cut | | | 5.60 | 6.75 | | | |
| Whole | | Small Large Average | 1.00 6.00 4.00 | 1.16 = 6.98 - 4.65 - | Spain wholesale | Spain | |
| IQF Whole | | 2-3 pc/kg 1-2 | 1.55 1.58 | 1.80 = 1.84 - | FOB | | |
| IQF, H&G, 8-10% glaze | | 250-350 g/pc | 1.75 | 2.03 * | | | |



| Fish Species Trade Name | Product Form | Grading | Price per kg | | Reference & Area | Origin | |
|---|------------------------|--------------|--------------|-------------|------------------------------------|---------------------|--------|
| | | | As stated | EUR USD | | | |
| SMALL PELAGICS (cont.) | | | | | | October 2021 | |
| Horse Mackerel/ Chincard/ Jurel <i>Trachurus spp</i> | Whole | > 24 cm/pc | 1.23 | 1.43 | Morocco FOB for European market | Morocco | |
| | Fresh | Small | 0.60 | 0.70 = | Spain wholesale | Spain | |
| | | Large | 4.50 | 5.23 = | | | |
| | IQF | 150-300 g/kg | Average | 1.50 | 1.74 - | FOB | Guinea |
| | | | 300-750 | 1.10 | 1.28 | | |
| | | | 700-1200 | 1.53 | 1.78 | | |
| | | 2-4 pc/kg | 3-4 | 1.35 | 1.57 | | Spain |
| | | | 4-5 | 1.34 | 1.56 | | |
| | | | 4-6 | 1.30 | 1.51 | | |
| | | | 4-6 | 1.28 | 1.49 | | |
| 7-9 | | | 1.22 | 1.42 | | | |
| Block frozen | 10-30 | 1.03 | 1.20 | Maritania | | | |
| | 100-300 g/pc | 1.15 | 1.34 * | | | | |
| | 200-350 | 1.30 | 1.51 * | | | | |
| | 250-350 | 1.35 | 1.57 * | | | | |
| Fresh | 300-600 | 1.49 | 1.73 * | Morocco | | | |
| | 300-500 | 1.55 | 1.80 * | | | | |
| Fresh | 500-1000 | 1.65 | 1.92 * | | | | |
| | | 1.00 | 1.16 | | | | |
| Chub mackerel/Maquereau espagno/ Estornino <i>Scomber japonicus</i> | Block frozen | 8-14 pc/kg | 0.82 | 0.95 * | | Morocco | |
| Herring/Hareng/Arenque <i>Clupeidae</i> | Fresh - fillets | | 4.75 | 5.52 | Italy CPT | Denmark | |
| | Fresh - whole | 200-300 g/pc | RUB 49.00 | 0.59 0.69 * | Russian Fed. wholesale Vladivostok | Russia | |
| 300-400 | | RUB 61.00 | 0.74 0.86 * | | | | |
| Sardine/Sardine/Sardina <i>Sardina pilchardus</i> | Fresh - whole | | 1.58 | 1.84 | Italy CPT | Morocco | |
| | Fresh - fillet | | 4.01 | 4.66 | | | |
| | Block, whole | 12-16 cm/pc | 1.28 | 1.49 | Spain FOB | | |
| | | 16-18 | 1.39 | 1.62 * | | | |
| | | 20-24 | 1.28 | 1.49 | | | |
| | IQF, whole | 9-13 pc/kg | 1.38 | 1.60 | | | |
| | | 13-15 | 1.27 | 1.48 | | | |
| | Fillet | 40-50 g/pc | 2.65 | 3.08 = | | | |
| | Fresh | | 2.50 | 2.91 | | | |
| | Fresh- whole | | 2.60 | 3.02 = | France - wholesale | France | |
| Fresh - butterfly cut | | 6.20 | 7.21 = | | | | |
| Anchovy/Anchois/ Boquerón <i>Engraulis encrasicolus</i> | Fresh | | 2.90 | 3.37 - | | | |
| | Fresh | | 2.44 | 2.84 * | Italy CPT | Europe | |
| | Fresh | | 2.30 | 2.67 + | Spain - wholesale | France | |
| | | | 2.30 | 2.67 - | | Italy | |
| | | 3.50 | 4.07 + | | Spain | | |
| | Block frozen | 40-43 pc/kg | 1.59 | 1.85 | FOB | | |
| CEPHALOPODS | | | | | | October 2021 | |
| Squid/Encornet/Calamar <i>Loligo spp.</i> | Whole | S (< 18 cm) | 7.10 | 8.26 | Italy CIF | South Africa | |
| | | M (18-25) | 8.10 | 9.42 | | | |
| | | L (25-30) | 9.00 | 10.47 | | | |
| | | XL (>30) | 9.00 | 10.47 | | | |
| | | 10-20 p/kg | 3.29 | 3.85 * | | | |
| | <i>Loligo vulgaris</i> | 6-10 | 5.34 | 6.25 * | Spain CIF | Yemen | |
| | | 3-6 | 5.34 | 6.25 * | | | |
| | | < 3 | 5.77 | 6.75 * | | | |
| | | 12-18 cm/pc | 6.65 | 7.73 | | | |
| | | > 18 cm | 6.75 | 7.85 | | | |
| Fresh - whole | 100-300 g/pc | 13.09 | 15.22 | Italy CIF | Croatia | | |
| | 300-400 | 11.76 | 13.67 | | | | |
| | 400-600 | 13.22 | 15.37 | | | | |
| | 500-1000 | 13.20 | 15.35 | | | | |
| | > 600 | 11.94 | 13.88 | | | | |
| Whole, IWP | 10-15 cm/pc | 9.75 | 11.34 + | Spain CIF | Morocco | | |
| | 15-21 | 10.55 | 12.27 + | | | | |
| | 21-25 | 11.25 | 13.08 - | | | | |
| | 26-30 | 10.88 | 12.65 + | | | | |
| | 30-36 | 9.65 | 11.22 * | | | | |
| | > 36 | 8.55 | 9.94 = | | | | |
| Frozen | | 10.30 | 11.98 - | wholesale | Spain | | |
| <i>Loligo gahi</i> | Whole | 9-12 cm/pc | 4.05 | 4.71 * | CIF | Argentina | |
| | | 12-15 | 5.45 | 6.34 = | | | |
| | | 14-16 | 6.45 | 7.50 - | | | |



| Fish Species Trade Name | Product Form | Grading | Price per kg | | Reference & Area | Origin | | | |
|--|--|-----------------|--------------|------------------|------------------------------------|---------------------|---------------------------|-----|---------|
| | | | As stated | EUR USD | | | | | |
| CEPHALOPODS (cont.) | | | | | | October 2021 | | | |
| Squid/Encornet/Calamar <i>Illex argentinus</i> | Whole | 15-18 cm/pc | 2.17 | 2.52 * | Spain CIF | Argentina | | | |
| | | 18-22 | 2.35 | 2.73 - | | | | | |
| | | 22-26 | 3.49 | 4.06 | | | | | |
| | | 25-30 | 2.59 | 3.01 * | | | | | |
| | Tentacles | 40-100 gr/pc | 4.89 | 5.69 * | | | | | |
| | Whole | 1 | 5.50 | 6.40 - | | wholesale | Falkland/Malvinas Islands | | |
| | | 2 | 5.50 | 6.40 - | | | | | |
| | | 3 | 5.50 | 6.40 - | | | | | |
| | | 4 | 5.50 | 6.40 - | | | | | |
| | Whole, Block | 15-18 cm/pc | 2.17 | 2.52 | | FOB | | | |
| | | 18-22 | 2.35 | 2.73 | | | | | |
| | | 22-25 | 2.59 | 3.01 | | | | | |
| 25-30 | | 2.59 | 3.01 | | | | | | |
| Block, frozen on board | 20-27 | 2.35 | 2.73 * | Mauritania | | | | | |
| Whole, block frozen | 12-17 cm/pc | 2.65 | 3.08 | | Spain | | | | |
| | 18-26 | 2.75 | 3.20 | | | | | | |
| <i>Illex illecebrosus</i> | Whole | | 5.60 | 6.51 = | wholesale | | United States of America | | |
| | | | 5.00 | 5.81 + | | | | | |
| | | | 6.75 | 7.85 + | | | | | |
| Octopus/Poulpe/Pulpo <i>Octopus vulgaris</i> | Whole - FAS | T1 | 7.89 | 9.17 | Morocco FOB, for Spanish market | | Morocco | | |
| | | T2 | 7.89 | 9.17 | | | | | |
| | Sushi slice | 7 g/pc | 10.73 | 12.55 = | Europe CFR | Indonesia | | | |
| | | 100% net weight | 9 | 11.88 | | | 13.90 = | | |
| | boiled cut | | | 8.46 | | | 9.90 = | | |
| | | 100% net weight | | | | | | | |
| | Flower type | 1-2 kg/pc | 3.85 | 4.50 = | | | | | |
| | | >2 | 4.79 | 5.60 = | | | | | |
| | Fresh | 1-2 kg/pc | 11.50 | 13.37 | Italy CPT FCA | Italy Spain | | | |
| | | | 11.44 | 13.30 | | | | | |
| | Eviscerated | 800-1400 g/pc | 1400-1800 | 10.78 | 12.53 | Spain FOB | Senegal | | |
| | | | 1800-3000 | 10.78 | 12.53 | | | | |
| > 3000 | | | 10.78 | 12.53 | | | | | |
| | | | | | | | | | |
| 500-800 | | 800-1200 | 11.55 | 13.43 * | wholesale | | Morocco | | |
| | | 1000-1500 | 12.55 | 14.59 * | | | | | |
| 1500-2000 | | 14.38 | 16.72 * | | | | | | |
| 2000-3000 | | 14.38 | 16.72 * | | | | | | |
| 3000-4000 | | 14.85 | 17.27 * | | | | | | |
| > 4000 | | 13.95 | 16.22 * | | | | | | |
| Frozen, Galizian style | | 13.75 | 15.99 + | | | | | | |
| | | 5.00 | 5.81 - | | | | | | |
| Fresh | | 5.60 | 6.51 = | Thailand | | | | | |
| | | | | | | | | | |
| | 300-500 g/pc | 500-1000 | 5.56 | 6.50 | Italy CIF | Yemen | | | |
| | | 1000-2000 | 5.56 | 6.50 | | | | | |
| | | > 3000 | 5.56 | 6.50 | | | | | |
| | | | | | | | | | |
| Fresh | | 11.00 | 12.79 = | France wholesale | Europe | | | | |
| | | 11.00 | 12.79 = | | | | | | |
| <i>Eledone moschata</i> | Fresh - whole | Mixed | 5.20 | 6.05 | Italy CPT | Croatia Italy | | | |
| | | | 7.40 | 8.60 | | | | | |
| <i>Eledone cirrhosa</i> | Cleaned, block | 100-150 g/pc | 3.38 | 3.93 | Spain FOB | Spain | | | |
| Cuttlefish/Seiche/ Sepia <i>Sepia spp.</i> | Frozen at land- whole block Grade A | 100-200 g/pc | 4.44 | 5.20 + | Egypt CIF | Yemen | | | |
| | | 200-300 | 4.44 | 5.20 + | | | | | |
| | | >300 | 4.44 | 5.20 + | | | | | |
| | FAS- whole block | 200-300 g/pc | | 4.66 | 5.45 * | Spain CIF | | | |
| | | | | 4.66 | 5.45 * | | | | |
| | | 500-700 g/pc | 600-800 | 5.55 | 6.45 | | | FOB | Morocco |
| | | | 1000-1250 | 5.19 | 6.03 + | | | | |
| | | | 1200-2000 | 3.95 | 4.59 | | | | |
| | | | 1000-1750 | 3.97 | 4.62 + | | | | |
| | | | 2000-3000 | 4.19 | 4.87 * | | | | |
| | | | 3000-4000 | 3.85 | 4.48 + | | | | |
| | | | 5000-6000 | 3.85 | 4.48 + | | | | |
| | | | 6000-6500 | 3.10 | 3.60 | | | | |
| | 6500-7000 | 3.10 | 3.60 | | | | | | |
| | Frozen | | 7.50 | 8.72 + | wholesale | Spain | | | |
| | | Fresh | 8.50 | 9.88 - | | | | | |



| Fish Species Trade Name | Product Form | Grading | Price per kg | | Reference & Area | Origin | |
|---|---|---------------|--------------|---------------------------------|---------------------------------|---------------------|----------|
| | | | As stated | EUR USD | | | |
| CRUSTACEANS | | | | | | October 2021 | |
| Whiteleg shrimp/ Crevette pattes blanches/Camarón patiblanco <i>Penaeus vannamei</i> | PD, chemical treatment 100% net weight treated with non-phosphate | 31-40 pc/lb | 8.46 | 9.90 + | Europe CFR | Indonesia | |
| | | 41-50 | 7.52 | 8.80 + | | | |
| | | 51-60 | 7.22 | 8.45 = | | | |
| | | 61-70 | 6.67 | 7.80 - | | | |
| | | 71-90 | 6.58 | 7.70 = | | | |
| | thawed | 91-120 | 6.45 | 7.55 - | Italy CIF | Ecuador | |
| | | 25-35 pc/kg | 8.34 | 9.70 | | | |
| | | 31-40 | 7.75 | 9.01 | | | |
| | cooked | 40-50 | 7.06 | 8.21 | Spain wholesale | Viet Nam | |
| | | 50-60 | 6.30 | 7.33 | | | |
| 20-30 pc/kg | | 8.50 | 9.88 | | | | |
| 30-50 | | 6.86 | 7.98 | | | | |
| Frozen | 40-60 | 6.55 | 7.62 | United States of America CIF | Viet Nam | | |
| | 60-80 | 5.89 | 6.85 | | | | |
| frozen, headless | 80-120 | 5.48 | 6.37 | 6.30 | 7.33 | Spain wholesale | |
| Cooked and peeled | | | 23.61 | 27.62 | United States of America CIF | | |
| Argentine red shrimp/ Salicoque rouge d'Argentine/ Camarón langostín argentino <i>Pleoticus muelleri</i> | Head-on, shell-on | 10-20 pc/kg | 9.40 | 10.93 - | Spain EXW | Argentina | |
| | | 20-30 | 8.50 | 9.88 - | | | |
| | | 30-40 | 8.10 | 9.42 = | | | |
| | | 40-60 | 7.90 | 9.19 = | | | |
| | | 10-20 pc/kg | 9.59 | 11.15 = | | | |
| | Peeled and Deveined, broken | 20-30 | 8.98 | 10.44 = | FOB | | |
| | | | 8.10 | 9.48 * | | | |
| | Headless Whole | C1 | 10.04 | 11.67 | United States of America CIF | | |
| | | L2 | 7.98 | 9.28 | | | |
| | | CM | 9.58 | 11.14 | | | |
| CR | | 8.31 | 9.66 | | | | |
| Peeled IQF | | 13.42 | 15.60 | | | | |
| Giant tiger prawn/ Crevette géante tigrée/ Langostino tigre <i>Penaeus monodon</i> | Farmed, organic, cooked | 20-30 pc/kg | 26.00 | 30.23 = | France wholesale | Madagascar | |
| | | 30-40 | 22.00 | 25.58 = | | | |
| | | 40-50 | 16.50 | 19.19 = | | | |
| | | | | | | | |
| Norway lobster/ Langoustine/Cigala <i>Nephrops norvegicus</i> | Fresh - Whole, 4X1.5 kg | 31-40 | 8.10 | 9.42 | Spain DDP | Netherlands | |
| | | 41-50 | 8.52 | 9.91 | | | |
| | | 40-60 | 13.35 | 15.52 | | | |
| | Tails | Fresh - Whole | 10-15 | 15.80 | 18.37 | CIF | Scotland |
| | | | 16-20 | 12.20 | 14.19 | | |
| | | | 21-30 | 8.35 | 9.71 | | |
| | | | 31-40 | 7.15 | 8.31 | | |
| | | | 00 | 16.25 | 18.90 | | |
| | | | 0 | 10.25 | 11.92 | | |
| | | | 1 | 8.25 | 9.59 | | |
| | | 2 | 5.45 | 6.34 | | | |
| | | 3 | 4.75 | 5.52 | | | |
| | | 4 | 4.25 | 4.94 | | | |
| | | 5 | 3.40 | 3.95 | | | |
| | | Tails | 5-6 | 13.85 | 16.10 | CIF | Denmark |
| | | | 2-4 pc/kg | 41.00 | 47.67 | | |
| | | | 7-9 | 31.45 | 36.57 * | | |
| 10-15 | 17.00 | | 19.77 * | | | | |
| 16-20 | 12.15 | | 14.13 * | | | | |
| 21-30 | 9.80 | | 11.40 - | | | | |
| 31-40 | 7.65 | | 8.90 + | | | | |
| 40-50 | 5.95 | 6.92 | | | | | |
| Tails, 30 percent glazing | 20-30 pc/kg | 9.86 | 11.47 | Italy CIF | | | |
| Live | 16-25 pc/kg | 27.50 | 31.98 | CPT | | | |
| Frozen | 50-60 p/kg | 18.15 | 21.24 * | USA CIF | Norway | | |



| Fish Species Trade Name | Product Form | Grading | Price per kg | | Reference & Area | Origin | |
|---|------------------------------------|-------------------------|--------------|------------------|---|--------------------------|----------------------------|
| | | | As stated | EUR USD | | | |
| CRUSTACEANS (cont.) | | | | | | October 2021 | |
| European lobster/ Homard européen/ Bogavante <i>Homarus gammarus</i> | Live - bulk | 400-600 g/pc 600-800 | 30.00 | 34.88 = | France wholesale | Ireland France | |
| | Live | 400-600 gpc | 22.85 | 26.57 | | Italy CPT | Europe |
| | | 600-800 | 23.78 | 27.65 | | | |
| | | 800-1000 | 28.24 | 32.84 | | | |
| | | > 1000 | 27.26 | 31.70 | | | |
| > 2000 | 24.50 | 28.49 | | | | | |
| American lobster/ homard américain/ langosta americana <i>Homarus americanus</i> | Live | 400-600 g/pc | 28.00 | 32.56 = | France wholesale | Canada | |
| | Frozen | | 8.50 | 9.88 | Italy CPT | United States of America | |
| | | | 23.28 | 27.07 | | | |
| | Live | | 19.13 | 22.38 | United States of America CIF | Canada | |
| | | | Claws | 17.66 | | | 20.66 |
| | | | Tails | 44.15 | | | 51.65 |
| | 3-4 oz/pc | | 44.15 | 51.65 | | | |
| | | | 4 | 44.15 | | | 51.65 |
| | | | 4-5 | 44.15 | | | 51.65 |
| | Cooked, whole | 350-500 g/pc | 16.68 | 19.51 * | | | |
| Scalloped spiny lobster/ Langouste festonnée/ Langosta festoneada <i>Panulirus homarus</i> | Whole | 70-100 g/pc | 7.61 | 8.90 | Taiwan (Province of China) CIF, Italy CIF | Yemen | |
| | | 100-150 | 12.82 | 15.00 + | | | |
| | | 150-200 | 12.82 | 15.00 + | | | |
| | | 200-250 | 15.38 | 18.00 + | | | |
| | | 250-300 | 15.38 | 18.00 + | | | |
| | | > 300 | 17.09 | 20.00 + | | | |
| Arabian whip lobster/ Langouste fouet arabe/ Langosta de fusta arabica <i>Puerulus sewelli</i> | | SS | 9.62 | 11.25 - | Italy CIF | | |
| | | S | 11.24 | 13.15 - | | | |
| | | M | 12.95 | 15.15 + | | | |
| | | L | 13.80 | 16.15 + | | | |
| Edible crab/Tourteau/ Buey de mar <i>Cancer pagurus</i> | Live, bulk | T2 (13-16 cm) | 3.79 | 4.41 = | France Auction | France | |
| Spinous spider crab/ Araignée européenne/ Centolla europea/ <i>Maja squinado</i> | Live - female | | 5.09 | 5.92 | Italy CPT | UK France | |
| | Live - male | | 6.18 | 7.19 | | | |
| | female | | 4.90 | 5.70 | | | |
| | male | | 5.50 | 6.40 | | | |
| | Fresh-female | small | 2.87 | 3.34 | | | |
| male | small | 3.30 | 3.84 | | | | |
| Snow crab/ Crabes des neiges/ Cangrejo de las nieves <i>Chionoecetes opilio</i> | Legs | | 24.12 | 28.22 | United States of America CIF | Canada Russia | |
| | Claws | | 17.71 | 20.72 | | | |
| | Sections | | 46.16 | 54.01 + | | | |
| Blue swinning crab/ Etrielle bleue/ Jaiba azul <i>Portunus pelagicus</i> | Whole | 300-500 g/pc | 3.21 | 3.75 | France CIF | Yemen | |
| | | 500-1000 | 3.21 | 3.75 | | | |
| | | 1000-2000 | 3.21 | 3.75 | | | |
| | | > 3000 | 3.21 | 3.75 | | | |
| | Broken | | 2.82 | 3.30 | | | |
| BIVALVES | | | | | | October 2021 | |
| Oyster/Huître/Ostra <i>Crassostrea gigas</i> <i>Ostrea edulis</i> | Live | 60-100 g/pc | 11.40 | 13.26 - | Spain CIF | Netherlands | |
| | | 80-95 g/pc | 21.60 | 25.12 | | | |
| | | 95-110 | 20.50 | 23.84 | | | |
| | | 110-130 | 17.92 | 20.84 | | | |
| | | G2 (100 units) | 82.00 | 95.35 = | | | |
| M3 (100 units) | 92.00 | 106.98 = | | | | | |
| Mussel/Moule/Mejillón <i>Mytilus edulis</i> <i>Mytilus galloprovincialis</i> | Live - Bottom mussel | Bulk | 2.60 | 3.02 = | France wholesale | France | |
| | | | 2.20 | 2.56 = | | | |
| | Live - Rope | 60-80 pc/kg | 2.10 | 2.44 = | | retail | Netherlands Spain/Italy |
| | | | 4.28 | 4.98 - | | | |
| | Vacuum packed | 30-40 pc/kg | 1.00 | 1.16 | | Spain FOB | Spain/Italy |
| | Live | | 1.25 | 1.45 + | | wholesale | France |
| | Frozen | | 2.95 | 3.43 + | | | |
| | Live | > 100 pc/kg | 4.20 | 4.88 = | | CIF | Netherlands |
| | Live | | 1.92 | 2.23 | | Italy CPT | Italy |
| | IQF - shell-off, 7 percent glazing | 200-300 pc/kg | 3.95 | 4.59 + | | CIF | Chile |
| | Frozen | | 5.00 | 5.81 | | CPT | |
| | Mussel meat | | 2.49 | 2.91 | | Spain CIF | |
| Whole, vacuum packed | | 1.80 | 2.11 | | | | |
| Razor shell/Couteau/ Navajas - <i>Solenidae</i> | Fresh | S | 7.50 | 8.72 = | wholesale | Ireland | |
| | | M | 9.80 | 11.40 = | | | |
| | | L | 12.15 | 14.13 | | | |
| | Live, depurated | 10-12 cm/pc | 3.80 | 4.42 = | | Europe | |
| | | | 5.00 | 5.81 = | | | |
| Live | | 5.50 | 6.40 = | France wholesale | Imported | | |



| Fish Species Trade Name | Product Form | Grading | Price per kg | | Reference & Area | Origin | |
|--|----------------------------------|---|--------------|-------------|------------------------------|------------------------------|----------|
| | | | As stated | EUR USD | | | |
| BIVALVES (cont.) | | | | | | October 2021 | |
| Great Atlantic scallop/ Coquille-St- Jacques/ Vieira <i>Pecten maximus</i> | Fresh whole shell, roe-on | | 4.00 | 4.65 | France wholesale | France | |
| | Fresh whole shell, roe-off | | 3.80 | 4.42 | | | |
| | Fresh, meat, roe-on | | 29.50 | 34.30 + | Imported | | |
| | Fresh, meat, roe-off | | 28.20 | 32.79 + | | | |
| | Frozen, meat, roe-on | | 28.00 | 32.56 = | | | |
| | Frozen, meat, roe-off | | 27.50 | 31.98 = | | | |
| | Frozen, meat, 15 percent glazing | | 8.45 | 9.83 | Spain FOB | Spain | |
| Frozen, meat | | 19.80 | 23.02 | Italy CPT | Imported | | |
| | Frozen, half shelf | | 8.92 | 10.37 | | | |
| Japanese carpet shell/ Palourde japonaise/ Almeja japonesa <i>Ruditapes philippinarum</i> | Live | | 10.60 | 12.33 | Spain wholesale | Spain | |
| | | | 8.00 | 9.30 - | | | |
| Atlantic salmon/ Saumon de l'Atlantique/ Salmón del Atlántico <i>Salmo salar</i> | Fresh - gutted, head-on | 2-3 kg/pc | 7.00 | 8.14 - | France wholesale | Norway | |
| | | 3-4 | 7.20 | 8.37 + | | | |
| | | 4-5 | 7.50 | 8.72 + | | | |
| | | 5-6 | 7.50 | 8.72 - | | | |
| | | 6-7 | 7.50 | 8.72 - | | | |
| | | 2-3 kg/pc | 7.40 | 8.60 = | Scotland | | |
| | Superior quality, Label Rouge | 2-3 | 9.30 | 10.81 | | | |
| | | Smoked - Fillet, vacuum reconstituted sides | 1-2 kg/pc | 31.00 | 36.05 = | Norway | |
| | | Fresh - Fillet | 3-4 kg/pc | 11.50 | 13.37 + | | |
| | | Smoked - Fillet, vacuum reconstituted sides | 1-2 kg/pc | 32.00 | 37.21 = | | |
| | | Fresh - gutted, head-on | 1-2 kg/pc | NOK 41.40 | 4.25 4.97 + | Norway FOB | |
| | | | 2-3 | NOK 46.51 | 4.78 5.58 + | | |
| | | | 3-4 | NOK 51.42 | 5.28 6.17 + | | |
| | | | 4-5 | NOK 53.07 | 5.45 6.37 + | | |
| | | | 5-6 | NOK 54.51 | 5.60 6.54 + | | |
| | | | 6-7 | NOK 59.85 | 6.15 7.18 + | | |
| | | | 7-8 | NOK 62.22 | 6.39 7.47 + | | |
| | | | 8-9 | NOK 62.62 | 6.44 7.52 + | | |
| | | > 9 | NOK 61.77 | 6.35 7.42 + | | | |
| | | Fillet E-trim | | 12.53 | 14.66 * | United States of America CIF | |
| | | Portions | | 9.00 | 10.47 * | | |
| | | Fresh | 3-4 kg/pc | 9.50 | 11.05 = | Spain CIF | Scotland |
| | | | 4-5 | 9.50 | 11.05 = | | |
| | 5-6 | | 11.10 | 12.91 = | | | |
| | 6-7 | | 11.10 | 12.91 = | | | |
| | 7-8 | | 11.10 | 12.91 = | | | |
| | Fresh fillet | | 11.50 | 13.37 = | wholesale | Norway | |
| | Smoked fillet | | 18.60 | 21.63 + | | | |
| | Fresh | | 6.40 | 7.44 + | Tunisia CFR | | |
| | Frozen | | 4.50 | 5.23 = | | | |
| | guttled, head-on | 4-5 kg/pc | 5.95 | 6.92 - | Europe CFR | | |
| | IQF - salmon slices | | 9.73 | 11.31 | | | |
| | Fresh - salmon cubes 8x8x8 | | 9.73 | 11.31 | | | |
| | Fresh - Whole - Superior | 1-2 kg/pc | 4.18 | 4.86 | Italy DDP | | |
| | | 2-3 | 4.67 | 5.43 | | | |
| | | 3-4 | 5.19 | 6.03 | | | |
| | | 4-5 | 5.42 | 6.30 | | | |
| | | 5-6 | 5.66 | 6.58 | | | |
| | | 6-7 | 6.02 | 7.00 | | | |
| | | 7-8 | 6.29 | 7.31 | | | |
| | | 8-9 | 6.39 | 7.43 | | | |
| | | 9-10 | 7.26 | 8.44 | | | |
| | Fresh | 3-4 kg/pc | 9.00 | 10.47 | Spain CIF | Scotland | |
| | | 4-5 | 11.10 | 12.91 | | | |
| | | 5-6 | 11.10 | 12.91 | | | |
| | | 6-7 | 11.10 | 12.91 | | | |
| | Fresh- Whole | | 4.86 | 5.65 | Italy DDP | | |
| | IQF portion, 10% glazing | 100-150 g/pc | 10.15 | 11.80 = | Denmark | | |
| | IQF portion | | 13.01 | 15.22 | United States of America CIF | United States of America | |
| | Filletts | | 13.66 | 15.98 | | Chile | |



| Fish Species Trade Name | Product Form | Grading | Price per kg | | Reference & Area | Origin |
|--|---------------------------------------|-------------------|---------------|---------------|---|---------------------|
| | | | As stated | EUR USD | | |
| TROUT | | | | | | October 2021 |
| Rainbow trout/ Truite arc-en-ciel/ Trucha arco iris Oncorhynchus mykiss | Fresh- whole | | 6.20 | 7.21 = | France wholesale | France |
| | Fillet | | 8.20 | 9.53 = | | |
| | Fillet, smoked | | 28.00 | 32.56 = | Retail | |
| | Whole, gutted, bulk | | 15.00 | 17.44 + | | |
| | Fresh - whole | | 4.50 | 5.23 = | Spain wholesale | Spain |
| | Fresh - fillets | | 4.90 | 5.70 * | | |
| FRESHWATER FISH | | | | | | October 2021 |
| Arctic char/Omble-chevalier/ Trucha alpina Salvelinus alpinus | Fresh- whole | | 10.00 | 11.63 = | France wholesale | Europe |
| Nile perch/Perche du Nil/Perca del Nilo Lates niloticus | Fillet - skinless | 300-500 g/pc | 4.70 | 5.50 | Europe CFR | Uganda |
| | Interleaved, 100% net weight | 500-1000 | 5.51 | 6.45 | | |
| | Fresh, whole | 2000-4000 ~1pc | 4.52 | 5.26 | Italy FCA CPT | Tanzania |
| | Fresh, slice | | 6.04 | 7.02 | | |
| | Fresh - fillets | | 6.02 | 7.00 | | |
| | Fresh - fillets | | 9.50 | 11.05 + | | |
| Pike perch/Sandre/ Lucioperca Sander lucioperca | Fillet - skinless, PBI, IWP | 500-1000 g/pc | 5.51 | 6.45 | Spain wholesale CFR | |
| | Fresh- whole | Average size | 9.50 | 11.05 + | France wholesale | Europe |
| | Fillet | | 13.20 | 15.35 + | | |
| | Fresh- whole | big size | 12.00 | 13.95 + | | |
| Nile Tilapia/Tilapia du Nil/Tilapia del Nilo Oreochromis niloticus | Fillet - skinless, IQF, PBO | 5-7 oz/pc | 3.42 | 4.00 | Spain CFR | China |
| | Fillet | | 4.75 | 5.52 | United States of America CIF | Viet Nam |
| Black tilapia/Tilapia noir/ Tilapia negra Oreochromis placidus | Fillet | 4-5 oz/pc | 4.06 | 4.75 | | |
| Pangasius Pangasius hypophthalmus | Fillet, thawed | | 3.60 | 4.19 | Italy CIF | |
| | Fresh - fillets | | 5.00 | 5.81 = | Spain wholesale | |
| | Frozen, fillet | | 2.50 | 2.91 + | | |
| NON-TRADITIONAL SPECIES | | | | | | October 2021 |
| Sturgeon/Esturgeon/ Esturione Acipenseridae | Frozen - Whole | 1.5-2 kg/pc | 6.50 | 7.56 | France CIF | France |
| | Gutted | 5-7 kg/pc | 7.50 | 8.72 | | |
| | Fillets | 200-300 g/pc | 15.00 | 17.44 | | |
| | | 800-1000 | 15.00 | 17.44 | | |
| A.baeri | Caviar (Aquitaine) metal boxes | | 990.00 | 1,151 | | |
| European eel/ Anguille d'Europe/ Anguilla europea Anguilla anguilla | Smoked | Medium | 48.00 | 55.81 = | wholesale | Europe |
| | Fresh | | 13.37 | 15.55 | Italy CPT | |
| Dusky grouper Mérou noir/Mero moreno Epinephelus marginatus | H&G | 3-5 kg/pc | 4.66 | 5.45 + | Europe CIF | Yemen |
| | | > 5 | 4.66 | 5.45 + | | |
| | | > 3 kg/pc | 4.66 | 5.45 + | Italy CIF | Senegal |
| | | 5-10 kg/pc | 4.96 | 5.80 * | | |
| | Fresh - whole | 1-2 kg/pc | 14.74 | 17.14 | CPT | |
| | | 2-4 | 15.02 | 17.47 | | |
| | | 4-7 | 10.71 | 12.45 | | |
| | | 7-10 | 12.08 | 14.05 | | |
| | | 10-20 | 10.43 | 12.13 | | |
| | | > 20 | 9.80 | 11.40 | | |
| White grouper/ Merou blanc/Cherna de ley Epinephelus aeneus | Gutted | 1.5-2 kg/pc | 4.49 | 5.25 + | Spain CIF | Yemen |
| | | 2-3 | 4.49 | 5.25 + | | |
| | | 3-5 | 4.49 | 5.25 + | | |
| | | 5-10 | 4.49 | 5.25 + | | |
| | | 1-2 kg/pc | 11.45 | 13.31 | Italy CPT | |
| | | 2-4 | 13.23 | 15.38 | | |
| Mahi mahi/Dorado/ Dorado Coryphaena hippurus | Gutted, skinless | | 2.52 | 2.95 | Europe CIF | Mozambique |
| | Fresh, whole | | 2.07 | 2.41 | Italy CPT | Spain |
| | | | 2.65 | 3.08 | Spain FOB | |
| Blue shark/ Peau bleue/Tiburón azul Prionace glauca | H&G, skin-on | < 4 kg/pc | 1.67 | 1.94 - | | |
| | | 4-7 | 1.67 | 1.94 - | | |
| | | 7-12 | 1.37 | 1.59 - | | |
| | | 12-20 | 1.39 | 1.62 - | | |
| | | > 20 | 1.38 | 1.60 - | | |
| | H&G, skinless | < 4 kg/pc | 2.30 | 2.67 - | | |
| | | 4-7 | 2.30 | 2.67 - | | |
| | | 7-12 | 1.89 | 2.20 - | | |
| | | 12-20 | 1.85 | 2.15 - | | |
| | | > 20 | 1.82 | 2.12 - | | |



| Fish Species Trade Name | Product Form | Grading | Price per kg | | Reference & Area | Origin |
|---|-------------------------|--------------|--------------------|-------------------|---------------------|---------------------|
| | | | As stated | EUR USD | | |
| NON-TRADITIONAL SPECIES (cont.) | | | | | | October 2021 |
| Mako shark/Taupe bleue Marrajo dientuso <i>Isurus oxyrinchus</i> | | < 10 kg/pc | 3.25 | 3.78 + | Spain FOB | |
| | | 10-30 | 4.25 | 4.94 + | | |
| | | 30-50 | 4.25 | 4.94 + | | |
| | | 50-100 | 4.35 | 5.06 + | | |
| | | > 100 | 4.15 | 4.83 + | | |
| Black marlin/Makaire noir/ Marlin negro <i>Makaira nigricans</i> | H&G, skin-on | < 80 kg/pc | 3.50 | 4.07 + | France CIF | Yemen |
| | | > 80 | 3.55 | 4.13 + | | |
| Blue marlin/Makaire bleu/ Marlin azul <i>Makaira indica</i> | | < 80 kg/pc | 3.50 | 4.07 + | | |
| | | > 80 | 3.55 | 4.13 + | | |
| Crimson jobfish Colas fil/Panchito hebra <i>Pristipomoides filamentosus</i> | Whole, gutted | 2- 3 kg/pc | 2.74 | 3.20 | | |
| | | 3- 5 | 2.91 | 3.40 | | |
| | | 5- 10 | 2.99 | 3.50 | | |
| SEABASS/SEABREAM/ MEAGRE | | | | | | October 2021 |
| Seabass/Bar, Loup/Lubina <i>Dicentrarchus labrax</i> | Fresh - whole farmed | 200-300 g/pc | 3.20 | 3.72 = | Greece FOB | Greece |
| | | 300-450 | 4.80 | 5.58 + | | |
| | | 450-600 | 5.10 | 5.93 + | | |
| | | 600-800 | 6.00 | 6.98 + | | |
| | | 800-1000 | 6.80 | 7.91 + | | |
| | | > 1000 | 8.50 | 9.88 = | | |
| | | 200-300 g/pc | 3.40 | 3.95 = | Italy CIF | |
| | | 300-450 | 5.00 | 5.81 + | | |
| | | 450-600 | 5.30 | 6.16 + | | |
| | | 600-800 | 6.20 | 7.21 + | | |
| | | 800-1000 | 7.00 | 8.14 + | | |
| | | > 1000 | 8.70 | 10.12 = | | |
| | 200-300 g/pc | 3.45 | 4.01 = | France CIF | | |
| | 300-450 | 5.05 | 5.87 + | | | |
| | 450-600 | 5.35 | 6.22 + | | | |
| | 600-800 | 6.25 | 7.27 + | | | |
| | 800-1000 | 7.05 | 8.20 + | | | |
| | > 1000 | 8.75 | 10.17 = | | | |
| | 200-300 g/pc | 3.44 | 4.00 = | Spain CIF | | |
| | 300-450 | 5.04 | 5.86 + | | | |
| | 450-600 | 5.34 | 6.21 + | | | |
| | 600-800 | 6.24 | 7.26 + | | | |
| | 800-1000 | 7.04 | 8.19 + | | | |
| | > 1000 | 8.74 | 10.16 = | | | |
| 200-300 g/pc | 3.47 | 4.03 = | Germany CIF | | | |
| 300-450 | 5.07 | 5.90 + | | | | |
| 450-600 | 5.37 | 6.24 + | | | | |
| 600-800 | 6.27 | 7.29 + | | | | |
| 800-1000 | 7.07 | 8.22 + | | | | |
| > 1000 | 8.77 | 10.20 = | | | | |
| Fresh - whole farmed | 200-300 g/pc | 200-300 g/pc | 3.45 | 4.01 = | Portugal CIF | |
| | | 300-450 | 5.05 | 5.87 + | | |
| | | 450-600 | 5.35 | 6.22 + | | |
| | | 600-800 | 6.25 | 7.27 + | | |
| | | 800-1000 | 7.05 | 8.20 + | | |
| | | > 1000 | 8.75 | 10.17 = | | |
| | 200-300 g/pc | 200-300 g/pc | 3.63 | 4.22 = | UK CIF | |
| | | 300-450 | 5.23 | 6.08 + | | |
| | | 450-600 | 5.53 | 6.43 + | | |
| | | 600-800 | 6.43 | 7.48 + | | |
| | | 800-1000 | 7.23 | 8.41 + | | |
| | | > 1000 | 8.93 | 10.38 = | | |
| 500-1000 g/pc | 500-1000 g/pc | 20.70 | 24.07 | Spain CFR | France | |
| | 1000-2000 | 23.30 | 27.09 | | | |
| | 2000-3000 | 24.40 | 28.37 | | | |
| | 3000-4000 | 24.40 | 28.37 | | | |



| Fish Species Trade Name | Product Form | Grading | Price per kg | | Reference & Area | Origin | | |
|--|--|-------------------------------|---------------|------------------|-------------------------|--------------------------|-------------------|---------|
| | | | As stated | EUR USD | | | | |
| SEABASS/SEABREAM/ MEAGRE (cont.) | | | | | | October 2021 | | |
| Seabass/Bar, Loup/Lubina <i>Dicentrarchus labrax</i> | Fresh - whole - wild, from trawling | 800-1000 g/pc | 14.50 | 16.86 = | France wholesale | France | | |
| | | 1000-2000 | 16.00 | 18.60 + | | | | |
| | | 2000-3000 | 17.00 | 19.77 + | | | | |
| | Fresh - whole - wild, from line fishing | 1000-2000 | 24.00 | 27.91 - | | France wholesale | France | |
| | | 2000-3000 | 25.00 | 29.07 - | | | | |
| | | > 3000 | 26.00 | 30.23 * | | | | |
| | | Fresh - whole - farmed | 400-600 g/pc | 6.60 | | | | 7.67 = |
| | | | 600-800 | 8.00 | | | | 9.30 = |
| | | | 800-1000 | 11.50 | | | | 13.37 + |
| | | 300-400 g/pc | 5.75 | 6.69 | | Croatia | Croatia | |
| | | 800-1000 | 10.43 | 12.13 | | | | |
| | | Large | 10.70 | 12.89 | | | | |
| | | Medium | 9.70 | 11.69 | | Italy (Orbetello) | Italy (Orbetello) | |
| | | Small | 7.60 | 9.16 | | | | |
| | | Fresh, wild | 500-1000 g/pc | 15.00 | | | | 18.07 |
| 1000-2000 | 15.00 | | 18.07 | | | | | |
| 2000-3000 | 20.80 | | 25.06 | | | | | |
| 3000-4000 | 23.00 | | 27.71 | | | | | |
| Fresh, wild Fresh, farmed | | 22.00 | 26.51 * | wholesale | Europe | | | |
| | | 5.80 | 6.99 * | | | | | |
| Fresh, farmed | Fresh, farmed | 200-300 g/pc | 3.38 | 3.93 + | Italy CIF | Greece | | |
| | | 300-400 | 4.89 | 5.69 + | | | | |
| | | 400-600 | 5.48 | 6.37 + | | | | |
| | | 600-800 | 6.29 | 7.31 + | | | | |
| | | 800-1000 | 7.91 | 9.20 + | | | | |
| | Fresh, fillets | 70-100 g/pc | 9.00 | 10.47 | | | | |
| | | 100-140 | 9.21 | 10.71 | | | | |
| | Fresh - whole | 140-180 | 9.80 | 11.40 | | Turkey | Turkey | |
| | | 200-300 g/pc | 4.20 | 3.98 + | | | | |
| | | 300-400 | 5.00 | 4.58 + | | | | |
| 400-600 | | 5.20 | 5.06 + | | | | | |
| 600-800 | | 6.10 | 5.54 + | | | | | |
| | 800-1000 | 7.00 | 6.63 + | | | | | |
| | > 1000 | 8.00 | 7.23 + | | | | | |
| Gilthead seabream/ Dorade royale/Dorada <i>Sparus aurata</i> | farmed | 300-450 | 4.20 | 4.88 = | Greece FOB | Greece | | |
| | | 450-600 | 4.20 | 4.88 = | | | | |
| | | 600-800 | 4.80 | 5.58 = | | | | |
| | | 800-1000 | 6.50 | 7.56 = | | | | |
| | | > 1000 | 8.50 | 9.88 = | | | | |
| | | Italy CIF | 200-300 g/pc | 8.20 | 9.53 = | | | |
| | | | 300-450 | 4.40 | 5.12 = | | | |
| | | | 450-600 | 4.40 | 5.12 = | | | |
| | | | 600-800 | 5.00 | 5.81 = | | | |
| | | | 800-1000 | 6.70 | 7.79 = | | | |
| | | France CIF | > 1000 | 8.70 | 10.12 = | | | |
| | | | 200-300 g/pc | 8.25 | 9.59 = | | | |
| | | | 300-450 | 4.45 | 5.17 = | | | |
| | | | 450-600 | 4.45 | 5.17 = | | | |
| | | | 600-800 | 5.05 | 5.87 = | | | |
| | 800-1000 | 6.75 | 7.85 = | | | | | |
| | > 1000 | 8.75 | 10.17 = | | | | | |



| Fish Species Trade Name | Product Form | Grading | Price per kg | | Reference & Area | Origin |
|--|-------------------------|---------------|--------------|------------------|---------------------|---------------------|
| | | | As stated | EUR USD | | |
| SEABASS/SEABREAM/ MEAGRE (cont.) | | | | | | October 2021 |
| Gilthead seabream/ Dorade royale/Dorada <i>Sparus aurata</i> | Fresh - whole farmed | 200-300 g/pc | 8.24 | 9.58 = | Spain CIF | |
| | | 300-450 | 4.44 | 5.16 = | | |
| | | 450-600 | 4.44 | 5.16 = | | |
| | | 600-800 | 5.04 | 5.86 = | | |
| | | 800-1000 | 6.74 | 7.84 = | | |
| | | > 1000 | 8.74 | 10.16 = | | |
| | | 200-300 g/pc | 8.27 | 9.62 = | Germany CIF | |
| | | 300-450 | 4.47 | 5.20 = | | |
| | | 450-600 | 4.47 | 5.20 = | | |
| | | 600-800 | 5.07 | 5.90 = | | |
| | | 800-1000 | 6.77 | 7.87 = | | |
| | | > 1000 | 8.77 | 10.20 = | | |
| | | 200-300 g/pc | 8.25 | 9.59 = | Portugal CIF | |
| | | 300-450 | 4.45 | 5.17 = | | |
| | | 450-600 | 4.45 | 5.17 = | | |
| | 600-800 | 5.05 | 5.87 = | | | |
| | 800-1000 | 6.75 | 7.85 = | | | |
| | > 1000 | 8.75 | 10.17 = | | | |
| | 200-300 g/pc | 8.43 | 9.80 = | UK CIF | | |
| | 300-450 | 4.63 | 5.38 = | | | |
| | 450-600 | 4.63 | 5.38 = | | | |
| | 600-800 | 5.23 | 6.08 = | | | |
| | 800-1000 | 6.93 | 8.06 = | | | |
| > 1000 | 8.93 | 10.38 = | | | | |
| Fresh - wild | 500-1000 g/pc | 24.40 | 28.37 | Spain CIF | France | |
| | 1000-2000 | 19.80 | 23.02 | | | |
| | 3000-4000 | 16.40 | 19.07 | | | |
| Fresh, wild | | 21.00 | 25.30 * | wholesale | Europe | |
| Fresh, farmed | | 4.40 | 5.30 * | | | |
| | 500-800 g/pc | 12.50 | 14.53 = | France wholesale | | |
| | 800-1000 | 13.50 | 15.70 = | | | |
| | > 1000 | 15.50 | 18.02 = | | | |
| Fresh - farmed | 300-400 | 4.60 | 5.35 - | Italy CIF | | |
| | 400-600 | 4.80 | 5.58 - | | | |
| | 600-800 | 8.70 | 10.12 - | | | |
| | 800-1000 | 9.20 | 10.70 = | | | |
| | 300-400 g/pc | 4.30 | 5.00 = | | | |
| | 200-300 g/pc | 3.79 | 4.41 | | | |
| | 300-400 | 3.78 | 4.40 | | | |
| | 400-600 | 3.76 | 4.37 | | | |
| | 600-800 | 3.80 | 4.42 | | | |
| | 800-1000 | 4.24 | 4.93 | | | |
| | 1000-1500 | 7.53 | 8.76 | | | |
| | 1500-2000 | 9.40 | 10.93 | | | |
| Fresh - farmed | 200-300 g/pc | 4.00 | 4.82 + | FCA | Turkey | |
| | 300-400 | 4.00 | 4.82 + | | | |
| | 400-600 | 4.00 | 4.82 + | | | |
| | 600-800 | 4.50 | 5.42 = | | | |
| | 800-1000 | 6.00 | 6.63 = | | | |
| | > 1000 | 7.50 | 8.43 = | | | |
| | 300-400 g/pc | 5.70 | 6.63 | | | |
| | 400-600 g/pc | 6.36 | 7.40 | | | |
| | 600-800 | 7.25 | 8.43 | | | |
| | Large | 10.70 | 12.44 | | | |
| | Medium | 9.70 | 11.28 | | | |
| | Small | 7.60 | 8.84 | | | |
| | farmed Orbetello | | | | Italy | |
| White seabream/Sar/Sargo <i>Diplodus sargus</i> | Fresh | 300-500 g/pc | 5.50 | 6.40 | Italy CPT | Senegal |
| | | 400-600 | 5.72 | 6.65 | | Spain |
| | | 500-700 | 11.91 | 13.85 | | |
| | | 700-1000 | 11.97 | 13.92 | | |
| | | | | | | |
| Meagre/Maigre commun/Corvina <i>Argyrosomus regius</i> | Fresh - Whole farmed | 500-1000 g/pc | 4.55 | 5.29 | Italy FCA | Greece |
| | | 1000-2000 | 4.65 | 5.41 | | |
| | | > 2000 | 4.02 | 4.67 | | |
| | Fresh- whole, wild | > 1000 g/pc | 9.50 | 11.05 + | France wholesale | France |



The European Fish Price Report is a monthly GLOBEFISH publication.
This issue was prepared by Helga Josupeit and Felix Dent.

PRICE REFERENCE (INCOTERMS 2010)

| | |
|-----|--------------------------------|
| CFR | Cost and Freight |
| CIF | Cost, Insurance and Freight |
| CIP | Carriage and Insurance Paid To |
| CPT | Carriage Paid To |
| DAT | Delivered at Terminal |
| DAP | Delivered at Place |
| DDP | Delivered Duty Paid |
| EXW | Ex Works |
| FCA | Free Carrier |
| FAS | Free Alongside Ship |
| FOB | Free on Board |

PRODUCT FORM

| | |
|-----|---------------------------|
| C&P | Cooked and Peeled |
| FAS | Frozen at Sea |
| H&G | Headed and Gutted |
| HOG | Head on Gutted (salmon) |
| IQF | Individually Quick Frozen |
| IWP | Individually Wrapped Pack |
| PBI | Pinbone In |
| PBO | Pinbone Off |
| PD | Peeled and Deveined |
| PTO | Peeled Tail On |
| PUD | Peeled, Undeveined |

CURRENCY RATES

| | | US\$ | EUR |
|---------|-----|--------|--------|
| Canada | CAD | 1.23 | 1.44 |
| Hungary | HUF | 308.85 | 360.20 |
| Norway | NOK | 8.33 | 9.73 |
| USA | USD | | 1.17 |
| EU | EUR | 0.86 | |
| Denmark | DKK | 6.38 | 7.44 |
| Russia | RUR | 70.84 | 82.61 |

Exchange Rates 19.10.2021

SYMBOLS

- + Price increased in original currency since last report
- Price decreased in original currency since last report
- = Updated but unchanged price
- * New insertion
- Not updated since last issue

FAO GLOBEFISH is pleased to announce a new information product available on its website: the GLOBEFISH European Price Dashboard. Prices are automatically drawn from various sources along the value chain into a central database and updated once a week. Users can browse prices and analyse trends, as well as search or filter prices according to common or scientific name, species grouping, preservation, origin or market, to mention a few.



**GLOBEFISH Market Reports are available from the GLOBEFISH web site:
www.fao.org/in-action/globefish**



Food and Agriculture
Organization of the
United Nations

EUROPEAN PRICE REPORT

GLOBEFISH

Trade and Market Team (NFIMT)
Fisheries and Aquaculture Division
Food and Agriculture Organization of the United Nations
Viale delle Terme di Caracalla
00153 Rome, Italy

globefish@fao.org

www.globefish.org



#FAOfish



GLOBEFISH
