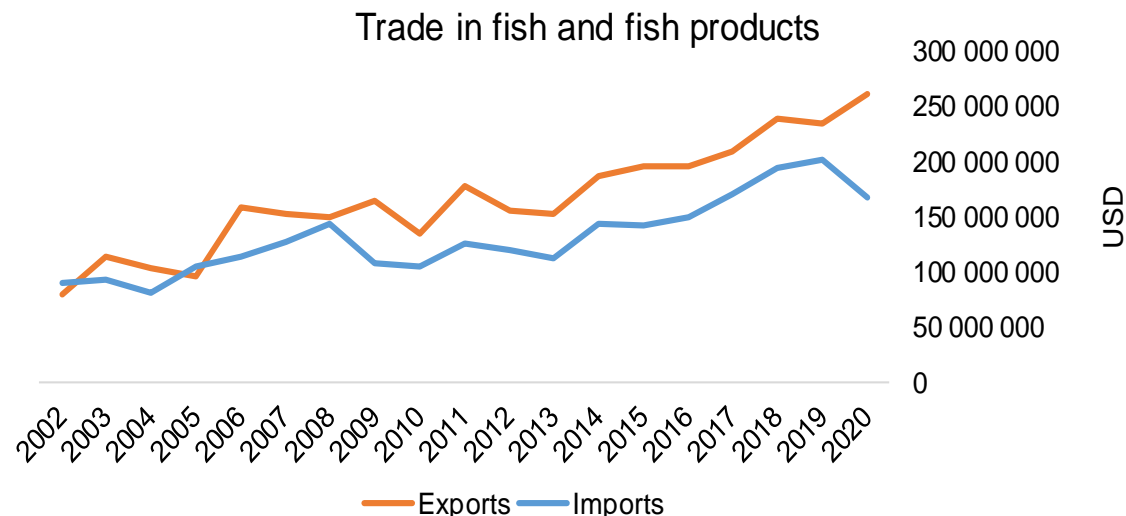




COUNTRY BRIEF

Population	Ease of doing business rank
4 048 000	51st
Length of coastline	EEZ/EFZ
5 664 km	N/A
Average GDP growth	GDP per capita
1.71%	USD 14 100



GDP from fisheries

0.25%

Fish available for consumption

18.7 kg/capita

Imports of fish and fish products - 2020

USD 167 531 060

Agricultural GDP from fisheries

8.30%

Fisheries and aquaculture production

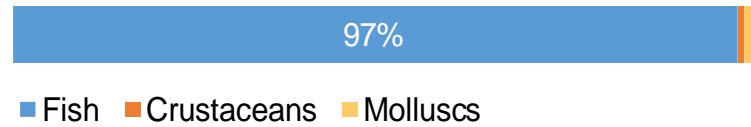
Total	93 315 tonnes
Fisheries	77%
Aquaculture	23%

Exports of fish and fish products - 2020

USD 262 585 360

Production and Trade Breakdown

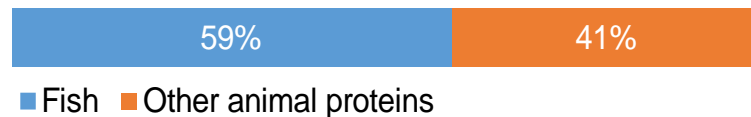
Production by volume



Imports by value



Exports by value



Production - Top 10 Species (Volume)

Rank	Species	Volume (Tonnes)
1 st	European pilchard (Sardine)	50 154
2 nd	European anchovy	9 784
3 rd	Gilthead seabream	7 912
4 th	European seabass	6 769
5 th	Atlantic bluefin tuna	4 223
6 th	Atlantic chub mackerel	1 967
7 th	Common carp	1 855
8 th	Jack and horse mackerels nei	1 710
9 th	European hake	1 206
10 th	Red mullet	763

Imports - Top 10 Products (Value)

			USD
1 st	Squid, cuttlefish	frozen	26 266 860
		HS 0307.43	
2 nd	Tunas, skipjack, bonito	prepared or preserved; whole or in pieces	21 643 190
		HS 1604.14	
3 rd	Fish	prepared or preserved	9 597 920
		HS 1604.20	
4 th	Herrings	frozen; excluding fillets, livers and roes	9 519 740
		HS 0303.51	
5 th	Sardines, sardinella, brisling or sprats	frozen; excluding fillets, livers and roes	6 573 510
		HS 0303.53	
6 th	Animal feed	of fish, marine invertebrates or mammals	6 362 460
		HS 2309.90	
7 th	Hake	frozen fillets	5 448 890
		HS 0304.74	
8 th	Fish	live	4 983 780
		HS 0301.99	
9 th	Cod	dried, whether or not salted; not smoked	4 551 280
		HS 0305.51	
10 th	Shrimps, prawns	frozen	3 825 350
		HS 0306.17	

Exports - Top 10 Products (Value)


			USD
1 st	Seabream	fresh or chilled; excluding fillets, livers and roes	40 013 530
		HS 0302.85	
2 nd	Atlantic, Pacific, southern bluefin tunas	fresh or chilled; excluding fillets, livers and roes	35 994 790
		HS 0302.35	
3 rd	Seabass	fresh or chilled; excluding fillets, livers and roes	35 592 010
		HS 0302.84	
4 th	Sardines, sardinella, brisling or sprats	prepared or preserved; whole or in pieces	30 961 960
		HS 1604.13	
5 th	Anchovies	salted or in brine, not dried or smoked	18 004 560
		HS 0305.63	
6 th	Sardines, sardinella, brisling or sprats	frozen; excluding fillets, livers and roes	17 179 220
		HS 0303.53	
7 th	Squid, cuttlefish	frozen	9 326 440
		HS 0307.43	
8 th	Fish, other than species in 0302	fresh or chilled; excluding fillets, livers and roes	6 974 460
		HS 0302.89	
9 th	Fish	fresh or chilled fillets	6 088 120
		HS 0304.49	
10 th	Anchovies	prepared or preserved; whole or in pieces	5 090 200
		HS 1604.16	

Established in 1984, GLOBEFISH is a multi-donor funded project in the Fisheries Division of the Food and Agriculture Organization of the United Nations (FAO), responsible for providing up-to-date market and trade information on fish and fish products.

[Visit our website](#)

[Subscribe to our newsletter](#) or [email us](#)

Recent Publications



[Globefish Highlights](#)

Our flagship publication, focused on prices and analysis of market trends covering a variety of major commodities. Released quarterly.



[Chinese Fish Price Report](#)

Comprehensive coverage of Chinese price trends, market information for commercially significant species, along with industry news and policy updates. Released quarterly.



[European Price Report](#)

Market and price analysis for fish and fish products in the European market. Released monthly.



This is the second edition of the GLOBEFISH Market Profiles produced for this country, and was made at the beginning of 2023.

These profiles are based on nationally reported data or information published by international agencies. As the profile is intended to reflect the most up to date information available, reporting years may vary between sections and commodities.

The designations employed and the presentation of material in this information product do not imply the expression of any opinion whatsoever on the part of FAO concerning the legal or constitutional status of any country, territory or sea area, or the delimitation of frontiers or boundaries.

The data herein presented is compiled by FAO staff at the time of its production, "as is" and "as available", and every effort is made to ensure, but not guarantee, their timeliness, accuracy and completeness. FAO assumes no responsibility for errors and omissions in the data provided. Users are, however, kindly asked to report any errors or deficiencies in this product to FAO GLOBEFISH (globefish@fao.org).

Please note

Re-exports and re-imports are not included. The term N/A has been used to indicate that information was not found in the indicated sources. The classification of fish and fish products as either processed or unprocessed is very broad and is intended for indicative purposes only.

[HS codes for fish and fish products](#)

International trade codes for fish and fish products in a user friendly format.



Sources and time periods:

-Fishing and aquaculture production (2020):
FAO's [Global Fishery and Aquaculture Production Statistics](#)

-Fish available for consumption (2017):
FAO's [Fishery and Aquaculture Statistics 2019](#)

-Population (2020), GDP Growth (2016-2020), GDP per Capita (2020):
IMF's [World Economic Outlook Databases](#)

-Imports, Exports and Share of Trade (2020):
FAO's [Global Fishery and Aquaculture Commodities Statistics](#)

-GDP, GDP from fisheries, GDP from agriculture (2020):
World Bank's [World Development Indicators](#),
OECD's [National Accounts Statistics](#) or
UNSD's [National Accounts](#)

-Ease of doing business (2020):
World Bank's [Ease of Doing Business](#) ranking

-Length of Coastline, Exclusive Economic Zone, Exclusive Fishing Zone (2003):
UNEP's [Global Environment Outlook](#)

[GLOBEFISH](#)

Explore more market information on the GLOBEFISH website



[European Price Dashboard](#)

Hundreds of prices, updated every Monday

