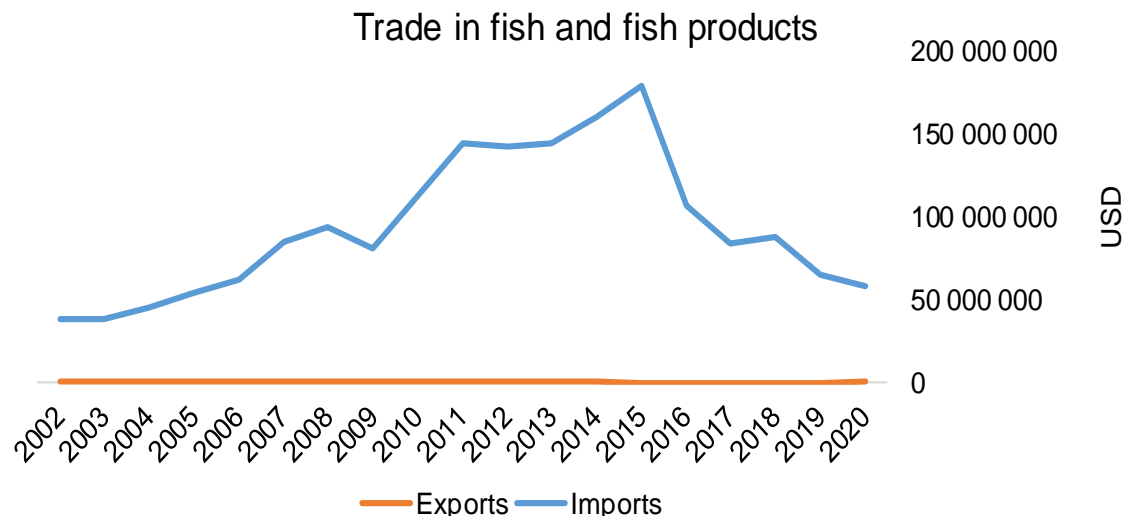




COUNTRY BRIEF

Population	Ease of doing business rank
90 794 000	183rd
Length of coastline	Exclusive fishing zone
177 km	121 km ²
Average GDP growth	GDP per capita
25.74%	USD 500



GDP from fisheries

N/A

Fish available for consumption

N/A

Imports of fish and fish products - 2020

USD 58 215 920

Agricultural GDP from fisheries

N/A

Fisheries and aquaculture production

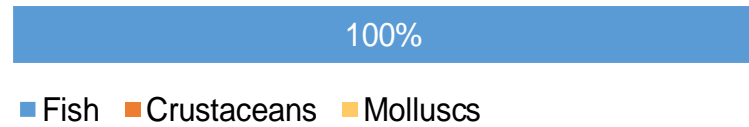
Total	221 340 tonnes
Fisheries	98%
Aquaculture	2%

Exports of fish and fish products - 2020

USD 762 720

Production and Trade Breakdown

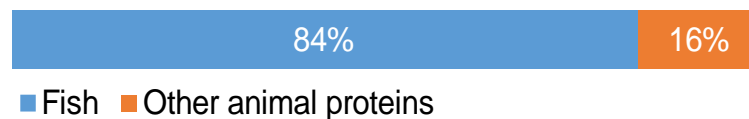
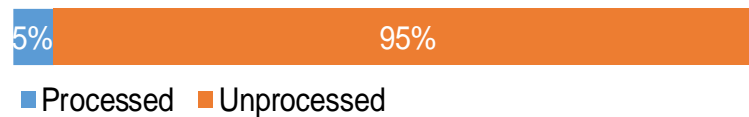
Production by volume



Imports by value



Exports by value



Production - Top 10 Species (Volume)

Rank	Species	Volume (Tonnes)
1 st	Freshwater fishes nei	210 050
2 nd	Tilapias nei	3 500
3 rd	Largehead hairtail	1 930
4 th	Croakers, drums nei	1 760
5 th	Marine fishes nei	1 300
6 th	Sharks, rays, skates, etc. nei	640
7 th	Sea catfishes nei	490
8 th	Threadfins, tasselfishes nei	420
9 th	Tonguefishes	380
10 th	Crevalle jack	340

Imports - Top 10 Products (Value)

			USD
1 st	Jack, horse mackerel	frozen; excluding fillets, livers and roes HS 0303.55	24 988 830
2 nd	Fish	dried, whether or not salted; not smoked HS 0305.59	9 031 500
3 rd	Sardines, sardinella, brisling or sprats	prepared or preserved; whole or in pieces HS 1604.13	7 374 860
4 th	Fish, other than species in 0303	frozen; excluding fillets, livers and roes HS 0303.89	4 306 700
5 th	Tilapias	frozen; excluding fillets, livers and roes HS 0303.23	4 086 980
6 th	Jack, horse mackerel	fresh or chilled; excluding fillets, livers and roes HS 0302.45	1 062 120
7 th	Sardines, sardinella, brisling or sprats	frozen; excluding fillets, livers and roes HS 0303.53	1 051 960
8 th	Catfish	frozen; excluding fillets, livers and roes HS 0303.24	975 800
9 th	Salmonidae	fresh or chilled; excluding fillets, livers and roes HS 0302.19	959 830
10 th	Mackerel	frozen; excluding fillets, livers and roes HS 0303.54	840 570

Exports - Top 10 Products (Value)

			USD
1 st	Nile perch, snakeheads	frozen; excluding fillets, livers and roes HS 0303.29	712 990
2 nd	Fish, other than species in 0305.3	dried, salted or in brine; not smoked HS 0305.39	32 800
3 rd	Freshwater ornamental fish	live HS 0301.11	8 560
4 th	Fish	dried, whether or not salted; not smoked HS 0305.59	5 730
5 th	Fish, other than species in 0305.4	smoked, including fillets HS 0305.49	1 360
6 th	Fish fins, other edible offal	dried, smoked, salted or in brine HS 0305.79	650
7 th	Livers, roes, milt	dried, salted or in brine HS 0305.20	450
8 th	Sardines, sardinella, brisling or sprats	prepared or preserved; whole or in pieces HS 1604.13	180

A GLOBEFISH Product

Information, Disclaimer


Sources

Established in 1984, GLOBEFISH is a multi-donor funded project in the Fisheries Division of the Food and Agriculture Organization of the United Nations (FAO), responsible for providing up-to-date market and trade information on fish and fish products.

[Visit our website](#)

[Subscribe to our newsletter](#) or [email us](#)

Recent Publications



[Globefish Highlights](#)

Our flagship publication, focused on prices and analysis of market trends covering a variety of major commodities. Released quarterly.



[Chinese Fish Price Report](#)

Comprehensive coverage of Chinese price trends, market information for commercially significant species, along with industry news and policy updates. Released quarterly.



[European Price Report](#)

Market and price analysis for fish and fish products in the European market. Released monthly.



This is the second edition of the GLOBEFISH Market Profiles produced for this country, and was made at the beginning of 2023.

These profiles are based on nationally reported data or information published by international agencies. As the profile is intended to reflect the most up to date information available, reporting years may vary between sections and commodities.

The designations employed and the presentation of material in this information product do not imply the expression of any opinion whatsoever on the part of FAO concerning the legal or constitutional status of any country, territory or sea area, or the delimitation of frontiers or boundaries.

The data herein presented is compiled by FAO staff at the time of its production, "as is" and "as available", and every effort is made to ensure, but not guarantee, their timeliness, accuracy and completeness. FAO assumes no responsibility for errors and omissions in the data provided. Users are, however, kindly asked to report any errors or deficiencies in this product to FAO GLOBEFISH (globefish@fao.org).

Please note

Re-exports and re-imports are not included. The term N/A has been used to indicate that information was not found in the indicated sources. The classification of fish and fish products as either processed or unprocessed is very broad and is intended for indicative purposes only.

[HS codes for fish and fish products](#)

International trade codes for fish and fish products in a user friendly format.



Sources and time periods:

-Fishing and aquaculture production (2020):
FAO's [Global Fishery and Aquaculture Production Statistics](#)

-Fish available for consumption (2017):
FAO's [Fishery and Aquaculture Statistics 2019](#)

-Population (2020), GDP Growth (2016-2020), GDP per Capita (2020):
IMF's [World Economic Outlook Databases](#)

-Imports, Exports and Share of Trade (2020):
FAO's [Global Fishery and Aquaculture Commodities Statistics](#)

-GDP, GDP from fisheries, GDP from agriculture (2020):
World Bank's [World Development Indicators](#),
OECD's [National Accounts Statistics](#) or
UNSD's [National Accounts](#)

-Ease of doing business (2020):
World Bank's [Ease of Doing Business](#) ranking

-Length of Coastline, Exclusive Economic Zone, Exclusive Fishing Zone (2003):
UNEP's [Global Environment Outlook](#)

[GLOBEFISH](#)

Explore more market information on the GLOBEFISH website



[European Price Dashboard](#)

Hundreds of prices, updated every Monday

