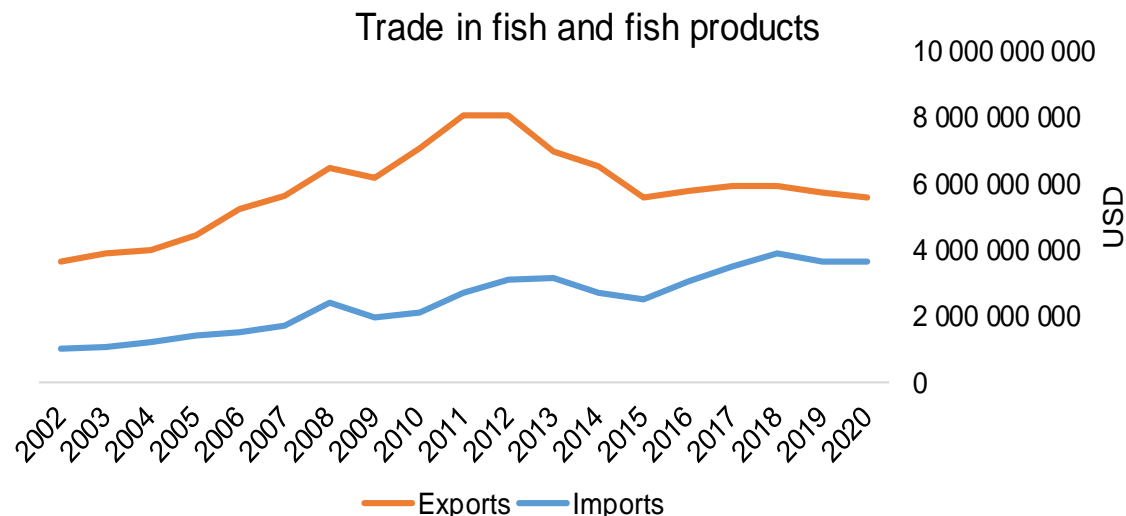




COUNTRY BRIEF

Population	Ease of doing business rank
69 800 000	21st
Length of coastline	Exclusive economic zone
7 066 km	176 540 km ²
Average GDP growth	GDP per capita
1.90%	USD 7 200



GDP from fisheries

0.72%

Fish available for consumption

29.5 kg/capita

Imports of fish and fish products - 2020

USD 3 646 609 340

Agricultural GDP from fisheries

8.96%

Fisheries and aquaculture production

Total 2 617 847 tonnes

Fisheries 63%

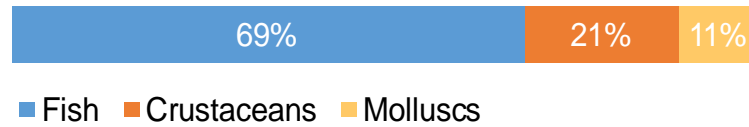
Aquaculture 37%

Exports of fish and fish products - 2020

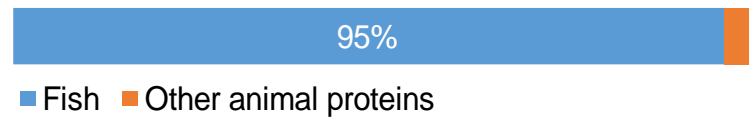
USD 5 612 384 860

Production and Trade Breakdown

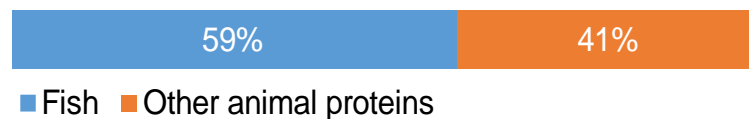

Production by volume



Imports by value



Exports by value



Production - Top 10 Species (Volume)

Rank	Species	Volume (Tonnes)
1 st	Marine fishes nei	489 496
2 nd	Whiteleg shrimp	373 633
3 rd	Nile tilapia	225 271
4 th	Anchovies, etc. nei	142 037
5 th	Africa-bighead catfish, hybrid	99 344
6 th	Common squids nei	83 192
7 th	Sardinellas nei	75 855
8 th	Freshwater fishes nei	70 889
9 th	Green mussel	69 329
10 th	Carangids nei	63 176

Imports - Top 10 Products (Value)

			USD
1 st	Skipjack, stripe-bellied bonito	frozen; excluding fillets, livers and roes HS 0303.43	765 934 500
2 nd	Squid, cuttlefish	frozen HS 0307.43	387 813 850
3 rd	Mackerel	frozen; excluding fillets, livers and roes HS 0303.54	283 866 570
4 th	Albacore or longfinned tunas	frozen; excluding fillets, livers and roes HS 0303.41	220 252 850
5 th	Yellowfin tunas	frozen; excluding fillets, livers and roes HS 0303.42	179 749 780
6 th	Tunas, skipjack, bonito	prepared or preserved; whole or in pieces HS 1604.14	156 044 910
7 th	Fish, other than species in 0304	frozen meat; excluding fillets, livers and roes HS 0304.99	118 855 460
8 th	Atlantic, Danube salmon	fresh or chilled; excluding fillets, livers and roes HS 0302.14	113 328 940
9 th	Fish, other than species in 0303	frozen; excluding fillets, livers and roes HS 0303.89	106 537 410
10 th	Sardines, sardinella, brisling or sprats	frozen; excluding fillets, livers and roes HS 0303.53	103 063 800

Exports - Top 10 Products (Value)

			USD
1 st	Tunas, skipjack, bonito	prepared or preserved; whole or in pieces HS 1604.14	2 356 127 840
2 nd	Shrimps, prawns	frozen HS 0306.17	561 649 940
3 rd	Shrimps, prawns	prepared or preserved, in airtight containers HS 1605.29	443 558 620
4 th	Fish	prepared or preserved HS 1604.20	278 346 630
5 th	Shrimps, prawns	prepared or preserved, not in airtight containers HS 1605.21	254 571 580
6 th	Squid, cuttlefish	frozen HS 0307.43	195 302 920
7 th	Flours, meals, pellets. Unfit for human consumption	from fish or aquatic invertebrates HS 2301.20	165 665 930
8 th	Sardines, sardinella, brisling or sprats	prepared or preserved; whole or in pieces HS 1604.13	159 161 920
9 th	Salmon	prepared or preserved; whole or in pieces HS 1604.11	118 531 880
10 th	Shrimps, prawns	live, fresh or chilled HS 0306.36	99 897 980

A GLOBEFISH Product

Information, Disclaimer


Sources

Established in 1984, GLOBEFISH is a multi-donor funded project in the Fisheries Division of the Food and Agriculture Organization of the United Nations (FAO), responsible for providing up-to-date market and trade information on fish and fish products.

[Visit our website](#)

[Subscribe to our newsletter](#) or [email us](#)

Recent Publications



[Globefish Highlights](#)

Our flagship publication, focused on prices and analysis of market trends covering a variety of major commodities. Released quarterly.



[Chinese Fish Price Report](#)

Comprehensive coverage of Chinese price trends, market information for commercially significant species, along with industry news and policy updates. Released quarterly.



[European Price Report](#)

Market and price analysis for fish and fish products in the European market. Released monthly.



This is the second edition of the GLOBEFISH Market Profiles produced for this country, and was made at the beginning of 2023.

These profiles are based on nationally reported data or information published by international agencies. As the profile is intended to reflect the most up to date information available, reporting years may vary between sections and commodities.

The designations employed and the presentation of material in this information product do not imply the expression of any opinion whatsoever on the part of FAO concerning the legal or constitutional status of any country, territory or sea area, or the delimitation of frontiers or boundaries.

The data herein presented is compiled by FAO staff at the time of its production, "as is" and "as available", and every effort is made to ensure, but not guarantee, their timeliness, accuracy and completeness. FAO assumes no responsibility for errors and omissions in the data provided. Users are, however, kindly asked to report any errors or deficiencies in this product to FAO GLOBEFISH (globefish@fao.org).

Please note

Re-exports and re-imports are not included. The term N/A has been used to indicate that information was not found in the indicated sources. The classification of fish and fish products as either processed or unprocessed is very broad and is intended for indicative purposes only.

[HS codes for fish and fish products](#)

International trade codes for fish and fish products in a user friendly format.



Sources and time periods:

-Fishing and aquaculture production (2020):
FAO's [Global Fishery and Aquaculture Production Statistics](#)

-Fish available for consumption (2017):
FAO's [Fishery and Aquaculture Statistics 2019](#)

-Population (2020), GDP Growth (2016-2020), GDP per Capita (2020):
IMF's [World Economic Outlook Databases](#)

-Imports, Exports and Share of Trade (2020):
FAO's [Global Fishery and Aquaculture Commodities Statistics](#)

-GDP, GDP from fisheries, GDP from agriculture (2020):
World Bank's [World Development Indicators](#),
OECD's [National Accounts Statistics](#) or
UNSD's [National Accounts](#)

-Ease of doing business (2020):
World Bank's [Ease of Doing Business](#) ranking

-Length of Coastline, Exclusive Economic Zone, Exclusive Fishing Zone (2003):
UNEP's [Global Environment Outlook](#)

[GLOBEFISH](#)

Explore more market information on the GLOBEFISH website



[European Price Dashboard](#)

Hundreds of prices, updated every Monday

