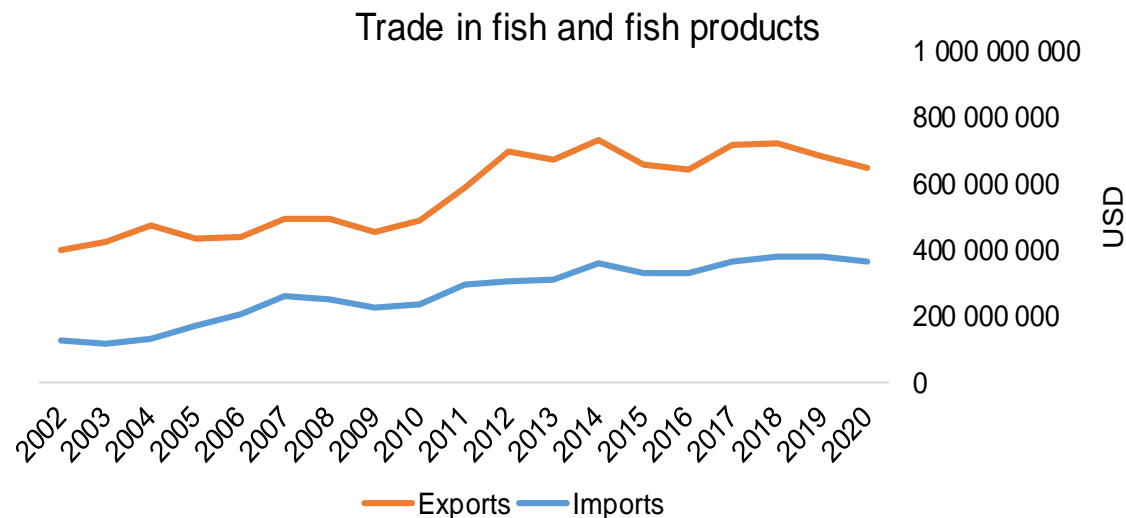




## COUNTRY BRIEF

Population	Ease of doing business rank
4 993 000	24th
Length of coastline	Exclusive fishing zone
6 437 km	358 922 km <sup>2</sup>
Average GDP growth	GDP per capita
8.41%	USD 85 200



GDP from fisheries

0.05%

Fish available for consumption

23.4 kg/capita

Imports of fish and fish products - 2020

USD 365 245 230

Agricultural GDP from fisheries

4.83%

Fisheries and aquaculture production

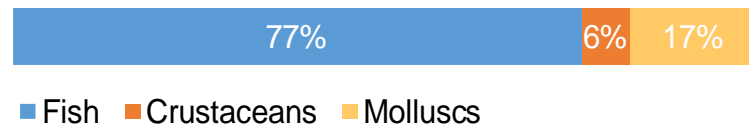
Total	216 711 tonnes
Fisheries	83%
Aquaculture	17%

Exports of fish and fish products - 2020

USD 649 951 770

## Production and Trade Breakdown

### Production by volume



### Imports by value



### Exports by value



## Production - Top 10 Species (Volume)

Rank	Species	Volume (Tonnes)
1 <sup>st</sup>	Atlantic mackerel	61 241
2 <sup>nd</sup>	Blue whiting (Poutassou)	16 441
3 <sup>rd</sup>	Blue mussel	14 729
4 <sup>th</sup>	Boarfish	14 686
5 <sup>th</sup>	European sprat	13 527
6 <sup>th</sup>	Atlantic horse mackerel	13 065
7 <sup>th</sup>	Atlantic salmon	12 940
8 <sup>th</sup>	Pacific cupped oyster	9 242
9 <sup>th</sup>	edible crab	6 383
10 <sup>th</sup>	Atlantic herring	6 276

## Imports - Top 10 Products (Value)

			USD
1 <sup>st</sup>	Atlantic, Danube salmon	fresh or chilled; excluding fillets, livers and roes HS 0302.14	36 589 790
2 <sup>nd</sup>	Animal feed	of fish, marine invertebrates or mammals HS 2309.90	32 947 680
3 <sup>rd</sup>	Tunas, skipjack, bonito	prepared or preserved; whole or in pieces HS 1604.14	29 479 160
4 <sup>th</sup>	Fish, other than species in 1604	prepared or preserved; whole or in pieces HS 1604.19	26 282 980
5 <sup>th</sup>	Shrimps, prawns	frozen HS 0306.17	23 157 610
6 <sup>th</sup>	Cod	frozen fillets HS 0304.71	22 507 560
7 <sup>th</sup>	Herrings	prepared or preserved; whole or in pieces HS 1604.12	17 938 480
8 <sup>th</sup>	Salmon	prepared or preserved; whole or in pieces HS 1604.11	12 853 550
9 <sup>th</sup>	Shrimps, prawns	prepared or preserved, not in airtight containers HS 1605.21	10 986 860
10 <sup>th</sup>	Pacific, Atlantic, Danube salmon	smoked, including fillets HS 0305.41	9 054 800

## Exports - Top 10 Products (Value)

			USD
1 <sup>st</sup>	Mackerel	frozen; excluding fillets, livers and roes HS 0303.54	98 920 770
2 <sup>nd</sup>	Atlantic, Danube salmon	fresh or chilled; excluding fillets, livers and roes HS 0302.14	84 797 500
3 <sup>rd</sup>	Norway lobsters	frozen HS 0306.15	53 146 860
4 <sup>th</sup>	Jack, horse mackerel	frozen; excluding fillets, livers and roes HS 0303.55	41 158 080
5 <sup>th</sup>	Flours, meals, pellets. Unfit for human consumption	from fish or aquatic invertebrates HS 2301.20	34 276 720
6 <sup>th</sup>	Oysters	live, fresh or chilled HS 0307.11	28 392 740
7 <sup>th</sup>	Crabs	frozen HS 0306.14	23 623 130
8 <sup>th</sup>	Pacific, Atlantic, Danube salmon	fresh or chilled fillets HS 0304.41	19 386 630
9 <sup>th</sup>	Blue whittings	frozen; excluding fillets, livers and roes HS 0303.68	18 763 800
10 <sup>th</sup>	Fish, other than species in 0302	fresh or chilled; excluding fillets, livers and roes HS 0302.89	15 445 790

# A GLOBEFISH Product

# Information, Disclaimer


# Sources

Established in 1984, GLOBEFISH is a multi-donor funded project in the Fisheries Division of the Food and Agriculture Organization of the United Nations (FAO), responsible for providing up-to-date market and trade information on fish and fish products.

[Visit our website](#)

[Subscribe to our newsletter](#) or [email us](#)

## Recent Publications



### [Globefish Highlights](#)

Our flagship publication, focused on prices and analysis of market trends covering a variety of major commodities. Released quarterly.



### [Chinese Fish Price Report](#)

Comprehensive coverage of Chinese price trends, market information for commercially significant species, along with industry news and policy updates. Released quarterly.



### [European Price Report](#)

Market and price analysis for fish and fish products in the European market. Released monthly.



This is the second edition of the GLOBEFISH Market Profiles produced for this country, and was made at the beginning of 2023.

These profiles are based on nationally reported data or information published by international agencies. As the profile is intended to reflect the most up to date information available, reporting years may vary between sections and commodities.

The designations employed and the presentation of material in this information product do not imply the expression of any opinion whatsoever on the part of FAO concerning the legal or constitutional status of any country, territory or sea area, or the delimitation of frontiers or boundaries.

The data herein presented is compiled by FAO staff at the time of its production, "as is" and "as available", and every effort is made to ensure, but not guarantee, their timeliness, accuracy and completeness. FAO assumes no responsibility for errors and omissions in the data provided. Users are, however, kindly asked to report any errors or deficiencies in this product to FAO GLOBEFISH ([globefish@fao.org](mailto:globefish@fao.org)).

### **Please note**

Re-exports and re-imports are not included. The term N/A has been used to indicate that information was not found in the indicated sources. The classification of fish and fish products as either processed or unprocessed is very broad and is intended for indicative purposes only.

### [HS codes for fish and fish products](#)

International trade codes for fish and fish products in a user friendly format.



Sources and time periods:

-Fishing and aquaculture production (2020):  
FAO's [Global Fishery and Aquaculture Production Statistics](#)

-Fish available for consumption (2017):  
FAO's [Fishery and Aquaculture Statistics 2019](#)

-Population (2020), GDP Growth (2016-2020), GDP per Capita (2020):  
IMF's [World Economic Outlook Databases](#)

-Imports, Exports and Share of Trade (2020):  
FAO's [Global Fishery and Aquaculture Commodities Statistics](#)

-GDP, GDP from fisheries, GDP from agriculture (2020):  
World Bank's [World Development Indicators](#),  
OECD's [National Accounts Statistics](#) or  
UNSD's [National Accounts](#)

-Ease of doing business (2020):  
World Bank's [Ease of Doing Business](#) ranking

-Length of Coastline, Exclusive Economic Zone, Exclusive Fishing Zone (2003):  
UNEP's [Global Environment Outlook](#)

### [GLOBEFISH](#)

Explore more market information on the GLOBEFISH website



### [European Price Dashboard](#)

Hundreds of prices, updated every Monday

