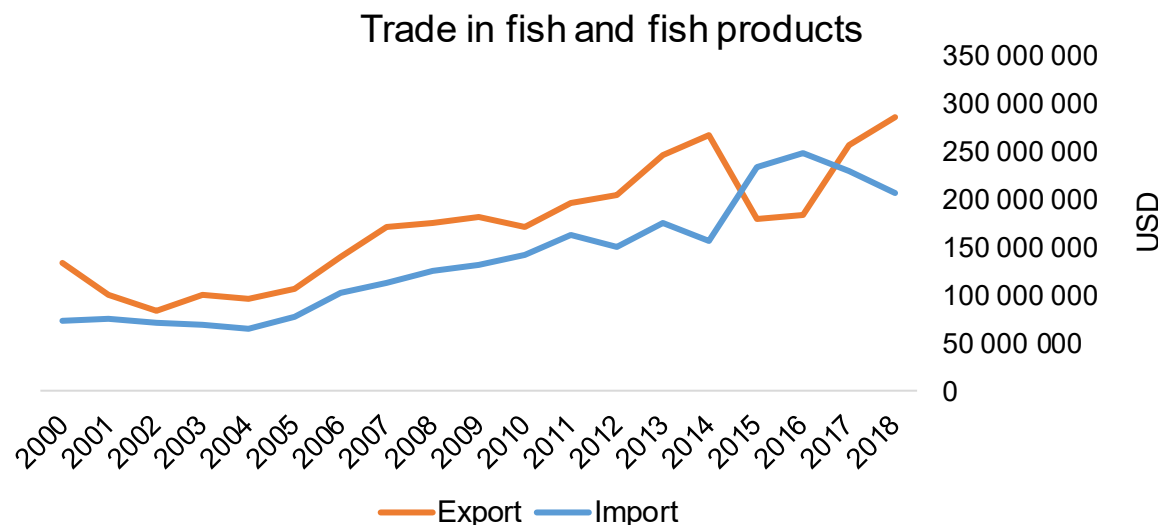




## COUNTRY BRIEF

|                     |                             |
|---------------------|-----------------------------|
| Population          | Ease of doing business rank |
| 21 128 030          | 110th                       |
| Length of coastline | Exclusive economic zone     |
| 2 825 km            | 500 750 km <sup>2</sup>     |
| Average GDP growth  | GDP per capita              |
| 8.24%               | USD 4 190                   |



GDP from fisheries

1.31%

Fish available for consumption

30.3 kg/capita

Imports of fish and fish products - 2018

USD 206 332 000

Agricultural GDP from fisheries

17.69%

Fisheries and aquaculture production

Total 540 807 tonnes

Fisheries 94%

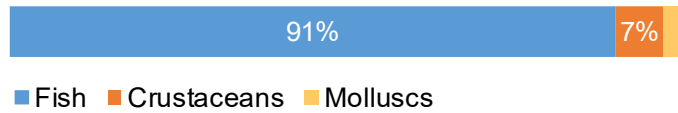
Aquaculture 6%

Exports of fish and fish products - 2018


USD 285 817 000

## Production and Trade Breakdown

### Production by volume



### Imports by value



### Exports by value



## Production - Top 10 Species (Volume)

| Rank             | Species                  | Volume (Tonnes) |
|------------------|--------------------------|-----------------|
| 1 <sup>st</sup>  | Clupeoids nei            | 118 800         |
| 2 <sup>nd</sup>  | Tilapias nei             | 66 540          |
| 3 <sup>rd</sup>  | Marine fishes nei        | 48 000          |
| 4 <sup>th</sup>  | Mackerels nei            | 45 722          |
| 5 <sup>th</sup>  | Skipjack tuna            | 40 020          |
| 6 <sup>th</sup>  | Yellowfin tuna           | 39 817          |
| 7 <sup>th</sup>  | Freshwater fishes nei    | 35 880          |
| 8 <sup>th</sup>  | Marine crustaceans nei   | 30 370          |
| 9 <sup>th</sup>  | Demersal percomorphs nei | 29 060          |
| 10 <sup>th</sup> | Carangids nei            | 22 290          |

## Imports - Top 10 Products (Value)

|                  |   |   | USD        |
|------------------|---|---|------------|
| 1 <sup>st</sup>  | Fish  | dried, whether or not salted;<br>not smoked<br>HS 0305.59             | 78 435 000 |
| 2 <sup>nd</sup>  | Mackerel  | prepared or preserved;<br>whole or in pieces<br>HS 1604.15            | 52 025 000 |
| 3 <sup>rd</sup>  | Fish, other than species<br>in 0303                       | frozen; excluding fillets,<br>livers and roes<br>HS 0303.89           | 26 470 000 |
| 4 <sup>th</sup>  | Fish, as specified in<br>0305.54                          | dried, whether or not salted;<br>not smoked<br>HS 0305.54             | 11 552 000 |
| 5 <sup>th</sup>  | Flours, meals, pellets.<br>Unfit for human<br>consumption | from fish or aquatic<br>invertebrates<br>HS 2301.20                   | 4 480 000  |
| 6 <sup>th</sup>  | Yellowfin tunas   | fresh or chilled; excluding<br>fillets, livers and roes<br>HS 0302.32 | 4 080 000  |
| 7 <sup>th</sup>  | Tunas   | frozen; excluding fillets,<br>livers and roes<br>HS 0303.49           | 4 010 000  |
| 8 <sup>th</sup>  | Yellowfin tunas   | frozen; excluding fillets,<br>livers and roes<br>HS 0303.42           | 3 529 000  |
| 9 <sup>th</sup>  | Fish, other than species<br>in 0304                       | frozen meat; excluding<br>fillets, livers and roes<br>HS 0304.99      | 2 156 000  |
| 10 <sup>th</sup> | Shark fins  | dried, smoked, salted or in<br>brine<br>HS 0305.71                    | 2 153 000  |

## Exports - Top 10 Products (Value)

|                  |                                   |   | USD        |
|------------------|-----------------------------------|---|------------|
| 1 <sup>st</sup>  | Tunas                             | frozen; excluding fillets,<br>livers and roes<br>HS 0303.49           | 71 001 000 |
| 2 <sup>nd</sup>  | Yellowfin tunas                   | fresh or chilled; excluding<br>fillets, livers and roes<br>HS 0302.32 | 47 466 000 |
| 3 <sup>rd</sup>  | Fish                              | fresh or chilled fillets<br>HS 0304.49                                | 28 067 000 |
| 4 <sup>th</sup>  | Shrimps, prawns                   | frozen<br>HS 0306.17  | 18 378 000 |
| 5 <sup>th</sup>  | Squid, cuttlefish                 | dried, smoked, salted or in<br>brine<br>HS 0307.49                    | 17 543 000 |
| 6 <sup>th</sup>  | Crabs                             | frozen<br>HS 0306.14  | 15 782 000 |
| 7 <sup>th</sup>  | Sea cucumbers                     | dried, smoked, salted or in<br>brine or smoked<br>HS 0308.19          | 8 274 000  |
| 8 <sup>th</sup>  | Non-freshwater<br>ornamental fish | live<br>HS 0301.19  | 8 203 000  |
| 9 <sup>th</sup>  | Freshwater ornamental<br>fish     | live<br>HS 0301.11  | 7 843 000  |
| 10 <sup>th</sup> | Yellowfin tunas                   | frozen; excluding fillets,<br>livers and roes<br>HS 0303.42           | 7 363 000  |

# A GLOBEFISH Product

# Information, Disclaimer

# Sources

Established in 1984, GLOBEFISH is a multi-donor funded project in the Fisheries Division of the Food and Agriculture Organization of the United Nations (FAO), responsible for providing up-to-date market and trade information on fish and fish products.

[Visit our website](#)


[Subscribe to our newsletter](#) or [email us](#)

## Recent Publications



### [Globefish Highlights, 1/2021](#)

Our flagship publication, focused on prices and analysis of market trends covering a variety of major commodities. Released quarterly.



### [Chinese Fish Price Report, 3/2020](#)

Comprehensive coverage of Chinese price trends, market information for commercially significant species, along with industry news and policy updates. Released quarterly.



### [European Price Report, 4/2021](#)

Market and price analysis for fish and fish products in the European market. Released monthly.



This is the first edition of the GLOBEFISH Market Profiles produced for this country, and was made at the beginning of 2021.

These profiles are based on nationally reported data or information published by international agencies. As the profile is intended to reflect the most up to date information available, reporting years may vary between sections and commodities.

The designations employed and the presentation of material in this information product do not imply the expression of any opinion whatsoever on the part of FAO concerning the legal or constitutional status of any country, territory or sea area, or the delimitation of frontiers or boundaries.

The data herein presented is compiled by FAO staff at the time of its production, "as is" and "as available," and every effort is made to ensure, but not guarantee, their timeliness, accuracy and completeness. FAO assumes no responsibility for errors and omissions in the data provided. Users are, however, kindly asked to report any errors or deficiencies in this product to FAO GLOBEFISH ([globefish@fao.org](mailto:globefish@fao.org)).

### **Please note**

Re-exports and re-imports are not included.

The term N/A has been used to indicate that information was not found in the indicated sources. The classification of fish and fish products as either processed or unprocessed is very broad, and is intended for indicative purposes only.

### [HS codes for fish and fish products](#)

International trade codes for fish and fish products in a user friendly format.



Sources and time periods:

-Fishing and aquaculture production (2018):  
FAO's [Global Fishery and Aquaculture Production Statistics](#)

-Fish available for consumption (2017):  
FAO's [Fishery and Aquaculture Statistics 2016](#)

-Population (2018), GDP Growth (2013-2018), GDP per Capita (2018):  
IMF's [World Economic Outlook Databases](#)

-Imports, Exports and Share of Trade (2000-2018):  
FAO's [Global Fishery and Aquaculture Commodities Statistics](#)

-GDP, GDP from fisheries, GDP from agriculture (2018):  
World Bank's [World Development Indicators](#),  
OECD's [National Accounts Statistics](#) or  
UNSD's [National Accounts](#)

-Ease of doing business (2018):  
World Bank's [Ease of Doing Business](#) ranking

-Length of Coastline, Exclusive Economic Zone, Exclusive Fishing Zone (2003):  
UNEP's [Global Environment Outlook](#)

### [GLOBEFISH](#)

Explore more market information on the GLOBEFISH website



### [GLOBEFISH on ISSUU](#)

Read GLOBEFISH publications on ISSUU

