



Food and Agriculture Organization
of the United Nations

FAO SPECIFICATIONS AND EVALUATIONS FOR AGRICULTURAL PESTICIDES

CHLOROTHALONIL

tetrachloroisophthalonitrile

2020

TABLE OF CONTENTS

DISCLAIMER	
INTRODUCTION	1
PART ONE	
SPECIFICATIONS FOR CHLOROTHALONIL	2
INFORMATION	3
TECHNICAL MATERIAL (JUNE 2020)	4
WETTABLE POWDER (JUNE 2020)	5
WATER DISPERSIBLE GRANULES (JUNE 2020)	7
SUSPENSION CONCENTRATE (JUNE 2020)	10
PART TWO	
EVALUATION REPORTS	13
2019.2 EVALUATION REPORT FOR CHLOROTHALONIL	15
SUPPORTING INFORMATION	17
ANNEX 1: HAZARD SUMMARY PROVIDED BY PROPOSER	20
ANNEX 2: REFERENCES	23
2019.1 EVALUATION REPORT FOR CHLOROTHALONIL	24
SUPPORTING INFORMATION	26
ANNEX 1: HAZARD SUMMARY PROVIDED BY PROPOSER	29
ANNEX 2: REFERENCES	31
2014 EVALUATION REPORT FOR CHLOROTHALONIL	32
SUPPORTING INFORMATION	34
ANNEX 1: HAZARD SUMMARY PROVIDED BY PROPOSER	37
ANNEX 2: REFERENCES	39
2007 EVALUATION REPORT FOR CHLOROTHALONIL	40
SUPPORTING INFORMATION	42
ANNEX 1: HAZARD SUMMARY PROVIDED BY PROPOSER	44
ANNEX 2: REFERENCES	46

2005	EVALUATION REPORT FOR CHLOROTHALONIL	47
	SUPPORTING INFORMATION	50
	ANNEX 1: HAZARD SUMMARY PROVIDED BY PROPOSER	53
	ANNEX 2: REFERENCES	59
2004	EVALUATION REPORT FOR CHLOROTHALONIL	61
	APPENDIX 1 METHOD FOR DETERMINATION OF HCB AND DCB IN CHLOROTHALONIL TECHNICAL AND FORMULATIONS	72

DISCLAIMER¹

FAO specifications are developed with the basic objective of promoting, as far as practicable, the manufacture, distribution and use of pesticides that meet basic quality requirements.

Compliance with the specifications does not constitute an endorsement or warranty of the fitness of a particular pesticide for a particular purpose, including its suitability for the control of any given pest, or its suitability for use in a particular area. Owing to the complexity of the problems involved, the suitability of pesticides for a particular purpose and the content of the labelling instructions must be decided at the national or provincial level.

Furthermore, pesticides that are manufactured to comply with these specifications are not exempted from any safety regulation or other legal or administrative provision applicable to their manufacture, sale, transportation, storage, handling, preparation and/or use.

FAO disclaims any and all liability for any injury, death, loss, damage or other prejudice of any kind that may be arise as a result of, or in connection with, the manufacture, sale, transportation, storage, handling, preparation and/or use of pesticides which are found, or are claimed, to have been manufactured to comply with these specifications.

Additionally, FAO wishes to alert users to the fact that improper storage, handling, preparation and/or use of pesticides can result in either a lowering or complete loss of safety and/or efficacy.

FAO is not responsible, and does not accept any liability, for the testing of pesticides for compliance with the specifications, nor for any methods recommended and/or used for testing compliance. As a result, FAO does not in any way warrant or represent that any pesticide claimed to comply with a FAO specification actually does so.

¹ This disclaimer applies to all specifications published by FAO.

INTRODUCTION

FAO establishes and publishes specifications* for technical material and related formulations of agricultural pesticides, with the objective that these specifications may be used to provide an international point of reference against which products can be judged either for regulatory purposes or in commercial dealings.

From 1999 onward, the development of FAO specifications follows the **New Procedure**, described first in the 5th edition of the "Manual on the development and use of FAO specifications for plant protection products" and later in the 1st edition of "Manual for Development and Use of FAO and WHO Specifications for Pesticides" (2002) - currently available as 3rd revision of the 1st edition (2016) - , which is available only on the internet through the FAO and WHO web sites.

This **New Procedure** follows a formal and transparent evaluation process. It describes the minimum data package, the procedure and evaluation applied by FAO and the Experts of the FAO/WHO Joint Meeting on Pesticide Specifications (JMPS). [Note: prior to 2002, the Experts were of the FAO Panel of Experts on Pesticide Specifications, Registration Requirements, Application Standards and Prior Informed Consent, which now forms part of the JMPM, rather than the JMPS.]

FAO Specifications now only apply to products for which the technical materials have been evaluated. Consequently from the year 1999 onwards the publication of FAO specifications under the **New Procedure** has changed. Every specification consists now of two parts namely the specifications and the evaluation report(s):

Part One: The Specification of the technical material and the related formulations of the pesticide in accordance with chapters 4 to 9 of the "Manual on development and use of FAO and WHO specifications for pesticides".

Part Two: The Evaluation Report(s) of the pesticide, reflecting the evaluation of the data package carried out by FAO and the JMPS. The data are provided by the manufacturer(s) according to the requirements of chapter 3 of the "FAO/WHO Manual on Pesticide Specifications" and supported by other information sources. The Evaluation Report includes the name(s) of the manufacturer(s) whose technical material has been evaluated. Evaluation reports on specifications developed subsequently to the original set of specifications are added in a chronological order to this report.

FAO specifications developed under the **New Procedure** do not necessarily apply to nominally similar products of other manufacturer(s), nor to those where the active ingredient is produced by other routes of manufacture. FAO has the possibility to extend the scope of the specifications to similar products but only when the JMPS has been satisfied that the additional products are equivalent to that which formed the basis of the reference specification.

Specifications bear the date (month and year) of publication of the current version. Evaluations bear the date (year) of the Meeting at which the recommendations were made by the JMPS.

* NOTE: PUBLICATIONS ARE AVAILABLE ON THE INTERNET AT (<http://www.fao.org/agriculture/crops/thematic-sitemap/theme/pests/jmps/ps-new/en/>) OR IN HARDCOPY FROM THE PLANT PROTECTION INFORMATION OFFICER.

PART ONE

SPECIFICATIONS

CHLOROTHALONIL INFORMATION	3
CHLOROTHALONIL TECHNICAL MATERIAL (JUNE 2020)	4
CHLOROTHALONIL WETTABLE POWDER (JUNE 2020)	5
CHLOROTHALONIL WATER DISPERSIBLE GRANULES (JUNE 2020)	7
CHLOROTHALONIL SUSPENSION CONCENTRATE (JUNE 2020)	10

CHLOROTHALONIL

INFORMATION

ISO common name

chlorothalonil (E-ISO, (m) F-ISO)

Synonyms

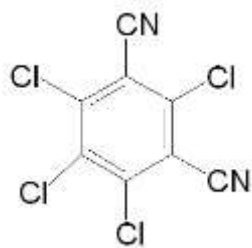
TPN (JMAF)

Chemical names

IUPAC: tetrachloroisophthalonitrile

CA: 2,4,5,6-tetrachloro-1,3-benzenedicarbonitrile

Structural formula



Molecular formula

$C_8Cl_4N_2$

Relative molecular mass

265.9

CAS Registry number

1897-45-6

CIPAC number

288

Identity tests

GC retention time, IR spectrum

CHLOROTHALONIL TECHNICAL MATERIAL

FAO Specification 288 / TC (June 2020*)

This specification, which is PART ONE of this publication, is based on an evaluation of data submitted by the manufacturers whose names are listed in the evaluation reports (288/2004, 288/2005, 288/2007, 288/2014, 288/2019.1 & 288/2019.2). It should be applicable to TC produced by these manufacturers but it is not an endorsement of those products, nor a guarantee that they comply with the specification. The specification may not be appropriate for TC produced by other manufacturers. The evaluation reports (288/2004, 288/2005, 288/2007, 288/2014, 288/2019.1 & 288/2019.2), as PART TWO, form an integral part of this publication.

1 Description

The material shall consist of chlorothalonil together with related manufacturing impurities, in the form of an off-white powder free from visible extraneous matter and added modifying agents.

2 Active ingredient

2.1 Identity tests (CIPAC 288/TC/M/2, CIPAC Handbook K, p.13, 2003)

The active ingredient shall comply with an identity test and, where the identity remains in doubt, shall comply with at least one additional test.

2.2 Chlorothalonil (CIPAC 288/TC/M/3, CIPAC Handbook K, p.13, 2003)

The chlorothalonil content shall be declared (not less than 985 g/kg) and when determined, the average measured content obtained shall not be lower than the declared minimum content.

3 Relevant impurities

3.1 Hexachlorobenzene (Note 1)

Maximum: 0.04 g/kg.

3.2 Decachlorobiphenyl (Note 1)

Maximum: 0.03 g/kg.

Note 1 The peer validated method for determination of hexachlorobenzene and decachlorobiphenyl in technical and formulated chlorothalonil is provided in Appendix 1.

*Specifications may be revised and/or additional evaluations may be undertaken. Ensure the use of current versions by checking at: <http://www.fao.org/agriculture/crops/core-themes/theme/pests/jmps/ps-new/en/>.

CHLOROTHALONIL WETTABLE POWDER

FAO Specification 288 / WP (June 2020*)

This specification, which is PART ONE of this publication, is based on an evaluation of data submitted by the manufacturers whose names are listed in the evaluation reports (288/2004, 288/2005, 288/2007). It should be applicable to wettable powders of these manufacturers, and those of any other formulators who use only TC from the evaluated sources. The specification is not an endorsement of those products, nor a guarantee that they comply with the specification. The specification may not be appropriate for the products of other manufacturers who use TC from other sources. The evaluation reports (288/2004, 288/2005, 288/2007), as PART TWO, form an integral part of this publication.

1 Description

The material shall consist of an homogeneous mixture of technical chlorothalonil, complying with the requirements of FAO specification 288/TC (June 2020), together with filler(s) and any other necessary formulants. It shall be in the form of a fine powder free from visible extraneous matter and hard lumps.

2 Active Ingredient

2.1 Identity tests (CIPAC 288/TC/M/2, CIPAC Handbook K, p.13, 2003)

The active ingredient shall comply with an identity test and, where the identity remains in doubt, shall comply with at least one additional test.

2.2 Chlorothalonil content (CIPAC 288/WP/M/2, CIPAC Handbook K, p.13, 2003)

The chlorothalonil content shall be declared (g/kg) and, when determined, the average content measured shall not differ from that declared by more than the tolerance given below.

Declared content, g/kg	Permitted tolerance
Above 250 up to 500 g/kg	± 5% of the declared content
Above 500 g/kg	± 25 g/kg
Note: the upper limit is included in the lower range	

3 Relevant Impurities

3.1 Hexachlorobenzene (Note 1)

Maximum: 0.004% of the chlorothalonil content found under 2.2.

3.2 Decachlorobiphenyl (Note 1)

Maximum: 0.003% of the chlorothalonil content found under 2.2.

*Specifications may be revised and/or additional evaluations may be undertaken. Ensure the use of current versions by checking at: <http://www.fao.org/agriculture/crops/core-themes/theme/pests/jmps/ps-new/en/>.

4 Physical Properties

4.1 Wet sieve test (MT 185, Handbook K, p. 149, 2003)

Maximum: 0.5% retained on a 75 µm test sieve.

4.2 Suspensibility (MT 184.1) (Notes 2, 3 & 4)

A minimum of 70% of the chlorothalonil content found under 2.2. shall be in suspension after 30 minutes in CIPAC Standard Water D at $25 \pm 5^\circ\text{C}$.

4.3 Persistent foam (MT 47.3, CIPAC Handbook O, p. 177, 2017) (Note 5)

Maximum: 60 ml after 1 minute.

4.4 Wettability (MT 53.3.1, Handbook F, p. 160, 1995)

The product shall be completely wetted in 1 minute without swirling.

5 Storage Stability

5.1 Stability at elevated temperature (MT 46.4) (Note 6)

After storage at $54 \pm 2^\circ\text{C}$ for 14 days, the determined average active ingredient content must not be lower than 97% relative to the determined average content found before storage (Note 7) and the formulation shall continue to comply with the clauses for:

- wet sieve test (4.1);
- suspensibility (4.2);
- wettability (4.4).

Note 1 The peer validated method for determination of hexachlorobenzene and decachlorobiphenyl in technical and formulated chlorothalonil is provided in Appendix 1.

Note 2 The revision of CIPAC method MT 184, Suspensibility of formulations forming suspensions on dilution with water (CIPAC/5156) was accepted as full CIPAC method in 2019. Prior to its publication in the next Handbook, copies of the method can be obtained through the CIPAC website, <http://www.cipac.org/index.php/methods-publications/pre-published-methods>

Note 3 The product should be tested at highest and lowest rates of use recommended by the supplier, provided this does not exceed the conditions given in method MT 184.1

Note 4 Chemical assay is the only fully reliable method to measure the mass of active ingredient still in suspension. However, simpler methods such as gravimetric determination or solvent extraction determination may be used on a routine basis provided, that these methods have been shown to give equal results to those of the chemical assay method. In case of dispute, the chemical method shall be the "referee method".

Note 5 The mass of the sample to be used in the test should be specified at the highest rate of use recommended by the supplier.

Note 6 The harmonized accelerated storage procedure for all formulation types (MT 46.4, CIPAC/5217) was accepted as provisional CIPAC method in 2019. MT 46.4 supersedes all previous versions of MT 46 for accelerated storage. Prior to its publication in the next Handbook, copies of the method can be obtained through the CIPAC website, <http://www.cipac.org/index.php/methods-publications/pre-published-methods>

Note 7 Samples of the formulation taken before and after the storage stability test may be analyzed concurrently after the test in order to reduce the analytical error.

CHLOROTHALONIL WATER DISPERSIBLE GRANULES

FAO Specification 288 / WG (June 2020*)

This specification, which is PART ONE of this publication, is based on an evaluation of data submitted by the manufacturers whose names are listed in the evaluation reports (288/2004, 288/2005, 288/2007). It should be applicable to water dispersible granules of these manufacturers, and those of any other formulators who use only TC from the evaluated sources. The specification is not an endorsement of those products, nor a guarantee that they comply with the specification. The specification may not be appropriate for the products of other manufacturers who use TC from other sources. The evaluation reports (288/2004, 288/2005, 288/2007), as PART TWO, form an integral part of this publication.

1 Description

The material shall consist of a homogeneous mixture of technical chlorothalonil, complying with the requirements of FAO specification 288/TC (June 2020), together with carriers and any other necessary formulants. It shall be in the form of nearly spherical granules, produced by an agglomeration process, for application after disintegration and dispersion in water. The formulation shall be dry, free-flowing, essentially non-dusty and free from visible extraneous matter and hard lumps.

2 Active Ingredient

2.1 Identity tests (CIPAC 288/TC/M/2, CIPAC Handbook K, p.13, 2003)

The active ingredient shall comply with an identity test and, where the identity remains in doubt, shall comply with at least one additional test.

2.2 Chlorothalonil content (CIPAC 288/WG/M/2, CIPAC Handbook K, p.13, 2003)

The chlorothalonil content shall be declared (g/kg) and, when determined, the average content measured shall not differ from that declared by more than the appropriate tolerance:

Declared content, g/kg	Permitted tolerance
Above 250 up to 500 g/kg	± 5% of the declared content
Above 500 g/kg	± 25 g/kg
Note: the upper limit is included in the lower range	

3 Relevant Impurities

3.1 Hexachlorobenzene (Note 1)

Maximum: 0.004% of the chlorothalonil content found under 2.2.

3.2 Decachlorobiphenyl (Note 1)

*Specifications may be revised and/or additional evaluations may be undertaken. Ensure the use of current versions by checking at: <http://www.fao.org/agriculture/crops/core-themes/theme/pests/jmps/ps-new/en/>.

Maximum: 0.003% of the chlorothalonil content found under 2.2.

3.3 **Water** (MT 30.6) (Note 2)

Maximum: 25 g/kg.

4 **Physical Properties**

4.1 **Wettability** (MT 53.3.1)

The formulation shall be completely wetted in 1 minute without swirling.

4.2 **Wet sieve test** (MT 185, Handbook K, p. 149, 2003)

Maximum: 0.5% retained on a 75 µm test sieve.

4.3 **Degree of dispersion** (MT 174, Handbook F p. 435, 1995)

Dispersibility : minimum 90% after 1 minute of stirring.

4.4 **Suspensibility** (MT 184.1) (Notes 3, 4 & 5)

A minimum of 80% of the chlorothalonil content found under 2.2. shall be in suspension after 30 minutes in CIPAC Standard Water D at $25 \pm 5^{\circ}\text{C}$.

4.5 **Persistent foam** (MT 47.3, CIPAC Handbook O, p. 177, 2017) (Note 6)

Maximum: 25 ml after 1 minute.

4.6 **Dustiness** (MT 171.1) (Note 7)

Essentially non-dusty.

4.7 **Flowability** (MT 172.2) (Note 8)

At least 99% of the formulation shall pass through a 5 mm test sieve after 5 drops of the sieve.

5 **Storage Stability**

5.1 **Stability at elevated temperature** (MT 46.4) (Note 9)

After storage at $54 \pm 2^{\circ}\text{C}$ for 14 days, the determined average active ingredient content must not be lower than 97% relative to the determined average content found before storage (Note 10) and the formulation shall continue to comply with the clauses for:

- wet sieve test (4.2);
- degree of dispersion (4.3);
- suspensibility (4.4);
- dustiness (4.6).

Note 1 The peer validated method for determination of hexachlorobenzene and decachlorobiphenyl in technical and formulated chlorothalonil is provided in Appendix 1.

Note 2 MT 30.6 is an extended and harmonized version of MT 30.5, Karl Fischer method using pyridine-free reagents and offers two submethods, a volumetric (A) for higher (0.001 % to 1 %) and a coulometric for lower water content (below 0.5 %), respectively. The volumetric method is to be used.

- Note 3 The revision of CIPAC method MT 184, Suspensibility of formulations forming suspensions on dilution with water (CIPAC/5156) was accepted as full CIPAC method in 2019. Prior to its publication in the next Handbook, copies of the method can be obtained through the CIPAC website, <http://www.cipac.org/index.php/methods-publications/pre-published-methods>
- Note 4 The product should be tested at the highest and lowest rates of use recommended by the supplier, provided this does not exceed the conditions given in method MT 184.1.
- Note 5 Chemical assay is the only fully reliable method to measure the mass of active ingredient still in suspension. However, simpler methods such as gravimetric determination or solvent extraction determination may be used on a routine basis provided, that these methods have been shown to give equal results to those of the chemical assay method. In case of dispute, the chemical method shall be the “referee method”.
- Note 6 The mass of the sample to be used in the test should be specified at the highest rate of use recommended by the supplier.
- Note 7 The optical method of MT 171.1, usually shows good correlation with the gravimetric method and can, therefore, be used as an alternative where the equipment is available. Where the correlation is in doubt, it must be checked with the formulation to be tested. In case of dispute the gravimetric method shall be used. The revised and corrected MT 171.1 - before being reprinted in one of the next Handbooks - is available under <http://www.cipac.org/index.php/methods-publications/errata>
- Note 8 The revised version of MT 172.1, Flowability of Granular Preparations after Accelerated Storage under Pressure, was adopted at the 62nd CIPAC Meeting in Panama in 2018. Before its publication in a next Handbook, copies of the method copies of the method can be obtained through the CIPAC website, <http://www.cipac.org/index.php/methods-publications/pre-published-methods>
- Note 9 The harmonized accelerated storage procedure for all formulation types (MT 46.4, CIPAC/5217) was accepted as provisional CIPAC method in 2019. MT 46.4 supersedes all previous versions of MT 46 for accelerated storage. Prior to its publication in the next Handbook, copies of the method can be obtained through the CIPAC website, <http://www.cipac.org/index.php/methods-publications/pre-published-methods>
- Note 10 Samples of the formulation taken before and after the storage stability test may be analyzed concurrently after the test in order to reduce the analytical error.

CHLOROTHALONIL SUSPENSION CONCENTRATE

FAO Specification 288 / SC (June 2020*)

This specification, which is PART ONE of this publication, is based on an evaluation of data submitted by the manufacturers whose names are listed in the evaluation reports (288/2004, 288/2005, 288/2007 & 288/2014). It should be applicable to suspension concentrates of these manufacturers, and those of any other formulators who use only TC from the evaluated sources. The specification is not an endorsement of those products, nor a guarantee that they comply with the specification. The specification may not be appropriate for the products of other manufacturers who use TC from other sources. The evaluation reports (288/2004, 288/2005, 288/2007 & 288/2014), as PART TWO, form an integral part of this publication.

1 Description

The material shall consist of a suspension of fine particles of technical chlorothalonil, complying with the requirements of FAO specification 288/TC (June 2020), in an aqueous phase together with suitable formulants. After gentle agitation the material shall be homogenous (Note 1) and suitable for further dilution in water.

2 Active Ingredient

2.1 Identity tests (CIPAC 288/TC/M/2, CIPAC Handbook K, p.13, 2003)

The active ingredient shall comply with an identity test and, where the identity remains in doubt, shall comply with at least one additional test.

2.2 Chlorothalonil content (CIPAC 288/SC/M/2, CIPAC Handbook K, p.13, 2003)

The chlorothalonil content shall be declared (g/kg or g/l at $20 \pm 2^\circ\text{C}$, Note 2) and, when determined, the average content measured shall not differ from that declared by more than the tolerance given below.

Declared content, g/kg	Permitted tolerance
Above 250 up to 500 g/kg	$\pm 5\%$ of the declared content
Above 500 g/kg	± 25 g/kg
Note: the upper limit is included in the lower range	

3 Relevant Impurities

3.1 Hexachlorobenzene (Note 3)

Maximum: 0.004% of the chlorothalonil content found under 2.2.

3.2 Decachlorobiphenyl (Note 3)

Maximum: 0.003% of the chlorothalonil content found under 2.2.

* Specifications may be revised and/or additional evaluations may be undertaken. Ensure the use of current versions by checking at: <http://www.fao.org/agriculture/crops/core-themes/theme/pests/jmps/ps-new/en/>.

4 Physical Properties

4.1 Pourability (MT 148.1, Handbook J, p. 133, 2000)

Maximum "residue": 6%.

4.2 Spontaneity of dispersion (MT 160, Handbook F, p. 391, 1995) (Note 4)

A minimum of 80% of the chlorothalonil content found under 2.2. shall be in suspension after 5 minutes in CIPAC standard water D at $30 \pm 2^\circ\text{C}$.

4.3 Suspensibility (MT 184.1) (Notes 5 & 6)

A minimum of 80% of the chlorothalonil content found under 2.2. shall be in suspension after 30 minutes in CIPAC Standard Water D at $25 \pm 5^\circ\text{C}$.

4.4 Wet sieve test (MT 185, Handbook K, p. 149, 2003)

Maximum: 0.5% retained on a 75 μm test sieve.

4.5 Persistent foam (MT 47.3, CIPAC Handbook O, p. 177, 2017) (Note 7)

Maximum: 60 ml after 1 minute.

5 Storage Stability

5.1 Stability at 0°C (MT 39.3)

After storage at $0 \pm 2^\circ\text{C}$ for 7 days, the formulation shall continue to comply with the clauses for:

- suspensibility (4.3);
- wet sieve test (4.4).

5.2 Stability at elevated temperature (MT 46.4) (Note 8)

After storage at $54 \pm 2^\circ\text{C}$ for 14 days, the determined average active ingredient content must not be lower than 97% relative to the determined average content found before storage (Note 9) and the formulation shall continue to comply with the clauses for:

- pourability (4.1);
- spontaneity of dispersion (4.2);
- suspensibility (4.3);
- wet sieve test (4.4).

Note 1 Before sampling to verify the product quality, inspect the commercial container carefully. On standing, suspension concentrates usually develop a concentration gradient from the top to the bottom of the container. This may even result in the appearance of a clear liquid on the top and/or of sediment on the bottom. Therefore, before sampling, homogenise the formulation according to the instructions given by the manufacturer or, in the absence of such instructions, by gentle shaking of the commercial container (for example by inverting the closed container several times). Large containers must be opened and stirred adequately. After this procedure, the container should not contain a sticky layer of non-dispersed matter at the bottom. A suitable and simple method of checking for a non-dispersed sticky layer "cake" is by probing with a glass rod or similar device adapted to the size and shape of the container. All the physical and chemical tests must be carried out on a laboratory sample taken after the recommended homogenisation procedure.

Note 2 In case of dispute, the tolerance shall be applied to the content expressed in g/kg.

- Note 3 The peer validated method for determination of hexachlorobenzene and decachlorobiphenyl in technical and formulated chlorothalonil is provided in Appendix 1.
- Note 4 Chemical assay is the only fully reliable method to measure the mass of active ingredient still in suspension. However, simpler methods such as gravimetric determination or solvent extraction may be used on a routine basis provided that these methods have been shown to give equal results to those of the chemical assay method. In case of dispute, the chemical method shall be the “referee method”.
- Note 5 The revision of CIPAC method MT 184, Suspensibility of formulations forming suspensions on dilution with water (CIPAC/5156) was accepted as full CIPAC method in 2019. Prior to its publication in the next Handbook, copies of the method can be obtained through the CIPAC website, <http://www.cipac.org/index.php/methods-publications/pre-published-methods>
- Note 6 The product should be tested at the highest and lowest rates of use recommended by the supplier, provided this does not exceed the conditions given in method MT 184.1.
- Note 7 The mass of the sample to be used in the test should be specified at the highest rate of use recommended by the supplier.
- Note 8 The harmonized accelerated storage procedure for all formulation types (MT 46.4, CIPAC/5217) was accepted as provisional CIPAC method in 2019. MT 46.4 supersedes all previous versions of MT 46 for accelerated storage. Prior to its publication in the next Handbook, copies of the method can be obtained through the CIPAC website, <http://www.cipac.org/index.php/methods-publications/pre-published-methods>
- Note 9 Samples of the formulation taken before and after the storage stability test may be analyzed concurrently after the test in order to reduce the analytical error.

PART TWO

EVALUATION REPORTS

CHLOROTHALONIL

Page

2019.2	EVALUATION REPORT based on submission of data from CAC / Jiangsu Xinhe Agrochemical Co. Ltd.	15
	Supporting information	17
	Annex 1: Hazard summary provided by the proposer	20
	Annex 2: References	23
2019.1	EVALUATION REPORT based on submission of data from Jiangying Suli Chemical Co. Ltd.	24
	Supporting information	26
	Annex 1: Hazard summary provided by the proposer	29
	Annex 2: References	31
2014	EVALUATION REPORT based on submission of data from Rotam Agrochemical Co. Ltd. (TC) and Jiangsu Rotam Chemistry Co., Ltd (SC)	32
	Supporting information	34
	Annex 1: Hazard summary provided by the proposer	37
	Annex 2: References	39
2007	EVALUATION REPORT based on submission of data from Sipcam Agro USA, Inc. (TC, WG, SC)	40
	Supporting information	42
	Annex 1: Hazard summary provided by the proposer	44
	Annex 2: References	46
2005	EVALUATION REPORT based on submission of data from SDS Biotech KK and Vischim. (TC, WP, WG, SC)	47
	Supporting information	50
	Annex 1: Hazard summary provided by the proposer	53
	Annex 2: References	59
2004	EVALUATION REPORT based on submission of data from Syngenta. (TC, WP, WG, SC)	61

APPENDIX 1 METHOD FOR DETERMINATION OF HEXACHLOROBENZENE
AND DECACHLOROBIPHENYL IN CHLOROTHALONIL TECHNICAL AND
FORMULATIONS

CHLOROTHALONIL

FAO EVALUATION REPORT 288 / 2019.2

Recommendations

The Meeting recommended that:

- (i) The chlorothalonil TC, as proposed by CAC/Jiangsu Xinhe Agrochemical Co. Ltd. should be accepted as equivalent to the chlorothalonil reference profile.
- (ii) The existing FAO specification for chlorothalonil TC should be extended to encompass the corresponding product of CAC/Jiangsu Xinhe Agrochemical Co. Ltd.

Appraisal

The Meeting considered data submitted in October 2018 by CAC/Jiangsu Xinhe Agrochemical Co. Ltd. (Jiangsu Xinhe) in support of the equivalence for chlorothalonil TC. The data were broadly in accordance with the requirements FAO/WHO Manual (March 2016, 3rd revision of the 1st edition). The reference specification and supporting data were provided by Syngenta Crop Protection AG in 2003. Chlorothalonil is not under patent.

The manufacturer submitted a data package with confidential data on the manufacturing process, together with the manufacturing specification and 5-batch analysis data on purity and impurities ≥ 1 g/kg and the two relevant impurities < 1 g/kg.

The mass balance in the 5-batch study was high (99.06 – 99.30 %), the minimum purity in all batches was higher than 985 g/kg.

The manufacturing process and the 5-batch analysis data are claimed to be the same as those submitted for registration in the Netherlands. There is an equivalence report available from the Netherlands, which is based on the same data as submitted to FAO.

The Meeting noted, that the manufacturing specification of Jiangsu Xinhe's chlorothalonil TC complied with the reference specification and that the manufacturing processes are similar. The Meeting concluded that the Jiangsu Xinhe chlorothalonil TC should be considered as equivalent to that of the reference profile by Tier-1. A bacterial reverse mutation test and an *in vivo* nucleus test (OECD 471 and 474, respectively, the former being part of Tier-1 data requirements) were submitted, and both allowed the conclusion that the TC under consideration does not lead to reverse mutations in *S. typhimurium* strains (OECD 471) and does not induce damages to the chromosomes or the mitotic apparatus of erythroblasts (OECD 474).

Additional acute toxicity studies, some of them belonging to Tier-2 data requirements, had been submitted. The results are comparable to the data of the reference chlorothalonil TC. As these data are not required for a Tier-1 equivalence assessment, they are only shortly summarised in this report. Also, a data package with physical-chemical properties of the purified active ingredient was submitted. As these are inherent properties of chlorothalonil,

had already been evaluated with the reference profile and are expected to stay the same for all manufacturers, the data were not further considered to avoid duplication.

The analytical method for determination of chlorothalonil is comparable to the CIPAC method published in Handbook, 288/TC/(M)/3. The chlorothalonil content is determined by capillary GC with flame ionisation detector (FID) and external calibration. Compared to the CIPAC method a different column (HP-5, 5 % diphenyl, 95 % dimethylpolysiloxane) and a different carrier gas (nitrogen instead of helium) were used. Identity of the active ingredient is confirmed by MS, ¹³C-NMR- and IR-spectroscopy.

The method for determination of the relevant impurities HCB and DCB is based on GC/MS with external calibration. There are some deviations from the published method (e.g. full scan modus instead of SIM), but these deviations were deemed to be acceptable.

The other impurities were determined by an adequately validated GC/MS method, residual water was determined by Karl-Fischer-titration or using CIPAC methods (loss on drying - CIPAC MT 17.4, sulphated ash MT 29 and water, MT 30.5, respectively).

**SUPPORTING INFORMATION
FOR
EVALUATION REPORT 288/2019.2**

Table 1. Chemical composition and properties of chlorothalonil technical material (TC)

Manufacturing process, maximum limits for impurities ≥ 1 g/kg, 5 batch analysis data		Confidential information supplied and held on file by FAO. Mass balances were 99.06 - 99.30 % and percentages of unknowns were 0.70 - 0.94 %.		
Declared minimum chlorothalonil content		985 g/kg		
Relevant impurities ≥ 1 g/kg and maximum limits for them		None		
Relevant impurities < 1 g/kg and maximum limits for them:		Hexachlorobenzene (HCB), 0.04 g/kg Decachlorobiphenyl (DCB), 0.03 g/kg		
Stabilisers or other additives and maximum limits for them:		None		
Parameter	Value and conditions	Purity %	Method reference	Study number
Melting temperature range of the TC	253.6 to 255.0 °C	98.68	OECD 102	RF.16197.005.051.16
Solubility in organic solvents	0.206 g/l in n-heptane at 20 °C 20.90 g/l in acetone at 20 °C	98.68	OECD 105	RF-16197.008.139.16

FORMULATIONS AND CO-FORMULATED ACTIVE INGREDIENTS

The current submission is for TC only.

METHODS OF ANALYSIS AND TESTING

The analytical method for the active ingredient (including identity tests) is based on the CIPAC method published in Handbook K, 288/TC/(M). Briefly, the chlorothalonil content in the TC is determined by gas chromatography and flame ionization detector (GC/FID) with internal standard. The method for determination of the relevant impurities HCB and DCB follows the peer validated GC/MS method published in the Appendix 1 of the FAO Specifications and evaluations for chlorothalonil.

The method(s) for determination of impurities are based on GC/MS by external calibration or CIPAC methods.

PHYSICAL PROPERTIES

Test methods for determination of physico-chemical properties of the technical active ingredient were OECD.

CONTAINERS AND PACKAGING

No special requirements for containers and packaging have been identified.

EXPRESSION OF THE ACTIVE INGREDIENT

The active ingredient is expressed as chlorothalonil.

ANNEX 1
HAZARD SUMMARY PROVIDED BY THE PROPOSER

Notes.

- (i) The proposer confirmed that the toxicological data included in the summary below were derived from chlorothalonil having impurity profiles similar to those referred to in the table above.
- (ii) The conclusions expressed in the summary below are those of the proposer, unless otherwise specified.

Table 2. Toxicology profile of chlorothalonil technical material, based on acute toxicity, irritation and sensitization

Species	Test	Purity %	Guideline, duration, doses and conditions	Result	Study number
Wistar Hannover rat	oral	99.3%	OECD 423, 14 days, 2000 mg/kg bw, single administration	LD ₅₀ = 5000 mg/kg bw	RF 2278.305.049.13
Wistar Hannover rat	dermal	99.3%	OECD 402, 24 hours exposure, 14 days observation after treatment; Limit test with 2000mg/kg bw.	LD ₅₀ ≥ 2000 mg/kg bw	RF 2278.310.010.13
Wistar Hannover rat	inhalation	99.3%	OECD 403, 4 hours exposure, mean actual concentration 0.1 mg/L and 40.554 mg/L	LC ₅₀ = 0.6 mg/L	RF 2278.309.083.13
New Zealand White Rabbit	skin irritation	99.3%	OECD 404; 4 hours exposure, 0.5 g test substance administered. Observation 1 h, 24 h, 48 h and 72 h after exposure.	Non-irritating Toxicity Cat. IV	RF 2278.466.061.13
New Zealand White Rabbit	eye irritation	99.3%	OECD 405, 1 hour exposure, administration: 0.1 g of the test substance Observation 1 h, 24 h, 48 h, 72 h and 7 days, 14 days and 21 days after exposure.	Corneal opacity observed. Fluorescein sodium dye detected treatment-related changes to the surface of cornea at the 24 hours time points for 2/3 tested eyes. All irritation signs had returned to normal by 14 days	RF 2278.465.085.13
Guinea pig	skin sensitisation	99.3%	OECD 406, 1 mL of test substance homogenized in water, at 25%, 50%, 75% and 100% agreed concentrations administered. Observation 24 hours and 48 hours after exposure	Non sensitization to Guinea pig	RF 2278.467.076.13

Table 4. Mutagenicity profile of the technical material based on an *in vitro* and an *in vivo* test

Species	Test	Purity % Note ²	Guideline, duration, doses and conditions	Result	Study number
<i>Salmonella typhimurium</i> TA97a, TA98, TA100, TA102 and TA1535	<i>in vitro</i> Reverse Mutation Assay (Ames test)	99.3%	OECD 471 (1997) 1 to 300 µg per plate (6 concentrations) to strain TA100, 30 to 5000 µg per plate (6 concentrations) to other strains with and without the addition of S9	Negative	RF 2278.401.087.13 Unpublished
Mouse (<i>Mus musculus</i>)	<i>in vivo</i> Mammalian Erythrocyte Micronucleus Test	99.3%	OECD 474 (1997) Dose levels 0.75, 1.50 and 3.0 mg per kg bw. Concentrations: 0.05 to 0.20 mg mL ⁻¹ in corn oil	Negative	RF 2278.402.088.13 Unpublished

² Note: Purity is the content of pure active ingredient in the technical material, expressed as a percentage.

ANNEX 2 REFERENCES

(sorted by study number)

- | | | |
|------------------------------|------|--|
| FAO/WHO
Manual, 2016 | 2016 | Manual on development and use of FAO and WHO specifications for pesticides, 3 rd revision of the 1 st edition, March 2016
http://www.fao.org/fileadmin/templates/agphome/documents/Pests_Pesticides/Specs/JMPS_Manual_2016/3rd_Amendment_JMPS_Manual.pdf |
| RF-
16197..007.0
52.16 | 2017 | Vapor Pressure of CHLOROTHALONIL TECHNICAL
RF16197.007.052.16 GLP. Unpublished |
| RF
16197.005.05
1.16 | 2017 | Melting point and range of CHLOROTHALONIL TECHNICAL. RF
16197.005.051.16 GLP. Unpublished |
| RF-
16197.014.05
4.16 | 2017 | Partition coefficient (n-octanol/water) of CHLOROTHALONIL
TECHNICAL. RF 16197.014.054.16 GLP. Unpublished |
| RF-
16197.008.13
9.16 | 2017 | Solubility in water and organic solvents(n-heptane and acetone) of
CHLOROTHALONIL TECHNICAL. RF 16197.008.139.16 GLP.
Unpublished |
| RF2278.305.
049.13 | 2014 | Acute oral toxicity study in Wistar Hannover rats for Chlorothalonil
technical. RF2278.305.049.13 GLP. Unpublished |
| RF2278.310.
010.13 | 2014 | Acute dermal toxicity study in Wistar Hannover rats for
Chlorothalonil technical. RF2278.310.010.13 GLP. Unpublished |
| RF2278.309.
083.13 | 2014 | Acute Inhalation toxicity test with Chlorothalonil technical in Rats
(Rattus,norvegicus). RF2278.309.083.13 GLP. Unpublished |
| RF2278.466.
061.13 | 2014 | Acute dermal irritation/corrosion study in rabbits(Orytolagus
cuniculus)with the test substance Chlorothalonil technical.
RF2278.466.061.13 GLP. Unpublished |
| RF2278..465.
085.13 | 2014 | Acute eye irritation/corrosion in rabbits (Orytolagus cuniculus) with
the test substance Chlorothalonil technical. RF22781.465.085.13
GLP. Unpublished |
| RF2278.467.
076.13 | 2014 | Skin sensitisation in Guinea Pigs(Cavia Porcellus) with the test
substance Chlorothalonil technical (Buehler test method).
RF2278.467.076.13 GLP. Unpublished |
| RF2278.401.
087.13 | 2014 | Evaluation of the mutagenic potential of the test substance
Chlorothalonil technical by reverse mutation assay in Salmonella
enterica serovar Typhimurium (Ames test). RF2278.401.087.13
GLP. Unpublished |
| RF2278.402.
088.13 | 2014 | Evaluation of the mutagenic potential of the test substance
Chlorothalonil technical by micronucleus assay in mice.
RF2278.402.088.13 GLP. Unpublished |

CHLOROTHALONIL

FAO/WHO EVALUATION REPORT 288 / 2019.1

Recommendations

The Meeting recommended that:

- (i) The chlorothalonil TC as proposed by Jiangyin Suli Chemical Co. Ltd should be accepted as equivalent to the chlorothalonil reference profile.
- (ii) The existing FAO specification for chlorothalonil TC should be extended to encompass the corresponding product of Jiangyin Suli Chemical Co. Ltd

Appraisal

The Meeting considered data submitted between November 2017 and May 2019 by Jiangyin Suli Chemical Co. Ltd. (Jiangyin Suli) for the determination of the equivalence for chlorothalonil TC.

The reference specification and supporting data were provided by Syngenta Crop Protection AG in 2003. The data were broadly in accordance with the requirements of the March 2016 3rd revision of the 1st edition of the FAO/WHO manual.

Chlorothalonil is not under patent. Chlorothalonil was evaluated by the FAO/WHO JMPR in 1992, 2009 and 2010 for toxicology and 1993, 1997, 2010, 2012 and 2015 for residues.

The manufacturer submitted confidential data on the manufacturing process, together with the manufacturing specification and 5-batch analysis data on purity and impurities ≥ 1 g/kg and the two relevant impurities < 1 g/kg.

The manufacturing process and the 5-batch analysis data are claimed to be identical to those submitted for registration in China. An English translation of the TC authorisation certificate was submitted by the Chinese authority ICAMA. Nevertheless, as three different purities are mentioned in the registration certificate, a comparison is difficult. Later it was clarified that ICAMA had changed their registration procedures in November 2017 and that the certificate provided was for registration under the "old" procedure in China. It was confirmed that for this proposer the minimum purity of 985 g/kg was correct.

The mass balance in the 5batch were high (99.6 – 99.98 %), the minimum purity in all batches was higher than 985 g/kg.

Based on the compliance of the manufacturing specification of Jiangyin Suli chlorothalonil with the existing (December 2005) specification for chlorothalonil TC and a comparison of the manufacturing process (which is similar) and absence of reverse mutation in an in vitro test according to OECD guideline 471, the Meeting agreed that Jiangyin Suli's chlorothalonil TC should be considered equivalent to that of the reference profile by Tier-1 equivalence.

The company submitted a data package on acute toxicity according to the former Tier-2 data requirements in the Manual. The results are comparable to the tox data of the reference

chlorothalonil TC. As these data are not required for a Tier-1 equivalence assessment, they are only shortly summarised in this report.

The analytical method for the active ingredient (including identity tests) is based on the CIPAC method published in Handbook K, 288/TC/(M)/-. The chlorothalonil content is determined by capillary GC with flame ionisation detector (FID) and internal standard with di-n-butyl phthalate and additionally by GC/MS.

Chlorothalonil contains two relevant impurities that result from side reactions in the manufacturing process: hexachlorobenzene (HCB) and decachlorobiphenyl (DCB). The company used an in-house HPLC/UV method for determination of HCB with a LOQ of 0.05 ppm instead the peer validated method published in an Appendix 1 of the FAO specification. The method for DCB (JRF 5480) is based on GC/MS in SIM mode (m/z 496, 498, 500, 502) with a LOQ of 0.003 ppm.

In Appendix 1 of the published specification for chlorothalonil HCB and DCB are determined by GC/MS (HCB by single ion detection, DCB by multiple ion detection).

The Meeting noted, that Jiangyin Suli did not use the peer validated and published method for HCB and DCB despite the use of the peer validated methods is mandatory. Therefore, the Meeting requested to amend the confidential data with results produced by using the peer validated methods. The company submitted the results for three new batches, using both methods. The detected contents of HCB are comparable; they are roughly 15 % higher using the FAO method with MS detection compared to the company method using UV detection. As all values are below the limit of 40 ppm, this was accepted by the Meeting. The other impurities were determined by GC/MS, Karl-Fischer-Titration or CIPAC methods.

In addition, the Meeting noted that some CIPAC MT methods referenced in the 2015 specifications had in the meantime been updated or published in a Handbook and recommended, that the specifications for chlorothalonil formulated products be editorially updated. Among other methods, the revised method for persistent foam is now published in Handbook O, a revised and amended MT for determination of water is published (MT 30.6) and a harmonized method for accelerated storage has been adopted (MT 46.4). As all these revised methods are expected to produce equivalent results as compared to the previous versions, all limits and ranges have remained unchanged. In addition, the title for the suspension concentrate that still mentioned "aqueous" was brought in line with the latest version of CropLife's monograph Nr.2 where a suspension concentrate is aqueous by definition, so the "aqueous" was removed.

**SUPPORTING INFORMATION
FOR
EVALUATION REPORT 288/2019.1**

Table 1. Chemical composition and properties of chlorothalonil technical material (TC)

Manufacturing process, maximum limits for impurities ≥ 1 g/kg, 5 batch analysis data		Confidential information supplied and held on file by FAO. Mass balances were 99.68 - 99.98 % and percentages of unknowns were 0.02 - 0.32 %.		
Declared minimum chlorothalonil content		985 g/kg		
Relevant impurities ≥ 1 g/kg and maximum limits for them		None		
Relevant impurities < 1 g/kg and maximum limits for them:		Hexachlorobenzene (HCB), 0.04 g/kg Decachlorobiphenyl (DCB), 0.03 g/kg		
Stabilisers or other additives and maximum limits for them:		None		
Parameter	Value and conditions	Purity %	Method reference	Study number
Melting temperature range of the TC	252.7 ± 0.2 °C [No decomposition or gas evolution occurs]	99.44	OECD 102	202-2-11-14933
Solubility in water	The solubility in buffer pH 5 is 0.794 ± 0.009 mg/L at 20°C. The solubility in buffer pH 7 is 0.795 ± 0.002 mg/L at 20°C. The solubility in buffer pH 9 is 0.797 ± 0.004 mg/L at 20°C.	99.44	OECD 105	205-2-11-14935

FORMULATIONS AND CO-FORMULATED ACTIVE INGREDIENTS

The current submission is for TC only.

METHODS OF ANALYSIS AND TESTING

The analytical method for the active ingredient (including identity tests) is CIPAC method. The content of chlorothalonil in TC is determined by capillary GC - FID and additionally by GC/MS.

The methods for determination of non-relevant impurities are based on GC-MS, CIPAC and Karl-Fischer-Titration.

The method for determination of the relevant impurities HCB is by HPLC/UV and GC-MS and for DCB by GC-MS, subsequently, the relevant impurities were also determined by GC-MS following the published, peer validated method.

Test methods for determination of physico-chemical properties of the technical active ingredient were essentially OECD methods

PHYSICAL PROPERTIES

The physical properties, the methods for testing them comply with the requirements of the FAO/WHO Manual (3rd revision of the 1st edition, March 2016).

CONTAINERS AND PACKAGING

No special requirements for containers and packaging have been identified.

EXPRESSION OF THE ACTIVE INGREDIENT

The active ingredient is expressed as chlorothalonil.

ANNEX 1

HAZARD SUMMARY PROVIDED BY THE PROPOSER³

Notes.

- (i) The proposer confirmed that the toxicological and ecotoxicological data included in the summary below were derived from chlorothalonil having impurity profiles similar to those referred to in the table above.
- (ii) The conclusions expressed in the summary below are those of the proposer, unless otherwise specified.

³ Hazard summary tables have not been provided by company but prepared by JMPS evaluator

Table 2. Toxicology profile of the chlorothalonil technical material, based on acute toxicity, irritation and sensitization

Species	Test	Purity %	Guideline, duration, doses and conditions	Result	Study number
3 female Wistar rats	oral	98.5	OECD 423	LD ₅₀ = 5000 mg/kg bw GHS cat 5	9988
Wistar rats, 5 male and 5 female	dermal	98.5	OECD-402	LD ₅₀ > 2000 mg/kg bw GHS cat 5	9989
rats, 5 male and 5 female	inhalation	98.5	OECD-403	LC ₅₀ > 0.144 mg/L air OECD: category 2	9990
3 rabbits (New Zealand white strain)	skin irritation	98.5	OECD-404	no significant dermal irritation after 72 h. OECD: not classified as a skin irritant	9991
New Zealand white strain albino rabbits of three females	eye irritation	98.5	OECD-405	OECD: irritating to eyes (Category 2A)	9992
Guinea pig, 15 male	skin sensitisation	98.5	OECD 406	OECD: not considered as positive	9993

Table 5. Mutagenicity profile of the technical material based on an *in vitro* test

Species	Test	Purity % Note ⁴	Guideline, duration, doses and conditions	Result	Study number
<i>Salmonella typhimurium</i>	Bacterial reverse mutation test	98.6 %	OECD 471	Non-mutagenic	481-1-06-20198

⁴ Note: Purity is the content of pure active ingredient in the technical material, expressed as a percentage

ANNEX 2 REFERENCES

Study number	Author(s)	year	Study title. Study identification number. Report identification number. GLP [if GLP]. Company conducting the study.
9991		2010	ACUTE DERMAL IRRITATION STUDY OF CHLOROTHALONIL TECHNICAL 98.5%MIN. IN RABBITS. GLP.
9989		2010	ACUTE DERMAL TOXICITY STUDY OF CHLOROTHALONIL TECHNICAL 98.5% MIN. IN RATS. GLP.
9992		2010	ACUTE EYE IRRITATION STUDY OF CHLOROTHALONIL TECHNICAL 98.5%MIN. TECH IN RABBITS. GLP.
9990		2010	ACUTE INHALATION TOXICITY STUDY OF CHLOROTHALONIL TECHNICAL 98.5% MIN. IN RATS. GLP.
9988		2010	ACUTE ORAL TOXICITY STUDY OF CHLOROTHALONIL TECHNICAL 98.5%MIN. IN RATS. GLP.
9993		2010	SKIN SENSITIZATION STUDY OF CHLOROTHALONIL TECHNICAL 98.5%MIN. IN GUINE PIGS. GLP.
481-1-06-20198		2018	Bacterial reverse mutation test chlorothalonil TC using salmonella typhimurium, GLP
202-2-11-14933		2016	MELTING POINT/MELTING RANGE OF CHLOROTHALONIL 98.5%MIN.TECH. GLP.
205-2-11-14935		2016	WATER SOLUBILITY OF CHLOROTHALONIL 98.5%MIN.TECH. GLP.

CHLOROTHALONIL

FAO/WHO EVALUATION REPORT 288 / 2014

Recommendations

The meeting recommended that:

- (i) The chlorothalonil TC as proposed by Rotam Agrochemical Co. Ltd (Rotam) should be accepted as equivalent to the chlorothalonil reference profile.
- (ii) The existing FAO specification for chlorothalonil TC should be extended to encompass the corresponding product of Rotam Agrochemical Co. Ltd.
- (iii) The existing FAO specification for chlorothalonil SC should be extended to encompass the corresponding product of Jiangsu Rotam Chemistry Co., Ltd

Appraisal

The Meeting considered data submitted in October 2013 by Rotam Agrochemical Co., Ltd. for the determination of the equivalence for TC and SC. The data were in accordance with the requirements of the 2010 revision of the FAO/WHO manual.

The reference specification and supporting data were provided by Syngenta Crop Protection AG in 2003.

Chlorothalonil is not under patent.

Chlorothalonil was evaluated by the FAO/WHO JMPR and WHO/IPCS in 1992, 2009 and 2010 for toxicology and 1993, 1997, 2010 and 2012 for residues.

It was evaluated by the European Commission and added on the positive list of active ingredients in 2005 (until 2016).

The manufacturer submitted confidential data on the manufacturing process, together with the manufacturing specification and 5-batch analysis data on purity and impurities ≥ 1 g/kg and the two relevant impurities < 1 g/kg including the hazard data package for Tier-2.

The manufacturing process and the 5-batch analysis data are identical to those submitted for registration in Brazil, this was confirmed by the Brazilian authority.

The mass balance in the 5 batch were high (99.6 – 99.6 %), the minimum purity in all batches was higher than 985 g/kg.

Based on the compliance of the specification of Rotam's chlorothalonil with the existing (December 2005) specification for chlorothalonil TC and a comparison of the manufacturing processes (which are similar), the Meeting agreed that the Rotam chlorothalonil TC should be considered equivalent to that of the (Syngenta) reference profile based on Tier-1 data.

The company also submitted Tier-2 acute toxicity studies, but these studies were not used and removed from the hazard summary.

The analytical method for the active ingredient (including identity tests) is based on the CIPAC Method published in Handbook K, 288/TC/(M)/-. The chlorothalonil content is determined by capillary GC with flame ionisation detector (FID) and internal standard with *di-n*-butyl phthalate. The deviation from the CIPAC methods is the column used (CIPAC: 50 % phenyl, 50 % dimethylsiloxane crosslinked; Rotam: Rtx-5 ms). The Meeting considered this deviations as not significant.

Rotam developed and used a GC-FID-method method for determination of the relevant impurities HCB and DCB and the other impurities which was validated according to SANCO 3030/99 rev. 4 (which is the EU guidance for method validation).

However, the method is significantly different from the peer validated method published on the FAO website in so far that the relevant impurities are not detected by MS, but by FID being significantly less sensitive and less specific. The company stated that the FAO-method is also suitable for his material and submitted further data for 5 (other) batches using the adopted GC-MS method. For all batches the content of HCB and DCB was clearly below the specified values.

The SC formulation of the applicant is in compliance with the published FAO Specification 288/SC as demonstrated by studies on physical-chemical properties and storage stability submitted.

The SC produced by Rotam is registered in Brazil, Colombia, Egypt, Morocco and Venezuela.

The formulation specifications for WP, GR and SC were updated with respect to refer to the latest versions of CIPAC MT methods. As examples, the revised dustiness method (MT 171.1) replaced the previous version, and persistent foam is now determined using MT 47.3.

**SUPPORTING INFORMATION
FOR
EVALUATION REPORT 288/2014**

Table 2. Chemical composition and properties of chlorothalonil technical materials (TC)

Manufacturing process, maximum limits for impurities ≥ 1 g/kg, 5 batch analysis data		Confidential information supplied and held on file by FAO. Mass balances were 99.63 - 99.93 % and percentages of unknowns were 0.07 - 0.37 %.		
Declared minimum [a.i.] content		985 g/kg		
Relevant impurities ≥ 1 g/kg and maximum limits for them		None		
Relevant impurities < 1 g/kg and maximum limits for them:		Hexachlorobenzene (HCB), 0.04 g/kg Decachlorobiphenyl (DCB), 0.03 g/kg		
Stabilisers or other additives and maximum limits for them:		None		
Parameter	Value and conditions	Purity %	Method reference	Study number
Melting temperature range of the TC	255.2 °C	98.5	EEC A1. OECD 102	0738
Solubility in organic solvents	n-heptane: 0.2 g/l xylene: 59 g/l 1,2-dichloroethane: 15 g/l methanol: 1.5 g/l acetone: 16 g/l ethyl acetate: 10 g/l n-octanol: 0.5 g/l (all at 25 °C)	98.8	EEC A6	R A4191 08

FORMULATIONS AND CO-FORMULATED ACTIVE INGREDIENTS

The main formulation types available are SC, WG and WP. Chlorothalonil may be co-formulated with e.g. metalaxyl, tebuconazole, cymoxanil or dimethomorph. These formulations are registered and sold in Honduras, Panama, Dominican Republic, Zambia, Uganda, etc.

METHODS OF ANALYSIS AND TESTING

The analytical method for the active ingredient (including identity tests) is CIPAC Method 288/TC/(M)-: 'Chlorothalonil' published in Handbook K. The Chlorothalonil is determined by capillary GC with flame ionisation detector (FID) and internal standard with di-n-butyl phthalate. The method for determination of the relevant impurities HCB and DCB is by capillary GC/FID and fully validated.

Other impurities in the TC were determined by a GC-FID-method, which was validated according to SANCO 3030/99 rev.4.

Rotam confirmed by submitting additional data that the CIPAC method for determination of chlorothalonil in TC and SC formulations, and the peer validated GC-MS method for

determination of the relevant impurities hexachlorobenzene (HCB) and decachlorobiphenyl (DCB), are satisfactory for analysis of their products.

Test methods for determination of physico-chemical properties of the technical active ingredient were DSC, EEC, and OECD, while those for the formulations were CIPAC, EEC, DSC, etc, as indicated in the specifications.

PHYSICAL PROPERTIES

The physical properties, the methods for testing them and the limits proposed for the SC formulations, comply with the requirements of the FAO/WHO Manual (2nd revision of the first edition, 2010).

CONTAINERS AND PACKAGING

No special requirements for containers and packaging have been identified.

EXPRESSION OF THE ACTIVE INGREDIENT

The active ingredient is expressed as chlorothalonil.

ANNEX 1

HAZARD SUMMARY PROVIDED BY THE PROPOSER

Notes.

- (i) The proposer confirmed that the toxicological and ecotoxicological data included in the summary below were derived from chlorothalonil having impurity profiles similar to those referred to in the table above.
- (ii) The conclusions expressed in the summary below are those of the proposer, unless otherwise specified.

Table 2. Mutagenicity profile of chlorothalonil technical material based on *in vitro* tests

Species	Test	Purity % Note ⁵	Guideline, duration, doses and conditions	Result	Study number
<i>Salmonella typhimurium</i>	<i>In vitro</i> Reverse Mutation Assay (Ames Test)	98.5	OECD 471 (1997), OPPTS 870.5100, EC B.13/14 Five test concentrations of 2.45, 4.89, 9.77, 19.54 and 39.07 µg/plate with (10% S9), and 0.31, 0.62, 1.23, 2.45 and 4.89 µg/plate without S9 were chosen for mutagenicity evaluation in both the preincubation (in duplicates) method and direct plate incorporation methods (in triplicates) employing five tester strains (TA100, TA102, TA1535, TA98 and TA1537).	Negative	10600

⁵ Note: Purity is the content of pure active ingredient in the technical material, expressed as a percentage.

ANNEX 2 REFERENCES

(sorted by study number)

Study number	Author(s)	year	Study title. Study identification number. Report identification number. GLP [if GLP]. Company conducting the study.
	FAO/WHO	2010	Manual on development and use of FAO and WHO specifications for pesticides. November 2010 Revision of First Edition. FAO Plant Production and Protection Paper. Revised.
09-9180 24-007		2009	Temperature of decomposition by DSC on CHLOROTHALONIL TG. Study No 09-918024-007. GLP. Unpublished.
10-9180 24-020		2010	Vapour Pressure of CHLOROTHALONIL TECHNICAL. Study No 10-918024-020. GLP. Unpublished.
0738		2010	STUDY ON THE PHYSICO-CHEMICAL PROPERTIES OF CHLOROTHALONIL TECHNICAL. Study No 0738. GLP. Rotam Research Laboratory. Unpublished.
R A4191 08		2005	Determination of Physical and Chemical Properties of CHLOROTHALONIL TECHNICAL–Solubility in organic solvents. Study No A4191. Report No R A4191 08. GLP. ANADIAG S.A. Unpublished.
10600		2011	Mutagenicity evaluation of Chlorothalonil Technical by Ames <i>Salmonella typhimurium</i> - Reverse Mutation Assay. Study No 10600. GLP.. Unpublished.

CHLOROTHALONIL

FAO/WHO EVALUATION REPORT 288/2007

Recommendation

The Meeting recommended that the existing (December 2005) FAO specifications for chlorothalonil TC and formulations should be extended to encompass the products of Sipcam Agro USA, Inc.

Appraisal

The Meeting considered data submitted by Sipcam Agro USA, Inc, in support of proposed extensions to the existing (December 2005) FAO specifications for chlorothalonil TC, WG and SC.

The manufacturer initially proposed that the JMPS should consider information on three sources of the active ingredient (B, C, D). After reviewing the information available on B, C and D, the JMPS concluded that only source B required detailed evaluation. This report therefore deals primarily with source B chlorothalonil but the recommendations apply to Sipcam Agro USA products containing active ingredient from sources B, C and D.

The manufacturer submitted confidential data on the manufacturing process, together with the manufacturing specification and 5-batch analysis data on purity and impurities ≥ 1 g/kg and the two relevant impurities < 1 g/kg. The manufacturer has registrations in the USA, Canada and Mexico. The 5-batch analysis data represented a new series but were in agreement with the "nominal" specification as approved by the regulatory agencies in the USA and Canada. The manufacturer stated that the revised data had been submitted to the Canadian registration authority and will be submitted to the agencies in USA and Mexico.

The Canadian Pest Management Regulatory Agency confirmed that the manufacturing specification from source B, submitted by Sipcam Agro USA, was similar to that evaluated by the JMPS and that the data met the requirements for registration in Canada.

Two sets of batch analysis data, together with the manufacturing specifications, were submitted. The 1st set, relating to production in October 2005, covered 7 batches, provided analytical results for the content of chlorothalonil and the relevant impurities, HCB and DCB. The results for the relevant impurities were within the current FAO specifications, but the content of chlorothalonil was below the current specification for TC. Non-relevant impurities were not determined in this 1st study. In the 2nd set of batch analysis data chlorothalonil, the relevant impurities and all non-relevant impurities which may occur at ≥ 1 g/kg were determined. All were within the manufacturing specification. Mass balances were high (99.6-99.8%).

On the bases of compliance with the existing (December 2005) specification for chlorothalonil TC and a comparison of the manufacturing specifications, the Meeting agreed that the Sipcam source B chlorothalonil TC should be considered chemically equivalent to that of the (Syngenta) reference profiles. WHO/PCS advised the Meeting that, on the basis of a comparison of the acute toxicology data provided, is equivalent to the reference source of chlorothalonil, in the sense of the manual (FAO/WHO 2002). The Meeting therefore

concluded that the Sipcam chlorothalonil source B should be considered equivalent to that of the reference source.

The manufacturer informed the Meeting that it has authorizations in the NAFTA countries for technical and formulated (WG, SC) chlorothalonil, and authorizations in some Central American countries for WG and SC formulation, and that both formulations comply with the existing FAO specifications.

The manufacturer stated that the analytical and physical methods referenced in existing specifications, and the clauses and limits, were applicable to their products.

**SUPPORTING INFORMATION
FOR
EVALUATION REPORT 288/2007**

Table 1. Physico-chemical properties of Sipcam source B chlorothalonil technical grade (TC)

Manufacturing process, maximum limits for impurities ≥ 1 g/kg, 5 batch analysis data	Confidential information supplied and held on file by FAO. Mass balances were 99.6-99.8% and unknowns were less than 0.1%.
Declared minimum chlorothalonil content	985 g/kg
Relevant impurities ≥ 1 g/kg and maximum limits for them	None
Relevant impurities < 1 g/kg and maximum limits for them	Hexachlorobenzene, 40 mg/kg. Decachlorobiphenyl, 3 mg/kg.
Stabilizers or other additives and maximum limits for them	None
Melting temperature range	252.1-253.6°C

Formulations and co-formulated active ingredients

The main formulation types available are SC and WG. These formulations are registered in Canada, Mexico and USA and some Central American countries by Sipcam Agro USA.

Methods of analysis and testing

Sipcam Agro USA confirmed that the CIPAC method for determination of chlorothalonil in TC and formulations, and the GC-MS method for determination of the impurities hexachlorobenzene (HCB) and decachlorobiphenyl (DCB), are satisfactory for analysis of their products.

Other impurities in the TC were determined by capillary GC-FID and their identities confirmed by GC-MS.

Test methods for determination of physico-chemical properties of the technical active ingredient were essentially OECD methods, while those for the formulations were CIPAC procedures, as indicated in the specifications.

ANNEX 1
HAZARD SUMMARY PROVIDED BY THE PROPOSER

Note: the proposer provided written confirmation that the toxicological data included in the following summary were derived from chlorothalonil having impurity profiles similar to those referred to in Table 1, above.

Table A. Toxicology profile of Sipcam source B chlorothalonil TC, based on acute toxicity, irritation and sensitization

Species	Test	Duration and conditions	Result	Reference
Rat, S-D strain (m,f)	Oral	14 d observation after treatment. Toxicological test methods of pesticides for registration", ICAMA, PR China. Chlorothalonil TC, 98% purity	LD ₅₀ >5000 mg/kg bw (m,f), no mortality	06NANY-WT059-1
Rat, S-D strain (m,f)	Dermal	14 d observation after treatment. Toxicological test methods of pesticides for registration", ICAMA, PR China. Chlorothalonil TC, 98% purity	LD ₅₀ >5000 mg/kg bw (m,f), no mortality or clinical signs observed	06NANY-WT059-2
Rat CD strain (m,f)	Inhalation	Similar to OECD 403. Chlorothalonil TC, 97% purity	LC ₅₀ >3.025 mg/l	S060510220
Rabbit, New Zealand white	Skin irritation	Observation 4 h, 1, 2, 3, 4, 5, 6 and 7 d after exposure. Toxicological test methods of pesticides for registration", ICAMA, PR China. Chlorothalonil TC, 98% purity	Slight irritant (note 1)	06NANY-WT059-3
Rabbit, New Zealand white	Eye irritation	Observation 1,2,3,4,5,6, 7 and 10 d after exposure. Toxicological test methods of pesticides for registration", ICAMA, PR China. Chlorothalonil TC, 98% purity	Corneal effects observed. Overall conclusion, "middle irritation" (note 1)	06NANY-WT059-3
Guinea pig	Skin sensitization	Toxicological test methods of pesticides for registration", ICAMA, PR China. Chlorothalonil TC, 98% purity	"Faint sensitizer" (note 1)	06NANY-WT059-4

Note 1. These classifications of effect, based on the Chinese study protocols, are not directly comparable with GHS assessments. Following a detailed scrutiny of the study reports, WHO/PCS advised that the test results nonetheless indicated equivalence relative to the reference profile.

ANNEX 2.
REFERENCES

Sipcam document number or other reference	Year and title of report or publication details
Bg-06NYYN-WT059-1	2006. Oral Toxicity Study for Chlorothalonil techn. in Rats
Bg-06NYYN-WT059-2	2006. Dermal Toxicity Study for Chlorothalonil techn. in Rats.
Bg-06NYYN-WT059-3	2006. Skin and Eye Irritation Study for Chlorothalonil techn. in Rabbits.
Bg-06NYYN-WT059-4	2006. Skin Sensitization Test for Chlorothalonil techn. in Guinea Pig.
CIPAC K	CIPAC Handbook K, p. 13, Dobrat W. and Martjin A. (eds), 2003, Black Bear Press, Cambridge, UK. ISBN 0 902951 15 7.
FAO/WHO 2002	Manual on development and use of FAO and WHO specifications for pesticides, 1 st edition. FAO Plant Production and Protection Paper 173. Food and Agriculture Organization of the United Nations, Rome, 2002.
S060510220	2006. Acute Inhalation Toxicity Study of Chlorothalonil 97 % techn. in Rats.

CHLOROTHALONIL

FAO/WHO EVALUATION REPORT 288/2005

Recommendations

The Meeting recommended that:

- (i) the limit for hexachlorobenzene, in the existing (February 2005) FAO specification for chlorothalonil TC, should be changed from 0.01 to 0.04 g/kg;
- (ii) the limit for hexachlorobenzene, in the existing (February 2005) FAO specifications for chlorothalonil WP, WG and SC, should be changed from 0.001 to 0.004% of the chlorothalonil content measured;
- (iii) the existing (February 2005) FAO specifications for chlorothalonil should be extended to encompass the products of SDS Biotech KK and Vischim.

Appraisal

Data for chlorothalonil were evaluated in support of extension of existing FAO specifications for TC, WP, WG and SC, developed under the New Procedure during 2004 and published by FAO in February 2005.

The specifications for chlorothalonil published by FAO in February 2005 had introduced: (i) a lower limit (10 mg/kg) for the relevant impurity hexachlorobenzene (the limit in the previous (1998) FAO specifications was 300 mg/kg); and (ii) a limit for decachlorobiphenyl which was not previously specified. The new limits for the two relevant impurities were introduced partly as a consequence of the requirement of the Stockholm Convention to restrict the release of persistent organic pollutants (POPs) into the environment.

Data were submitted by SDS Biotech KK, Japan, and Vischim, Italy, in 2004. With the written approval of Syngenta, the non-confidential data submitted by SDS Biotech KK were identical to those submitted by Syngenta in 2003, in support of the existing (February 2005) specifications. For these reasons, Annex 1 to this evaluation report presents only the additional information provided by Vischim. The data from Syngenta (and hence SDS Biotech KK) are given in evaluation report 288/2004, pages 30-40 of this document.

Both manufacturers submitted confidential data on their manufacturing processes, together with manufacturing specifications and 5-batch analysis data on purity, impurities ≥ 1 g/kg and the two relevant impurities < 1 g/kg. Mass balances were high: Vischim, 99.6-101.4% and 99.9-100.3% with no unknowns; SDS Biotech KK, 98.5-99.2% with no reported unknowns. The confidential data were confirmed as essentially similar to those submitted in support of registration in Germany.

In the case of Vischim, two sets of 5-batch analysis data, together with the manufacturing specifications, were submitted, the 2nd of which took into account the newly-published (February 2005) FAO specifications for the relevant impurities occurring at < 1 g/kg. The Meeting noted that the two sets of 5-batch analysis data submitted by Vischim represented different manufacturing batches. The newer data represented current production and the earlier data (which did not include information on decachlorobiphenyl) represented materials used to generate the data in tables 1 and 3-6 of this evaluation report. The confidential and non-confidential (tables 1 and 3-6 of this evaluation report) data provided

by Vischim were confirmed as essentially similar to those submitted by the company to The Netherlands, as rapporteur member state for the EU review of chlorothalonil.

With the written approval of Syngenta for access to them, SDS Biotech KK submitted non-confidential data which were identical to those submitted by Syngenta in 2003 (i.e. tables 1 and 3-6 of evaluation report 288/2004). On the basis that SDS Biotech KK chlorothalonil TC complies with the existing (February 2005) specification, and because their confidential data clearly indicated equivalence, the Meeting agreed that the SDS Biotech KK TC should be considered equivalent to that of Syngenta (the source of the reference profiles). A January 2005 evaluation by the Dutch Board for Authorization (CTB) also concluded that the SDS Biotech KK TC is equivalent to the Syngenta TC and permitted Syngenta to use SDS Biotech KK material as a second source of chlorothalonil in The Netherlands.

Determination of equivalence was more complex in the case of Vischim. The 5-batch analysis data and manufacturing specification initially submitted by the company in 2004 (which were identical to those submitted in support of the 2004-5 EU review) did not take into account the limits for relevant impurities introduced in the February 2005 FAO specification. The limit for hexachlorobenzene (HCB) initially proposed by Vischim was 0.072 g/kg and no limit was proposed for decachlorobiphenyl (DCB). The Meeting acknowledged that the 1998 FAO specification for chlorothalonil was in force at the time of the initial submission of data by Vischim and that the company could not be expected to know about the clauses and limits for relevant impurities which would subsequently be published by FAO in February 2005.

In response to publication of the revised FAO specification, Vischim produced a revised manufacturing specification and 5-batch analysis data, which specifically addressed the limits for HCB and DCB (008/2005, S05/010 & 011). The revised data were submitted to registration authorities in Germany and the UK. The manufacturer stated that the revised data will also be submitted to other countries in which chlorothalonil is registered by the company and to the European Commission in support of the EU review of chlorothalonil.

The Meeting considered the revised data set for the determination of equivalence. Vischim had initially proposed that a third impurity (>1 g/kg) should be considered relevant but the Meeting agreed that none of the impurities ≥ 1 g/kg should be considered relevant. The Meeting noted that, by some criteria (including a higher limit for purity of the TC and a 10-fold lower limit for DCB), the Vischim chlorothalonil was equivalent to that of the reference profiles (Syngenta). However, with a proposed limit for HCB of 0.04 g/kg, compared with the 0.01 g/kg limit in the existing (February 2005) FAO specification, the Vischim TC did not appear to be equivalent to that of the reference impurity profile.

The Meeting therefore considered the equivalence of the toxicity and ecotoxicity profiles. Superficially, the data from certain tests suggested that Vischim chlorothalonil might be more toxic than Syngenta chlorothalonil (≥ 2 -fold difference for toxicity and ≥ 5 -fold difference for ecotoxicity, as stipulated in the FAO/WHO manual). The tests involved were (i) long-term study of toxicity and carcinogenicity in rats; (ii) long-term studies in dogs; and (iii) reproduction study in bobwhite quail. These data were reviewed by WHO/PCS secretariat, using the full study reports from Vischim and from the IPCS (IPCS 1996) and US EPA (EPA 1999) reviews of chlorothalonil. In each case, the PCS secretariat concluded (PCS 2005) that the apparent differences did not reflect a real difference in the toxicity of the chlorothalonil from the two sources. The PCS secretariat therefore concluded that, on the basis of toxicity and ecotoxicity profiles, the Vischim chlorothalonil should be considered equivalent to that of Syngenta and the Meeting concurred.

The Meeting then considered the acceptability of the proposed limits for the relevant impurities.

The WHO/PCS secretariat (PCS 2005) advised that the (withdrawn) ADI for HCB allocated by FAO/WHO JMPR was 0-0.0006 mg/kg, while the ADI for chlorothalonil is 0-0.03 mg/kg, indicating an approximate long-term toxicity ratio of 50:1. Thus, at 10 and 40 mg/kg, respectively, neither Syngenta (and SDS Biotech KK) nor Vischim limits approached the level at which HCB might be expected to contribute to the overall toxicological hazard of chlorothalonil. Both limits are also more stringent than either the GHS guideline (GHS 2003) lower limit for labelling of an impurity on the basis of carcinogenicity (1 g/kg) or the maximum acceptable to the JMPS (2 g/kg), which is based on a 10% limit for increase in estimated hazard ($\leq 10\%$ being taken as negligible). The Meeting recognized that, although it is desirable to minimize the levels of all POPs in agricultural pesticides, the 0.04 g/kg limit for HCB in chlorothalonil TC, proposed by Vischim, was well below the maximum acceptable and could therefore be adopted. The Meeting also recognized that the existing 0.03 g/kg limit for DCB in chlorothalonil TC was also well below the maximum acceptable and agreed that it should be retained, instead of adopting either the 0.003 g/kg limit utilized by Vischim or the 0.002 g/kg limit utilized by SDS Biotech KK.

Both manufacturers stated that the analytical and physical methods referenced in existing specifications, and the clauses and limits (with the exception of the clauses for HCB, as discussed above), were applicable to their products.

**SUPPORTING INFORMATION
FOR
EVALUATION REPORT 288/2005**

Physico-chemical properties of chlorothalonil

Table 1. Physico-chemical properties of pure chlorothalonil (Vischim data only)

Parameter	Value(s) and conditions	Purity %	Method	Reference
Vapour pressure	2.2 x 10 ⁻⁴ Pa at 25°C	99.84	EEC A4	32/942392
Melting point	252.5-254.5°C	99.84	EEC A1	32/942392
Solubility in water	5.42 x 10 ⁻⁴ g/l at 25 °C, pH 7.0, distilled water	99.84	EEC A6	32/942392
Octanol/water partition coefficient, Log P K _{ow} at 25°C	2.91 at pH 4 2.94 at pH 7 2.94 at pH 9 2.90 (unbuffered)	99.84	EEC A8	32/942392
Hydrolysis characteristics	Half-life at 50°C pH 5: >62 d pH 7: 14 d pH 9: 0.28 d	99.84	EEC C7	57/950744
	Half-life at 20°C pH 5: stable pH 7: stable pH 9: 16.1 d	99.84	EEC C7	32/942392
Photolysis characteristics	Half-life = 10.5 h at equivalent of continuous summer sunlight, at 30°N)	99.84	EPA 161-2	42/951419

Table 2. Chemical composition and properties of technical chlorothalonil

Manufacturing process, maximum limits for impurities ≥ 1 g/kg, 5 batch analysis data	Confidential information supplied and held on file by FAO. Mass balances in 2 sets of 5-batch analysis data were 99.6-101.4% and 99.9-100.3%. No unknowns were detectable (<0.01%) by GC-FID. (Vischim)
	Confidential information supplied and held on file by FAO. Mass balances were 98.5-99.2%. Unknowns not reported. (SDS Biotech KK)
Declared minimum chlorothalonil content	990 g/kg. (Vischim)
	985 g/kg. (SDS Biotech KK)
Relevant impurities >1 g/kg and maximum limits for them	None. (Vischim)
	None. (SDS Biotech KK)
Relevant impurities <1 g/kg and maximum limits for them:	Hexachlorobenzene, 40 mg/kg. Decachlorobiphenyl, 3 mg/kg. (Vischim)
	Hexachlorobenzene, 10 mg/kg. Decachlorobiphenyl, 2 mg/kg. (SDS Biotech KK)
Stabilizers or other additives and maximum limits for them:	None. (Vischim)
	None. (SDS Biotech KK)
Melting temperature range of the TC	252.5-254.5°C, without decomposition (Vischim)
	248-253°C (SDS Biotech KK)

Background information on toxicology/ecotoxicology

Vischim confirmed that the toxicological and ecotoxicological data included in Annex 1, below, were derived from chlorothalonil having impurity profiles similar to those referred to in Table 2, above.

Chlorothalonil was under review by the EU in 2004-5, according to the requirements of Directive 91/414/EEC.

Formulations and co-formulated active ingredients

The main formulation types available are SC, WG and WP. Chlorothalonil is co-formulated with other fungicides, such as cymoxanil, copper salts, triazoles or acylalanines. These formulations are registered and sold in many countries throughout the world.

Methods of analysis and testing

SDS Biotech KK and Vischim confirmed that the CIPAC method for determination of chlorothalonil in TC and formulations, and the GC-MS method for determination of the impurities hexachlorobenzene (HCB) and decachlorobiphenyl(DCP), are satisfactory for analysis of their products.

Other impurities in the TC were determined by capillary GC with FID detection and their identities confirmed by GC-MS (Vischim); and by capillary GC with FID or MSD (SDS Biotech KK). Xylene insolubles were determined gravimetrically (SDS Biotech KK).

Test methods for determination of physico-chemical properties of the technical active ingredient were essentially OECD methods, while those for the formulations were CIPAC procedures, as indicated in the specifications (Vischim and SDS Biotech KK).

Physical properties

The physical properties, the methods for testing them and the limits proposed for the SC, WG and WP are identical to those in the existing specifications.

ANNEX 1

HAZARD SUMMARY PROVIDED BY THE PROPOSER

Note: The proposer provided written confirmation that the toxicological and ecotoxicological data included in the following summary were derived from chlorothalonil having impurity profiles similar to those referred to in Table 2, above.

Table A. Toxicology profile of chlorothalonil technical material, based on acute toxicity, irritation and sensitization (Vischim data only)

Species	Test	Duration and conditions or guideline adopted	Result	Reference
Rat, CD strain (m/f)	oral	Study conducted prior to issuance of formal test guidelines. Chlorothalonil TC, 98.5% purity	LD ₅₀ = >5000 mg/kg bw 14 d observation after treatment. No mortalities. During the 1 st 5 h after dosing, decreased motor activity and piloerection observed.	88/CFA002/276
Rabbit, New Zealand strain (m/f)	dermal	OECD 402. Chlorothalonil TC, 98.5% purity	LD ₅₀ = >2000 mg/kg bw 14 d observation after treatment. No mortalities. During the 1 st 5 h after dosing, decreased motor activity observed.	88/CFA003/277
Rat, CD strain (m/f)	inhalation	Study conducted in 1985, prior to issuance of formal test guidelines. 4 h exposure time. Chlorothalonil TC, 98.63% purity	LC ₅₀ = 0.250 (m) to 0.205 (f) mg/l. Mortality observed at two highest exposure levels, 0.223 and 0.376 mg/l. Clinical signs observed during and after exposure were gasping, exaggerated respiratory movements, reduced respiratory rate, turbidity, dark eye, hypothermia, swollen abdomen and emaciation.	88/CFA001/185
Rabbit, new Zealand strain (m/f)	skin irritation	OECD 404. 4 h exposure, 72 h observation. Chlorothalonil TC, 98.63% purity	Non-irritant.	88/CFA004/235
Rabbit, New Zealand strain (m)	eye irritation	Study conducted prior to issuance of formal test guidelines. Chlorothalonil TC, 98.5% purity	Irritant, corrosive. A definite reaction to treatment observed in animals exposed to chlorothalonil for 24 h. After 72 h, corrosive pannus formation seen in an area of 3-5 mm of the cornea of 2 of 3 animals.	083-002/T/012/85
Guinea pig, Dunkin/Hartley strain (f)	skin sensitization	OECD 406. Chlorothalonil TC, 99.18 % purity	Skin sensitizer*. Chlorothalonil produced evidence of skin sensitization (delayed contact hypersensitization) in 9 among 10 animals.	40/940427/SS

* The results of two separate studies of skin sensitization potential (delayed type hypersensitivity), using the Magnusson and Kligmann maximisation test in Guinea pigs, were contradictory. The first study gave equivocal results due to the use of inappropriate irritant challenge concentrations, whereas the second study was more credible and produced clear evidence of a sensitization potential.

Table B. Toxicology profile of chlorothalonil technical material, based on repeated administration (sub-acute to chronic) (Vischim data only)

Species	Test	Duration and conditions or guideline adopted	Result	Reference
Rat, CD strain (m/f)	feeding, sub-chronic toxicity, 13 weeks	EPA 82-1. Chlorothalonil TC, 99.18% purity	NOAEL (combined) = 5.1 mg/kg bw/d* LOEL(combined) = 26.2 mg/kg bw/d*	9/920338
Mouse, CD-1 strain, (m/f)	feeding, sub-chronic toxicity, 13 weeks	EPA 82-1. Chlorothalonil TC, 99.18% purity	NOAEL (combined) = 10.5 mg/kg bw/d* LOEL (combined) = 44 mg/kg bw/d*	1/92034
Dog, beagle strain, (m/f)	feeding, sub-chronic toxicity, 13 weeks	EPA 82-1. Chlorothalonil TC, 99.18% purity	NOEL (combined) = 5.85 mg/kg bw/d*	12/920413
Rat, CD strain, (m/f)	feeding, carcinogenicity, 104 weeks	EPA 83-2. Chlorothalonil TC, 99.18% purity	NOAEL (combined, overall) = 0.8 mg/kg bw/d*****	15/943286
Mouse, CD-1 strain, (m/f)	feeding, carcinogenicity, 80 weeks	EPA 83-2. Chlorothalonil TC, 99.18% purity	NOAEL combined (overall) = 2.2 mg/kg bw****	16/943065
Dog, beagle strain, (m/f)	feeding, chronic toxicity, 52 weeks	EPA 83-2. Chlorothalonil TC, 99.18% purity	NOAEL = 5.51 mg/kg bw/d**	14/943124
Rat, CD strain (m/f)	feeding, 2-generation reproduction	EPA 83-4, OECD 416. Chlorothalonil TC, 99.18% purity	NOAEL (parents, for mating and reproductive performance) = 261 mg/kg bw/d*** NOAEL (offspring) = 100 mg/kg bw/d No obvious adverse effects on the developing conceptus at any of the dosages investigated***	21/942505
Rat, CD strain (m/f)	teratogenicity and developmental toxicity	EPA 83-3, OECD 414. Chlorothalonil TC, 99.18% purity	NOAEL (maternal) = 200 mg/kg bw/d*** NOAEL (developing conceptus) >500 mg/kg bw/d*** No primary teratogenic/embryotoxic potential at any of the dosages investigated	22/930637
Rabbit, New Zealand strain (m/f)	teratogenicity and developmental toxicity	EPA 83-3, OECD 414. Chlorothalonil TC, 99.18% purity	NOAEL (maternal) = 10 mg/kg bw/d*** NOAEL (developing conceptus) = 10 mg/kg bw/d*** No primary teratogenic/embryotoxic potential at any of the dosages investigated	23/930638

* In addition to the studies listed, a sub-chronic dietary toxicity study was conducted in dogs for 28 d. Hyperplasia/hyperkeratosis was a consistent finding in the non-glandular stomach of rats and mice in all these studies but was considered to reflect an adaptive response in the presence of an irritant material. No histopathological changes seen in dogs after 28 d but adrenal gland identified as a target organ in the 90-d study in this species.

** In the 52-week dietary study on dogs, 10240 ppm produced adverse effects on bodyweight and food consumption. Death of a single female at this level was considered to be treatment-related. Gastric mucosal irritation observed at 10240 ppm and, to a lesser extent, at 1280 ppm. Increased incidence

and degree of brown pigment in the epithelium of cortical tubules of kidney observed microscopically in animals treated with 1280 or 10240 ppm. Animals treated at 10240 ppm had increased incidence and degree of hypertrophy of the cells of the zona fasciculata in the adrenals. At 160 ppm there was no indication of systemic toxicity or gastric irritation.

*** In the 2-generation study in rats, chlorothalonil caused lower body weight gain in parents at 1200 and 3000 ppm, and in offspring at 3000 ppm, but without any adverse effects on fertility or reproductive performance. Maternal toxic responses were induced in teratogenicity studies both in rats and rabbits but without any evidence of any primary teratogenic or embryotoxic effects.

**** The only neoplastic change seen in the 80-week dietary oncogenicity study in mice, at doses of 0, 15, 60, 240 and 960 ppm, was an increase in the incidence (4/50(m) and 5/50(f) compared to 1/50(m) in control group) of squamous cell papilloma of the non-glandular stomach at 960 ppm. Same tumour type noted in 1/50(f) at 60 ppm diet and in 2/50(m) at 240 ppm diet. The finding was considered to be a result of chronic gastric irritation by chlorothalonil. Treatment-related non-neoplastic changes observed in stomach (non-glandular and glandular regions), oesophagus, kidneys, adrenals, and mesenteric lymph nodes. Epithelial hyperplasia of the non-glandular stomach was seen at all dosages and there was an increased incidence of hyperkeratosis at 240 and 960 ppm. Treatment-related changes, consisting of basophilic and dilated renal cortical tubules and cystic atrophic glomeruli, were found in males treated at 60, 240 and 960 ppm. Changes observed in stomach and oesophagus anticipated due to chlorothalonil producing chronic mucosal irritation.

***** There was no evidence of tumorigenic potential in rats dosed for 104 weeks at up to 240 ppm. There was a minor, statistically significantly, increase in the incidence of tumors (benign and malignant) in the non-glandular region of the stomach of males receiving 1200 ppm (equivalent to 54 mg/kg/day). These tumors however were, considered a direct irritant effect of chlorothalonil, as evidenced by macroscopic and non-neoplastic microscopic changes in the non-glandular region. The maximum tolerated dose for this study was considered to be 1200 ppm on the basis of the histopathological treatment-related changes in the stomach, liver and kidneys, which had no effect on mortality. With the exception of the expected irritant response in the stomach at all dose levels, and despite only slightly higher incidence than controls for animals treated with 15 ppm, the NOEL for this study was considered to be 15 ppm (equivalent to 0.7 mg/kg/day for males and 0.9 mg/kg/day for females).

Table C. Mutagenicity profile of chlorothalonil technical material based on *in vitro* and *in vivo* tests (Vischim data only)

Species	Test	Conditions	Result	Reference
<i>Salmonella typhimurium</i>	<i>in vitro</i> gene mutation assay	With and without exogenous metabolic activation system. EEC 79/831 Annex V Part B; OECD 471; Notification 118, Pharmaceutical Affairs Board, Ministry of Health and Welfare, Japan, 1984. Chlorothalonil TC, 98.74% purity	Negative	128006-M-10587
L5178Y mouse lymphoma cells	<i>in vitro</i> gene mutation in mammalian cells	OECD 476; EEC 87/302/EEC; US EPA detection of gene mutation in somatic cells in culture. Chlorothalonil TC, 99.10% purity	Negative	82/962528
Human lymphocytes	<i>in vitro</i> cytogenetic assay. Chromosome aberrations	With and without exogenous metabolic activation system. EEC 79/83, Annex V, Part B; TSCA guideline (US EPA 40 CFR part 798, 1985-1986, Section 798.5375. Chlorothalonil TC, 98.74% purity	Negative	128008-M-10787
Rat primary hepatocytes	<i>in vitro</i> unscheduled DNA synthesis	EEC and TSCA guidelines(EPA in 40 CFR part 798, 1985). Chlorothalonil TC 98.74% purity	Negative	128007-M-10687
Mouse, CD-1 strain	<i>in vivo</i> micronucleus test	OECD 474 (1982); EEC Annex V, L251B, 1984. Chlorothalonil TC, 98.74% purity	Negative	27/920705

Table D. Ecotoxicology profile of chlorothalonil technical material (Vischim data only)

Species	Test	Duration and conditions	Result	Reference
<i>Daphnia magna</i> (water flea)	48-hour acute toxicity	OECD 202 Part 1. Chlorothalonil TC, 99.18% purity	EC ₅₀ = 59 µg/l	8(a)/920231
<i>Daphnia magna</i> (water flea)	21-day chronic toxicity	OECD 202 Part 2. Chlorothalonil TC, 99.18% purity	EC ₅₀ immobilization = 45 µg/l EC ₅₀ reproduction = 130 µg/l lowest NOEC = 1 µg/l, based on parental generation survival	8(e)920814
<i>Oncorhynchus mykiss</i> (rainbow trout)	96-hour short-term toxicity, flow-through	OECD 203. Chlorothalonil TC, 99.18% purity	LC ₅₀ = 12 µg/l*	8(b)/920232
<i>Oncorhynchus mykiss</i> (rainbow trout)	21-day prolonged toxicity	OECD 204. Chlorothalonil TC, 99.18% purity	LC ₅₀ <24 µg/l	8(d)920696
<i>Cyprinus carpio</i> (common carp)	96-hour short-term toxicity, flow-through	OECD 203. Chlorothalonil TC, 99.18% purity	LC ₅₀ = 55 µg/l	8(c)/920233
<i>Scenedesmus subspicatus</i> (green alga)	Growth inhibition. 96-h continuous illumination, orbital shaker	OECD 201. Chlorothalonil TC, 99.18% purity	EC ₅₀ = 480 µg/l NOEC = 620 µg/l, calculated using AUC	8(f)920437
<i>Chironomus riparius</i> (sediment-dwelling midge)	28-day static test system	Long-term toxicity (BBA 1995). Chlorothalonil TC, 99.18% purity	EC ₅₀ = 400 µg/l NOEC = 125 µg/l (initial water concentration) or 0.95 mg/kg (sediment concentration at end of study)	89/973322
<i>Eisenia foetida</i> (earthworm)	Acute toxicity	OECD 207. Chlorothalonil TC, 99.18% purity	LC ₅₀ 14-d = 516 mg/kg dry soil	4/921046
Soil micro-organisms	Effects on non-target micro-organisms, 28-d	EPPO Guideline. Recommended laboratory tests for assessing hazard to soil microflora. Chlorothalonil TC, 99.10% purity	No effects on nitrogen transformation and carbon mineralization in soil treated with chlorothalonil TC at 2x maximum application concentration.	3a/943068
Activated sludge micro-organisms	Respiration rate of activated sludge.	EC Directive "Biodegradation-Activated sludge respiration inhibition test"; OECD 209. Chlorothalonil TC, 99.18% purity	EC ₅₀ and EC ₈₀ >0.1 g/l No inhibitory effect on respiration rate of activated sludge.	096/983843

Table D. Ecotoxicology profile of chlorothalonil technical material (Vischim data only)

Species	Test	Duration and conditions	Result	Reference
<i>Apis mellifera</i> (honey bee sterile females)	Acute oral toxicity	US EPA, Subdiv. L Series 14-1. Chlorothalonil TC, 99.18% purity	LD ₅₀ >40 µg/bee	7/911157
Mallard duck	Acute oral toxicity.	EPA-FIFRA 71-1. Chlorothalonil TC, 99.18% purity	LD ₅₀ >2000 mg/kg bw**	6/911468
Mallard duck	Sub-acute, 5-d dietary toxicity.	EPA-FIFRA 71-2. Chlorothalonil TC, 99.18% purity	LC ₅₀ >5200 ppm diet NOEL >5200 ppm diet	5/911414
Bobwhite quail	Sub-acute, 5-d dietary toxicity.	EPA-FIFRA 71-2. Chlorothalonil TC, 99.18% purity	LC ₅₀ >5200 ppm diet NOEL = 650 ppm diet	2/911413
Bobwhite quail	Dietary reproduction and tolerance.	EPA-FIFRA 71-4. Chlorothalonil TC, 99.18% purity	NOEL = 160 ppm diet***	10/11/930496

* Acute toxicity of chlorothalonil to rainbow trout in the presence of sediment produced an LC₅₀ value >10x that obtained with no sediment, indicating that toxicity is significantly reduced in natural water systems by sediment and suspended material. Bioconcentration factors (BCF) up to 310 were determined in the edible fraction, 4500 in the non-edible fraction, and a whole fish BCF of 2700, indicating relatively low potential for bioconcentration (depuration half-life 7 to 13 d). In natural water-sediment systems, chlorothalonil rapidly transfers to the sediment, where it is degraded with a DT₅₀ <0.25 d.

** There was a slight decrease in body weight and food consumption at 2000 ppm.

*** Tested at up to 640 ppm. No clinical signs of toxicity; no effect on survival of parent or offspring; body weights and food consumption not influenced by treatments. However, at the highest concentration tested, the number of eggs laid and therefore the number of 14-d survivors per female was lower than the control group. No treatment-related effects at necropsy.

ANNEX 2. REFERENCES

Proposer's reference number	Year and title of report
008/2005	2005. Chlorothalonil technical material. Analytical profile.
083-002/T/012/85	1985. Chlorothalonil. Eye irritation study in rabbits.
096/983843	1998. Chlorothalonil. Activated sludge - respiration inhibition test.
1/92034	1992. Chlorothalonil. Subacute toxicity to mice by dietary administration for 13 weeks.
10/11/930496	1993. Chlorothalonil. Bobwhite quail dietary reproduction and tolerance studies. vol. I-II.
12/920413	1994. Chlorothalonil. Toxicity to dogs by dietary administration for 13 weeks.
128006-M-10587	1988. Reverse mutation in <i>Salmonella typhimurium</i> . Test substance: chlorothalonil technical.
128007-M-10687	1988. Unscheduled DNA synthesis in primary rat hepatocytes. Test substance: chlorothalonil technical.
128008-M-10787	1988. Chromosome aberrations in human lymphocytes cultured in vitro. Test substance: chlorothalonil technical.
14/943124	1995. Chlorothalonil. Toxicity to dogs by repeated dietary administration for 52 weeks. Vol. 1-2.
15/943286	1996. Chlorothalonil. Potential tumorigenic effects in prolonged dietary administration to rats. vol. 1-14.
16/943065	1995. Chlorothalonil. Potential tumorigenic effects in prolonged dietary administration to mice. vol. 1-9.
2/911413	1991. Chlorothalonil. Subacute dietary toxicity (LC ₅₀) to bobwhite quail.
21/942505	1995. Chlorothalonil. A study of the effect on reproductive function of two generations in rat.
22/930637	1994. Chlorothalonil. A study of the effect on pregnancy of the rat.
23/930638	1994. Chlorothalonil. A study of the effect on pregnancy of the rabbit.
27/920705	1992. Chlorothalonil. Mouse micronucleus test.
32/942392	1995. Chlorothalonil (pure). Physical and chemical properties.
3a/943068	1995. Chlorothalonil technical. Effects on soil non-target organisms. Nitrogen transformation-carbon mineralisation.
4/921046	1992. Chlorothalonil. Acute toxicity (LC ₅₀) to earthworm (<i>Eisenia foetida</i>).
40/940427/SS	1995. Technical Chlorothalonil. Skin sensitization in the Guinea-pig.
42/951419	1996. C ¹⁴ -Chlorothalonil. Photo-degradation in water.
5/911414	1992. Chlorothalonil. Subacute dietary toxicity (LC ₅₀) to mallard duck.
57/950744	1995. Chlorothalonil. Physico-chemical properties - vol. I.
6/911468	1992. Chlorothalonil. Acute oral toxicity (LD ₅₀) to mallard duck.
7/911157	1992. The acute contact and oral toxicity to honey bees of chlorothalonil technical.
8(a)/920231	1992. The acute toxicity of chlorothalonil to <i>Daphnia magna</i> .
8(b)/920232	1992. The acute toxicity of chlorothalonil to rainbow trout (<i>Oncorhynchus mykiss</i>).
8(c)/920233	1992. The acute toxicity of chlorothalonil to common carp (<i>Cyprinus carpio</i>).
8(d)920696	1992. The prolonged toxicity of chlorothalonil to rainbow trout (<i>Oncorhynchus mykiss</i>).
8(e)920814	1992. An assessment of the effect of chlorothalonil on the reproduction of <i>Daphnia magna</i> .
8(f)920437	1992. The algistatic activity of chlorothalonil.
82/962528	1996. Chlorothalonil. Mammalian cell mutation assay.
88/CFA001/185	1988. Chlorothalonil technical. Inhalatory toxicity study in rat.
88/CFA002/276	1988. Chlorothalonil technical. Acute oral toxicity study in rat.

Proposer's reference number	Year and title of report
88/CFA003/277	1988. Chlorothalonil technical. Acute percutaneous toxicity study in rabbit.
88/CFA004/235	1988. Chlorothalonil technical. Acute dermal irritation/corrosion test in the rabbit.
89/973322	1998. Chlorothalonil technical. Toxicity to the sediment dwelling phase of the midge <i>Chironomus riparius</i> .
9/920338	1994. Chlorothalonil. Toxicity to rats by dietary administration for 13 weeks.
EPA 1999	U.S. EPA, Re-registration Eligibility Decision (RED) report. Chlorothalonil. http://www.epa.gov/oppsrrd1/REDs/0097red.pdf
FAO/WHO 2002	Manual on development and use of FAO and WHO specifications for pesticides, 1 st edition. FAO plant production and protection paper 173. FAO, Rome, 2002.
GHS 2003	Globally harmonized system of classification and labelling of chemicals, United Nations, New York and Geneva, 2003, http://www.unece.org/trans/danger/publi/ghs/ghs_rev00/english .
IPCS 1996	Chlorothalonil. Environmental Health Criteria, 183. WHO, Geneva, 1996.
PCS 2005	Equivalence of two chlorothalonil products. WHO/PCS AAI/Atr/TMe, dated 18 October 2005. Unpublished. Attachment chlorothalonil.pdf to e-mail RE:equivalence of two chlorothalonil products, sent by A. Aitio (WHO/PCS) to G Vaagt (FAO), M Zaim (WHOPEs), R Schreuder and A Hill on 18 October 2005.
S05/010 & 011	2005. Chlorothalonil technical analysis of five batch samples.

CHLOROTHALONIL

FAO/WHO EVALUATION REPORT 288/2004

Explanation

The data for chlorothalonil were evaluated in support of a review of existing FAO specifications for TC, WP, WG and SC (AGP:CP/354, Rome, 1998).

Chlorothalonil is not under patent.

Chlorothalonil was reviewed by the FAO/WHO JMPR in 1992. In addition, the Core Assessment Group of JMPR also reviewed chlorothalonil in 1994. This was outside the normal JMPR process, taking into account a draft Environmental Health Criteria (EHC) document that had been made available by the International Programme on Chemical Safety (IPCS) and a report (WHO/PCS/95.7) was published by WHO. The EHC document was subsequently published (IPCS 1996).

The US EPA reviewed chlorothalonil in 1997 and a Registration Eligibility Decision (RED) was approved in September 1998 (EPA 738-R-99-004). Chlorothalonil is currently under review in the EU, under Commission Directive 91/414. The rapporteur member state responsible for this review is The Netherlands.

The draft specification and the supporting data were provided by Syngenta Crop Protection AG in 2003.

Uses

Chlorothalonil is a non-systemic fungicide, active against a broad spectrum of fungal diseases. Its mode of action involves binding to free amino groups of amino acids in proteins, which provides multi-site inhibition of fungal enzymes critical to the survival/growth of many fungi.

It is used for the control of a wide variety of fungal diseases in agriculture/horticulture and viticulture.

Identity of the active ingredient

ISO common name

Chlorothalonil (E-ISO, (m)F-ISO, approved)

Chemical names

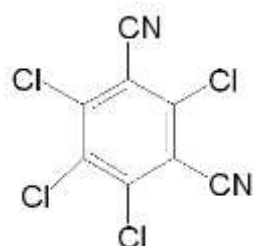
IUPAC: tetrachloroisophthalonitrile

CA: 2,4,5,6-tetrachloro-1,3-benzenedicarbonitrile

Synonyms

TPN (JMAF)

Structural formula



Empirical formula

C₈Cl₄N₂

Relative molecular mass

265.9

CAS Registry number

1897-45-6

CIPAC number

288

Identity tests

GC retention; IR spectrum.

Physico-chemical properties of chlorothalonil

Table 1. Physico-chemical properties of pure chlorothalonil

Parameter	Value(s) and conditions	Purity %	Method reference
Vapour pressure	7.62 x 10 ⁻⁸ kPa at 25°C	99.7	EEC A4
Melting point, boiling point and/or temperature of decomposition	Melting point: 252.1°C Boiling point: not applicable Decomposition temperature: not applicable	99.6	EEC A1
Solubility in water	0.81mg/l at 25°C	99.6	EEC A6
Octanol/water partition coefficient	log P _{ow} = 2.94 at 25°C	99.0	EEC A8
Hydrolysis characteristics	Half-life = 38 days at 25°C at pH 9 Stable for 49 days at 25°C at pH 5 and pH 7	98.3	EEC A7, EPA161-1, OECD 111
Photolysis characteristics	Based on 12 h sunlight/day, photolysis at pH 5 and 25°C resulted in an estimated half-life (DT ₅₀) of 64.7days. The environmental half-life in water under mid-European conditions was calculated to be between 3.7 and 260 days, depending upon seasonal sunlight and depth of water.	99.0	EPA FIFRA Subdiv. N, Guidelines 161-2 and 161-3
		99.5	Not applicable, company report
Dissociation characteristics	Does not dissociate	Not applicable	Not applicable

Table 2. Chemical composition and properties of chlorothalonil technical material (TC)

Manufacturing process, maximum limits for impurities ≥ 1 g/kg, 5 batch analysis data	Confidential information supplied and held on file by FAO. Mass balances were 99.8–100.3% and percentages of unknowns were 0.08 to 0.1%.
Declared minimum chlorothalonil content	985 g/kg.
Relevant impurities ≥ 1 g/kg and maximum limits for them	None.
Relevant impurities < 1 g/kg and maximum limits for them:	Hexachlorobenzene: 0.01g/kg maximum. Decachlorobiphenyl: 0.03g/kg maximum.
Stabilizers or other additives and maximum limits for them:	None.
Melting or boiling temperature range of the TC	248 to 253°C.

Toxicological summaries

Notes.

- (i) The proposer confirmed that the toxicological and ecotoxicological data included in the summary below were derived from chlorothalonil having impurity profiles similar to those referred to in the table above.
- (ii) The conclusions expressed in the summary below are those of the proposer, unless otherwise specified.

Table 3. Toxicology profile of chlorothalonil technical material, based on acute toxicity, irritation and sensitization

Species	Test	Duration and conditions or guideline adopted	Result
Rat, SD, (m, f)	Oral	OECD 401	LD ₅₀ = >5,000 mg/kg bw
Rat, AlpK:Apf SD (m, f)	Dermal	OECD 402	LD ₅₀ = >5,000 mg/kg bw
Rat, SD, (m, f)	Inhalation	OECD 403	LC ₅₀ = 0.1 [0.07-0.14] mg/l
Rabbit, New Zealand White, (m)	Skin irritation	OECD 404	Mild skin irritant
Rabbit, Albino, (m, f)	Eye irritation	OECD 405	Severe eye irritant
Guinea pig, Dunkin Hartley, (m, f)	Skin sensitization (Maximisation)	End-point addressed in multiple animal studies with different designs	Skin sensitizer (based on results of animal studies and human experience)
Human experience	Published case reports		

Chlorothalonil has low acute toxicity by the oral and dermal routes but is very toxic by inhalation, following exposure to finely powdered material (2-3 μm). Chlorothalonil is a mild skin irritant following single application and may cause moderate irritation following prolonged or repeated exposure. Chlorothalonil causes marked eye irritation, evident as irreversible corneal opacity. Chlorothalonil has been shown to have skin sensitization potential in animals and in humans.

Table 4. Toxicology profile of technical chlorothalonil based on repeated administration (sub-acute to chronic)

Species	Test	Duration and conditions or guideline adopted	Result [(isomer/form)]
Rat, Fischer 344, (m)	Sub-chronic dermal	OECD 410 21 days at 0, 60, 100, 250 or 600 mg/kg bw/d	NOAEL = 600 mg/kg bw/d (Systemic)
Rat, CD, (m, f)	Sub-chronic oral dietary feeding	28 day range-finder, non-guideline. 0, 80, 175, 375 & 1500 mg/kg bw/d	LOEL = 80 mg/kg bw/d
Rat, Fischer 344, (m)	Sub-chronic oral dietary feeding, investigative	28 day study of renal and forestomach cell proliferation. 0, 1.5, 15 or 175 mg/kg bw/d	NOAEL = 1.5 mg/kg bw/d LOEL = 15 mg/kg bw/d
Rat, CD, (m, f)	Sub-chronic oral dietary feeding	OECD 408, 90 days at 0, 40, 80, 175, 375, 750 or 1500 mg/kg bw/d	LOEL = 40 mg/kg bw/d
Rat, CD, (m, f)	Sub-chronic oral dietary feeding	OECD 408, 90 days at 0, 1.5, 3, 10 or 40 mg/kg bw/d	NOAEL = 10 mg/kg bw/d LOEL = 40 mg/kg bw/d
Rat, Fischer 344, (m)	Sub-chronic oral dietary feeding investigative	90 day study of renal cell proliferation. 0 and 175 mg/kg bw/d	LOEL = 175 mg/kg bw/d
Mouse, CD-1, (m, f)	Sub-chronic oral dietary feeding	90 day range-finder for carcinogenicity study 0, 7.5, 15, 50, 275 or 750 ppm	NOAEL = 2.8 mg/kg bw/d (15 ppm) LOEL = 9.2 mg/kg bw/d (50 ppm)
Dog, Beagle (m, f)	Sub-chronic oral capsule dosing	OECD 409 90 days at 0, 15, 150 or 500 (750)* mg /kg bw/d	NOAEL = 15 mg/kg bw/d LOEL = 150 mg/kg bw/d
Dog, Beagle (m, f)	Chronic oral capsule dosing	OECD 409 1 year at 0, 15, 150 or 500 mg /kg bw/d	NOAEL = 150 mg/kg bw/d LOEL = 500 mg/kg bw/d
Rat, Fischer 344, (m, f)	Chronic toxicity/ carcinogenicity oral dietary feeding	OECD 453, 166 weeks dosing at 0, 40, 80 or 175 mg/kg bw/d	LOEL = 40 mg/kg bw/d Kidney tumours observed at all doses.
Rat, Fischer 344, (m, f)	Chronic toxicity/ carcinogenicity oral dietary feeding	OECD 453, 26-29 months dosing at 0, 1.8, 3.8, 15 or 175 mg/kg bw/d	NOAEL = 1.8 mg/kg bw/d LOEL = 3.8 mg/kg bw/d Renal hyperplasia
Mouse, CD-1, (m, f)	Carcinogenicity oral dietary feeding	OECD 452, 24 months dosing at 0, 750, 1500 or 3000 ppm	LOEL = 125 mg/kg bw/d (750 ppm) Kidney & forestomach tumours at all doses
Mouse, CD-1, (m)	Carcinogenicity oral dietary feeding	OECD 452, 24 months dosing at 0, 0, 10/15 (15 ppm from Week 18), 40, 175 or 750 ppm	NOAEL = 1.9 mg/kg bw/d (15 ppm) LOEL = 5.4 mg/kg bw/d (40 ppm) Hyperplasia & hyperkeratosis of forestomach
Rat, SD, (m, f)	Two-generation reproductive toxicity, oral diet	OECD 416, doses of 0, 500, 1500 or 3000 ppm chlorothalonil	<u>Parental</u> LOEL = 500 ppm (23 mg/kg bw) based on hyperplasia in kidney & forestomach <u>Developmental</u> NOAEL = 1500 ppm (68 mg/kg bw/d) LOEL = 3000 ppm (145 mg/kg bw) based on

Species	Test	Duration and conditions or guideline adopted	Result [(isomer/form)]
			decreased pup body weight at day 21 <u>Reproductive</u> NOAEL = 3000 ppm (145 mg/kg bw/d) LOEL = None
Rat, SD (f)	Developmental toxicity, gavage dosing in 0.5% aqueous methylcellulose	OECD 414 at doses of 0, 25, 100 or 400 mg /kg bw/d on days 6-15	<u>Maternal</u> NOAEL = 100 mg/kg bw/d LOEL = 400 mg/kg bw based on mortality <u>Developmental</u> NOAEL = 100 mg/kg bw/d LOEL = 400 mg/kg bw based on increased number of resorptions
Rabbit, NZW, (f)	Developmental toxicity, gavage dosing in 0.5% aqueous methylcellulose	OECD 414 at doses of 0, 5, 10 or 20 mg/kg bw/day on days 7 to 19	<u>Maternal</u> NOAEL = 10 mg/kg bw/d LOEL = 20 mg/kg bw based on mortality <u>Developmental</u> NOAEL = 20 mg/kg bw/d LOEL = None

The principal lesions observed following dietary administration of chlorothalonil to rats and mice for up to 90 days were hyperplasia and hyperkeratosis of the forestomach and hyperplasia of the proximal tubular epithelium of the kidney. These effects were not seen in dogs dosed for up to one year at 500 mg/kg/d. Dermal administration to rats caused no histopathological effects in the rat doses up to 600 mg/kg bw/day. The toxicity findings in the chronic rat and mouse studies were consistent with those seen in the sub-chronic studies, with hyperplasia of the forestomach and renal proximal tubular epithelium being the most prominent effects. Tumours were observed in the forestomach and kidneys of rats and mice. The forestomach tumours were not considered relevant to human health, as humans do not possess this anatomical structure. The NOAEL for chronic toxicity is considered to be 1.8 mg/kg/d and the NOAEL for kidney tumours is 3.8 mg/kg/d. A non-genotoxic mode of action has been demonstrated for kidney tumour formation that demonstrates that these tumours occur as a secondary consequence of renal toxicity. There is no evidence that chlorothalonil is a reproductive or developmental toxicant, at dose levels that do not cause maternal toxicity.

Table 5. Mutagenicity profile of technical chlorothalonil based on *in vitro* and *in vivo* tests

Species	Test	Conditions	Result
Bacterial mutation assay	<i>Salmonella typhimurium</i> TA1535, TA1537, TA1538, TA98, TA100	20-2000 µg/plate	Negative ± S9
Bacterial mutation assay	<i>Salmonella typhimurium</i> TA1535, TA1537, TA1538, TA98, TA100	0.5-50 µg/plate	Negative ± S9
Bacterial mutation assay	<i>Salmonella typhimurium</i> TA1535, TA1537, TA1538, TA98, TA100	0.33-6.6 □ µg/plate	Negative ± S9

Species	Test	Conditions	Result
Bacterial mutation assay	<i>Salmonella typhimurium</i> TA1535, TA1537, TA1538, TA98, TA100 <i>Escherichia coli</i> WP2 hcr+, WP2 hcr-	1-500 µg/plate	Negative ± S9
Mammalian cell gene mutation assay	V-79 cells & BALB/3T3	0.3 µg/ml	Negative ± S9
DNA repair assay	<i>B. subtilis</i> H17 (wild type) and M45 (repair deficient)	2-200 µg/disc	Negative -S9
DNA repair assay	<i>Salmonella typhimurium</i> TA1987, TA1538	20, 10 & 2 µl of a 1 mg/ml solution	Positive ± S9
Mammalian cell cytogenetic assay	CHO-K1 cells (Chinese hamster)	0.03 – 6 µg/ml	Positive –S9 Negative +S9
Micronucleus assay	Chinese hamster bone marrow	2 doses at 4-2500 mg/kg bw/d	Negative
Chinese hamster (m)	Chromosomal aberrations, bone marrow	Single dose at 500-5000 mg/kg bw/d	Negative
Chinese hamster (m)	Chromosomal aberrations, bone marrow	5 doses at 50-350 mg/kg bw/d	Negative
Chinese hamster (m)	Chromosomal aberrations, bone marrow	2 doses at 8-5000 mg/kg bw/d	Negative
Chinese hamster (m)	Chromosomal aberrations, bone marrow	5 doses at 188-750 mg/kg bw/d	Negative
Mouse (m)	Micronucleus assay, bone marrow	2 doses at 4-2500 mg/kg bw/d	Negative
Mouse (m)	Chromosomal aberrations, bone marrow	2 doses at 4-2500 mg/kg bw/d	Negative
Mouse (m)	Chromosomal aberrations, bone marrow	Single dose at 250-2500 mg/kg bw/d	Negative
Mouse (m, f)	Micronucleus assay, bone marrow	Single dose at 500-10000 mg/kg bw/d	Negative
Rat (m)	Micronucleus assay, bone marrow	2 doses at 8-5000 mg/kg bw/d	Negative
Rat (m)	Chromosomal aberrations, bone marrow	5 doses at 500-2000 mg/kg bw/d	Negative
Rat (m)	Chromosomal aberrations, bone marrow	2 doses at 8-5000 mg/kg bw/d	Negative
Rat (m)	Chromosomal aberrations, bone marrow	Single dose at 500-5000 mg/kg bw/d	Negative

Chlorothalonil was extensively tested for genotoxic potential, including several *in vivo* studies in different species and conducted at high dose levels, and was conclusively shown not to be genotoxic *in vivo*.

Table 6. Ecotoxicology profile of technical chlorothalonil

Species	Test	Duration and conditions	Result
<i>Daphnia magna</i> (water flea)	Acute toxicity	48 h, static, 20°C	EC ₅₀ = 70 µg/l
<i>Daphnia magna</i> (water flea)	Chronic toxicity	2 generations, each exposed for 21 days, flow-through, 22°C	NOEC = 35 µg/l
<i>Oncorhynchus mykiss</i> (rainbow trout)	Acute toxicity	96 h, static, 12°C	LC ₅₀ = 47 µg/l

Species	Test	Duration and conditions	Result
<i>Ictalurus punctatus</i> (channel catfish)	Acute toxicity	96 h, static, 22°C	LC ₅₀ = 43 µg/l
<i>Pimephales promelas</i> (fathead minnow)	Full life-cycle	297 days, flow-through, 25°C	NOEC = 3.0 µg/l
<i>Selenastrum capricornutum</i> (green alga)	Effect on growth	120 h, static, 24°C, 4300 lux	EbC ₅₀ = 210 µg/l NOEC = 100 µg/l
<i>Eisenia foetida</i> (earthworm)	Acute toxicity	14 days in artificial soil, 20°C	LC ₅₀ >404 mg/kg
<i>Eisenia foetida</i> (earthworm)	Reproduction	56 days in artificial soil, 20°C	NOEC = 50 mg/kg
<i>Apis mellifera</i> (honey bee)	Acute contact toxicity	Single dose in tetrahydrofuran, 48 h observation	LD ₅₀ >101 µg/bee
<i>Apis mellifera</i> (honey bee)	Acute oral toxicity	Dosed in sucrose solution, 48 h observation	LD ₅₀ >63 µg/bee
<i>Colinus virginianus</i> (bobwhite quail)	Acute oral toxicity	Single dose in corn oil, 14 days observation	LD ₅₀ >2000 mg/kg bw
<i>Anas platyrhynchos</i> (mallard duck)	Acute oral toxicity	Single dose in corn oil, 8 days observation	LD ₅₀ >4640 mg/kg bw
<i>Colinus virginianus</i> (bobwhite quail)	Short-term dietary toxicity	5 day exposure, total 8 days observation	LC ₅₀ >10000 mg/kg diet
<i>Anas platyrhynchos</i> (mallard duck)	Short-term dietary toxicity	5 day exposure, total 8 days observation	LC ₅₀ >10000 mg/kg diet
<i>Colinus virginianus</i> (bobwhite quail)	Reproduction	21 weeks exposure	NOEL = 1000 mg/kg diet
<i>Anas platyrhynchos</i> (mallard duck)	Reproduction	18 weeks exposure	NOEL = 1000 mg/kg diet

Chlorothalonil was of low toxicity to terrestrial organisms tested, including birds, earthworms and honey bees. In laboratory studies, chlorothalonil was highly toxic to aquatic organisms. However, in natural environments it was readily dissipated through degradation resulting in no long-term exposure and reducing the potential for short-term effects. Field studies have confirmed that, following agricultural use, the risk to aquatic environments is low.

Chlorothalonil was reviewed by FAO/WHO JMPR in 1992 and by IPCS in the Environmental Health Criteria (EHC) series in 1996. The WHO classification of the acute hazard is: “unlikely to present acute hazard in normal use” (WHO 2002).

The EU has assigned the following hazard classifications (EU 2001):

Hazard symbol: T+N

Risk phrases: R26, very toxic by inhalation;
R37, irritating to the respiratory system;
R40, possible risk of irreversible effects;
R41, risk of serious damage to eyes;
R43, may cause sensitisation by skin contact.

The US EPA has classified chlorothalonil as a “likely human carcinogen” (USEPA 1999).

The International Agency for Research on Cancer assigned chlorothalonil to Category 2b “possibly carcinogenic to humans” (IARC 1999).

Formulations and co-formulated active ingredients

The main formulation types available are SC, WG and WP and chlorothalonil may be co-formulated with other fungicides. These formulations are registered and sold worldwide.

Methods of analysis and testing

The analytical method for determination of the active ingredient (including identity tests) is a provisional CIPAC method (CIPAC K). Chlorothalonil is determined by capillary GC with FID and internal standardization with *n*-butyl phthalate.

The methods for determination of impurities are based on GC- MS. The CIPAC method for published for chlorothalonil incorporated a method for the determination of HCB (CIPAC K) but this method was not validated for support of the proposed new specification limit for HCB, nor for the determination of decachlorobiphenyl. For these reasons, the manufacturer developed a new analytical method for the two relevant impurities and conducted a small-scale study of the method with 5 participating laboratories. The validation data were presented to CIPAC in 2004 but the method could not be adopted by CIPAC, because there was no system for the recognition of peer validated methods.

Test methods for determination of physico-chemical properties of the technical active ingredient were essentially OECD methods, while those for the formulations were CIPAC procedures, as indicated in the specifications.

Physical properties

The physical properties, the methods for testing them and the limits proposed for the SC, WG and WP formulations comply with the requirements of the FAO/WHO manual (FAO/WHO 2002).

Containers and packaging

No special requirements for containers and packaging have been identified.

Expression of the active ingredient

The active ingredient is expressed as chlorothalonil.

Appraisal

The Meeting evaluated data on chlorothalonil for the review of existing (1998) FAO specifications for the TC, WP, WG and SC.

Chlorothalonil has been widely used as a non-systemic fungicide in agriculture for many years. Chlorothalonil is a solid compound with a melting point of 252°C; it has low water solubility and volatility; it is stable to hydrolysis at pH 4 and 7 but hydrolyses slowly at pH 9; and is relatively stable to photolysis by UV light. Its octanol-water partition coefficient (log P_{ow} 2.9) suggests a potential for moderate bioconcentration but, in practice, it is metabolized or otherwise degraded too quickly for this to occur.

The Meeting was provided with confidential information on the manufacturing process; 5 batch analysis data; and manufacturing specifications for TC purity, for impurities with limits ≥ 1 g/kg, and for two impurities with limits < 1 g/kg. The two impurities controlled to < 1 g/kg were hexachlorobenzene (HCB) and decachlorobiphenyl, having manufacturing specifications of 0.01 and 0.03 g/kg, respectively. Mass balances were high (99.8-100.3%) but small proportions (0.08-0.1%) of unknown impurities were also found. These data were confirmed as similar to those presented for registration of chlorothalonil in the Netherlands.

The proposed specification for minimum purity of chlorothalonil TC was 985 g/kg, which was higher than that of the existing FAO specification (985 ± 15 g/kg). The Meeting welcomed the introduction of the higher minimum value.

The Meeting agreed that none of the impurities with limits ≥ 1 g/kg should be considered relevant.

HCB (which was formerly used as an agricultural fungicide but has now been withdrawn throughout the world) and decachlorobiphenyl (a polychlorinated biphenyl or PCB) are both considered to be persistent organic pollutants (POPs), under the terms of the Stockholm Convention. The Meeting noted that although the toxicity of HCB is well characterized, less is known about decachlorobiphenyl. It is not a "planar" PCB, a group which has toxicological characteristics similar to chlorinated dibenzodioxins. The manufacturer stated that certain other PCBs may be present, but only at much lower concentrations than decachlorobiphenyl in the technical chlorothalonil made by the company, and that planar PCBs have not been detected in their product. The Meeting agreed that both HCB and decachlorobiphenyl are relevant impurities, primarily because of their persistence in the environment and potential for bioaccumulation.

The limit for HCB in the existing FAO specification for chlorothalonil was 0.3 g/kg and manufacturer stated that the company had improved the manufacturing process in order to minimise the content of HCB and introduced the new limit of 0.01 g/kg. The Meeting agreed that, in the interests of minimizing release of HCB into the environment, the proposed 0.01 g/kg limit should be adopted.

Decachlorobiphenyl was not controlled by the existing FAO specifications, though the Meeting accepted that it had probably been present in chlorothalonil manufactured previously. In the absence of specific toxicity and ecotoxicity data, WHO/PCS suggested that the hazards presented by this impurity may be approximately similar to those of other non-planar PCBs, on which basis the proposed limit was expected to be below the maximum acceptable with respect to risks. In the interests of minimizing release of this PCB into the environment, the Meeting agreed that the proposed 0.03 g/kg limit should be adopted.

The Meeting questioned whether the toxicity studies carried out in the past with technical grade chlorothalonil are remain valid for the substance with the low level of the impurity HCB. The manufacturer confirmed that the data available showed that the toxicity of chlorothalonil containing HCB at or below the proposed limit of 0.01 g/kg was not significantly different from that of earlier batches which complied with the existing 0.3 g/kg limit. The Meeting therefore concluded that chlorothalonil complying with the proposed new limits for relevant impurities is unlikely to present greater hazards than earlier TCs which complied with the existing specification.

The acute toxicity of chlorothalonil is low by oral and dermal exposure routes but high by the inhalation route. Chlorothalonil it is a mild skin irritant upon repeated or prolonged

exposure, a severe eye irritant, and a skin sensitizer. In long-term studies in rodents, chlorothalonil caused hyperplasia and tumours in the forestomach and/or kidney in rats and mice. Chlorothalonil was negative in a wide variety of studies on genotoxicity and the tumours in the forestomach (an organ that does not exist in humans) were considered to be caused by an irritation mechanisms. The kidney tumours were related to a glutathione conjugation metabolic pathway, which is prominent in rats but of lower activity in humans. Chlorothalonil was not teratogenic and had no adverse effects on reproduction.

Chlorothalonil is very toxic to organisms in the aqueous environment, including *Daphnia*, fish, and green algae, but is of low toxicity to birds and honey bees.

Analytical methods for determination of the chlorothalonil content of the TC, WP, WG and SC are CIPAC methods. A GC-MS method was validated for the determination of HCB and decachlorobiphenyl in chlorothalonil at and about the proposed specification limits. Although the method was not be adopted by CIPAC (for reasons unrelated to the quality of the method or the data presented), the data exceeded the minimum JMPs requirements for peer validation and the Meeting considered the method to be acceptable for support of the proposed specifications.

The physical test methods required for support of the proposed specifications are full CIPAC methods.

Specifications were submitted for TC, WP, WG and SC. The clauses and limits in the proposed specifications were in accordance with the guidelines given in the manual (FAO/WHO 2002). The proposed WG specification included a clause to limit the water content. The manufacturer explained that the clause is not required to ensure stability of the active ingredient but to avoid adverse effects on dispersibility and wet sieve test performance that would otherwise develop during storage of the product. The Meeting accepted the explanation.

Recommendations

The Meeting recommended that FAO should:

- withdraw the existing specifications for chlorothalonil TC, WP, WG and SC.
- adopt the proposed specifications for chlorothalonil TC, WP, WG and SC.

References

- | | |
|--------------|---|
| CIPAC K | CIPAC Handbook K, p. 13, Dobrat W. and Martjin A. (eds), 2003, Black Bear Press, Cambridge, UK, ISBN 0 902951 15 7. |
| EU 2001 | Minutes of EU Classification and Labelling Working Group for Dangerous Substances [Pesticides] Meeting, held in Arona, Italy, April 25-27, 2001. Published as Directive 2004/73/EC, Journal of European Communities, L152/1, p.48, 29 April 2004. |
| FAO/WHO 2002 | Manual on development and use of FAO and WHO specifications for pesticides, 1 st edition, 2002, Rome. |
| IARC 1999 | International Agency for Research on Cancer. IARC Monographs on the Evaluation of Carcinogenic Risks to Humans, Chlorothalonil (Group 2B), Vol 73, p.183 ff., WHO 1999. |
| IPCS 1996 | Chlorothalonil. Environmental Health Criteria, 183. 145pp. WHO, Geneva, Switzerland. ISBN 92-4-157183-7. C12138 614.7. |

USEPA 1999 Re-Registration Eligibility Decision, April 1999, US EPA, Washington DC, USA.

WHO 2002 The WHO recommended classification of pesticides by hazard and guidelines to classification 1998-1999, WHO/PCS/98.21/rev1, 1998.

Appendix 1

The Determination of Hexachlorobenzene and Decachlorobiphenyl in Chlorothalonil Technical and Formulation

OUTLINE OF METHOD

The sample of chlorothalonil (in the form either as technical material or as formulation) is dissolved in toluene and two impurities, hexachlorobenzene (HCB) and decachlorobiphenyl (DCB), are determined by capillary gas chromatography using a mass selective detector (MSD). The single ion detection (SID) mode is used for HCB; multiple ion detection (MID) is used for DCB. The amount of HCB and DCB is quantified from a multi-level calibration curve using three independently prepared calibration solutions.

REAGENTS

Toluene

Acetone

Methanol

Hexachlorobenzene, standard of known purity

Decachlorobiphenyl, standard of known purity

Calibration Solutions – preparation of stock solutions

Weigh (to the nearest 0.1 mg) 5.0 ± 0.5 mg HCB standard (s_{HI} , s_{HII} , s_{HIII} mg) into each of three separate volumetric flasks (50 ml).

Add (to the nearest 0.1 mg) 5.0 ± 0.5 mg DCB standard (s_{DI} , s_{DII} , s_{DIII} mg) separately into the first flask, the second flask and the third flask. Fill to the mark with toluene and mix well until all the HCB and DCB have dissolved (call these solutions C1A, C2A and C3A).

Calibration Solutions – intermediate dilutions

Transfer by pipette 5.0 ml of the three solutions, C1A, C2A and C3A, to separate volumetric flasks (50 ml), fill to the mark with toluene and mix well (call these solutions C1B, C2B and C3B).

Transfer by pipette 5.0 ml of the three solutions, C1B, C2B and C3B, to separate volumetric flasks (50 ml), fill to the mark with toluene and mix well (call these solutions C1C, C2C and C3C).

Calibration solutions – preparation of solutions for injection

Transfer by pipette 2.5 ml of the solution C1C to a volumetric flask (50 ml), fill to the mark with toluene and mix well - call this solution C1D.

Transfer by pipette 5.0 ml of the solution C2C to a volumetric flask (50 ml), fill to the mark with toluene and mix well - call this solution C2D.

Transfer by pipette 15.0 ml of the solution C3C to a volumetric flask (50 ml), fill to the mark with toluene and mix well - call this solution C3D.

These three diluted solutions C1D, C2D and C3D are to be injected for the analysis and correspond, nominally, to levels of 5.0 mg/kg, 10 mg/kg and 30 mg/kg of each impurity relative to the amount of chlorothalonil in the sample - if the samples are prepared as described in the appropriate section.

All solutions are stable for at least 120 hours if kept at laboratory ambient temperature and out of direct sunlight.

APPARATUS

Gas chromatograph equipped with a mass selective detector (MSD), an automatic injector and a split/splitless injection system, operated in the splitless mode

Column fused silica, 30 m x 0.25 mm (i.d.), coated with crosslinked 5% phenyl, 95% dimethyl polysiloxane, film thickness 0.25 μm

Electronic integrator or data system

PROCEDURE

(a) Chromatographic conditions (typical)

Column Fused silica, 30 m x 0.25 mm (i.d.), coated with crosslinked 5% phenyl, 95% dimethyl polysiloxane, film thickness 0.25 μm

Injection system

Injector Splitless with straight and deactivated glass splitless liner

Injection volume 1 μl (use a 10 μl syringe)

Temperatures

Column oven 1 min at 120 $^{\circ}\text{C}$
120 $^{\circ}\text{C}$ to 320 $^{\circ}\text{C}$ at 20 $^{\circ}\text{C}/\text{min}$
3 min at 320 $^{\circ}\text{C}$

Injection port 300 $^{\circ}\text{C}$

MSD Conditions Transfer line temperature: 320 $^{\circ}\text{C}$
Source temperature: 230 $^{\circ}\text{C}$
Quadrupole temperature: 150 $^{\circ}\text{C}$
Solvent delay: 2 minutes
Group 1 ion: 286 amu
Group 1 start time: 2 minutes
Group 2 ions: 496, 498, 500, and 502 amu
Group 2 start time: 7 minutes

Gas flow rate

Helium 1.1 ml/min constant flow

Retention times HCB approximately 5.3 min
DCB approximately 10.5 min

Note: Some laboratories operating gas chromatographs have a preference for the split mode. Due to the actual configuration of the various makes of equipment, changes to the given conditions, i.e. an increase in injection volume, or even a change in the preparation of the calibration or sample solutions may be necessary, in order to perform the analysis with sufficient sensitivity. A split ratio greater than 25:1 is not recommended.

(b) *Equilibration.* Prepare three calibration solutions. Inject portions of the C2D solution until the response factors for both HCB and DCB obtained for two consecutive injections differ by less than 10 %. Then inject portions of the C1D and C3D solutions. The response factor for both HCB and DCB for these solutions should not deviate by more than 20 % from that for the first calibration solution; otherwise prepare new calibration solutions.

(c) *Preparation of sample.* Weigh (to the nearest 0.1 mg) in duplicate an amount of sample containing approximately 500 mg active ingredient (*w mg*) into separate volumetric flasks (50 ml). Add 5 ml acetone and 5 ml methanol and shake gently to disperse the contents. Treat the mixture for 10 minutes in an ultrasonic bath. Reequilibrate to ambient temperature, fill to the mark with toluene and mix well (sample solutions S1 and S2).

(c) *Determination.* Inject each sample solution in duplicate and bracket a series of sample solution injections by duplicate injections of the three calibration solutions in the following sequence:

C1D C2D C3D S1 S2 C1D C2D C3D ...

(d) *Calculation for HCB*

Calculate the mean of the peak areas (H_{CH}) for HCB at each of the three levels from the calibration solutions bracketing the injections of the two sample solutions.

Calculate the nominal concentration of HCB (expressed relative to the amount of chlorothalonil in the sample) using the following equations:

$$\text{C1D nominal HCB concentration} = \frac{S_{HI} \times P_H}{1000} \quad \text{mg/kg}$$

$$\text{C2D nominal HCB concentration} = \frac{2 \times S_{HII} \times P_H}{1000} \quad \text{mg/kg}$$

$$\text{C3D nominal HCB concentration} = \frac{6 \times S_{HIII} \times P_H}{1000} \quad \text{mg/kg}$$

Prepare a calibration curve for HCB by plotting for the three levels, the average of the HCB peak areas versus the nominal concentration (mg/kg) of HCB in that standard. Use the method of least squares to calculate the equation for straight line through the three points that best fits the experimental data. Calculate the values of a and b for the straight line and the correlation coefficient, which should be 0.95 or better. If not, repeat the calibration.

The use of standard commercially available office software programmes is recommended.

Calculate, by interpolation, the content of HCB (relative to the amount of chlorothalonil in the sample) of the bracketed sample solution injections using the following equation:


$$\text{Content of HCB (relative to chlorothalonil)} = \frac{(H_{SH} - b) \times 500000}{a \times w \times T} \quad \text{mg/kg}$$

where:


- H_{CH} = average peak area of HCB for each level of calibration solution
- P_H = purity of HCB standard (g/kg)
- S_H = mass of HCB standard (mg)
- a = slope of calibration curve for HCB
- b = intercept of calibration curve for HCB
- H_{SH} = peak area of HCB in the sample solutions
- w = mass of sample taken (mg)
- T = total chlorothalonil content of sample (in g/kg)

(e) Calculation for DCB

The calculation of the amount of DCB is performed analogously using the relevant data.



typical chromatogramme of a reference solution at the 10 mg/kg level of HCB and DCB



typical chromatogramme of a chlorothalonil formulation