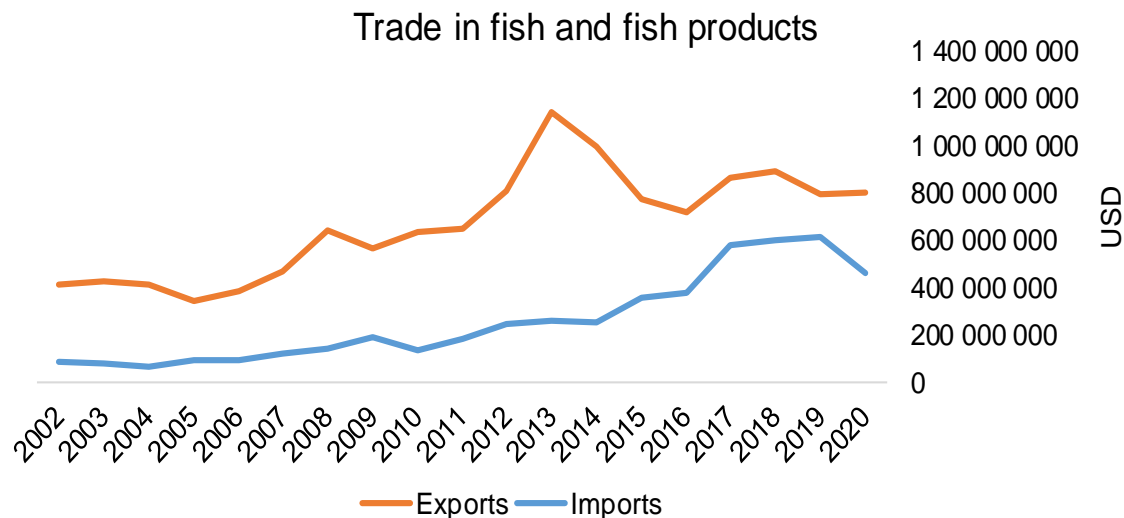




COUNTRY BRIEF

Population	Ease of doing business rank
108 770 000	95th
Length of coastline	Exclusive economic zone
33 900 km	293 808 km ²
Average GDP growth	GDP per capita
4.64%	USD 3 300



GDP from fisheries

1.19%

Fish available for consumption

26.2 kg/capita

Imports of fish and fish products - 2020

USD 466 276 900

Agricultural GDP from fisheries

12.74%

Fisheries and aquaculture production

Total 2 766 119 tonnes

Fisheries 69%

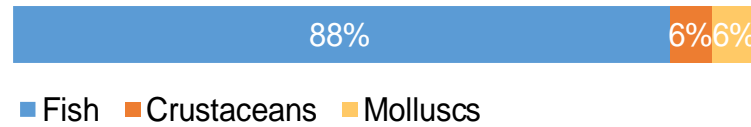
Aquaculture 31%

Exports of fish and fish products - 2020

USD 804 305 610

Production and Trade Breakdown

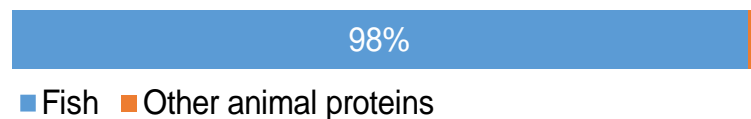

Production by volume



Imports by value



Exports by value



Production - Top 10 Species (Volume)

Rank	Species	Volume (Tonnes)
1 st	Milkfish	421 161
2 nd	Bali sardinella	339 881
3 rd	Scads nei	208 623
4 th	Nile tilapia	164 083
5 th	Tilapias nei	140 243
6 th	Skipjack tuna	123 965
7 th	Frigate and bullet tunas	110 466
8 th	Bigeye scad	105 218
9 th	Yellowfin tuna	86 633
10 th	Sardinellas nei	55 361

Imports - Top 10 Products (Value)

			USD
1 st	Skipjack, stripe-bellied bonito	frozen; excluding fillets, livers and roes HS 0303.43	140 775 530
2 nd	Yellowfin tunas	frozen; excluding fillets, livers and roes HS 0303.42	60 506 570
3 rd	Molluscs	frozen HS 0307.92	45 427 670
4 th	Fish, other than species in 0303	frozen; excluding fillets, livers and roes HS 0303.89	42 426 770
5 th	Mackerel	frozen; excluding fillets, livers and roes HS 0303.54	40 849 640
6 th	Fish, other than species in 0304	frozen meat; excluding fillets, livers and roes HS 0304.99	26 560 640
7 th	Atlantic, Danube salmon	frozen; excluding fillets, livers and roes HS 0303.13	24 653 620
8 th	Catfish	frozen fillets HS 0304.62	16 073 660
9 th	Tunas, skipjack, bonito	prepared or preserved; whole or in pieces HS 1604.14	14 471 820
10 th	Flours, meals, pellets. Unfit for human consumption	from fish or aquatic invertebrates HS 2301.20	9 949 630

Exports - Top 10 Products (Value)


			USD
1 st	Tunas, skipjack, bonito	prepared or preserved; whole or in pieces HS 1604.14	344 732 070
2 nd	Yellowfin tunas	frozen; excluding fillets, livers and roes HS 0303.42	116 400 650
3 rd	Crab	prepared or preserved HS 1605.10	49 979 640
4 th	Fish	live HS 0301.99	35 891 710
5 th	Fish, other than species in 0304	frozen meat; excluding fillets, livers and roes HS 0304.99	30 318 780
6 th	Salmonidae	frozen; excluding fillets, livers and roes HS 0303.19	29 052 510
7 th	Sardines, sardinella, brisling or sprats	prepared or preserved; whole or in pieces HS 1604.13	18 810 500
8 th	Molluscs	frozen HS 0307.92	17 468 650
9 th	Shrimps, prawns	frozen HS 0306.17	16 632 680
10 th	Octopus	frozen HS 0307.52	13 835 080

Established in 1984, GLOBEFISH is a multi-donor funded project in the Fisheries Division of the Food and Agriculture Organization of the United Nations (FAO), responsible for providing up-to-date market and trade information on fish and fish products.

[Visit our website](#)

[Subscribe to our newsletter](#) or [email us](#)

Recent Publications



[Globefish Highlights](#)

Our flagship publication, focused on prices and analysis of market trends covering a variety of major commodities. Released quarterly.



[Chinese Fish Price Report](#)

Comprehensive coverage of Chinese price trends, market information for commercially significant species, along with industry news and policy updates. Released quarterly.



[European Price Report](#)

Market and price analysis for fish and fish products in the European market. Released monthly.



This is the second edition of the GLOBEFISH Market Profiles produced for this country, and was made at the beginning of 2023.

These profiles are based on nationally reported data or information published by international agencies. As the profile is intended to reflect the most up to date information available, reporting years may vary between sections and commodities.

The designations employed and the presentation of material in this information product do not imply the expression of any opinion whatsoever on the part of FAO concerning the legal or constitutional status of any country, territory or sea area, or the delimitation of frontiers or boundaries.

The data herein presented is compiled by FAO staff at the time of its production, "as is" and "as available", and every effort is made to ensure, but not guarantee, their timeliness, accuracy and completeness. FAO assumes no responsibility for errors and omissions in the data provided. Users are, however, kindly asked to report any errors or deficiencies in this product to FAO GLOBEFISH (globefish@fao.org).

Please note

Re-exports and re-imports are not included. The term N/A has been used to indicate that information was not found in the indicated sources. The classification of fish and fish products as either processed or unprocessed is very broad and is intended for indicative purposes only.

[HS codes for fish and fish products](#)

International trade codes for fish and fish products in a user friendly format.



Sources and time periods:

-Fishing and aquaculture production (2020):
FAO's [Global Fishery and Aquaculture Production Statistics](#)

-Fish available for consumption (2017):
FAO's [Fishery and Aquaculture Statistics 2019](#)

-Population (2020), GDP Growth (2016-2020), GDP per Capita (2020):
IMF's [World Economic Outlook Databases](#)

-Imports, Exports and Share of Trade (2020):
FAO's [Global Fishery and Aquaculture Commodities Statistics](#)

-GDP, GDP from fisheries, GDP from agriculture (2020):
World Bank's [World Development Indicators](#),
OECD's [National Accounts Statistics](#) or
UNSD's [National Accounts](#)

-Ease of doing business (2020):
World Bank's [Ease of Doing Business](#) ranking

-Length of Coastline, Exclusive Economic Zone, Exclusive Fishing Zone (2003):
UNEP's [Global Environment Outlook](#)

[GLOBEFISH](#)

Explore more market information on the GLOBEFISH website



[European Price Dashboard](#)

Hundreds of prices, updated every Monday

