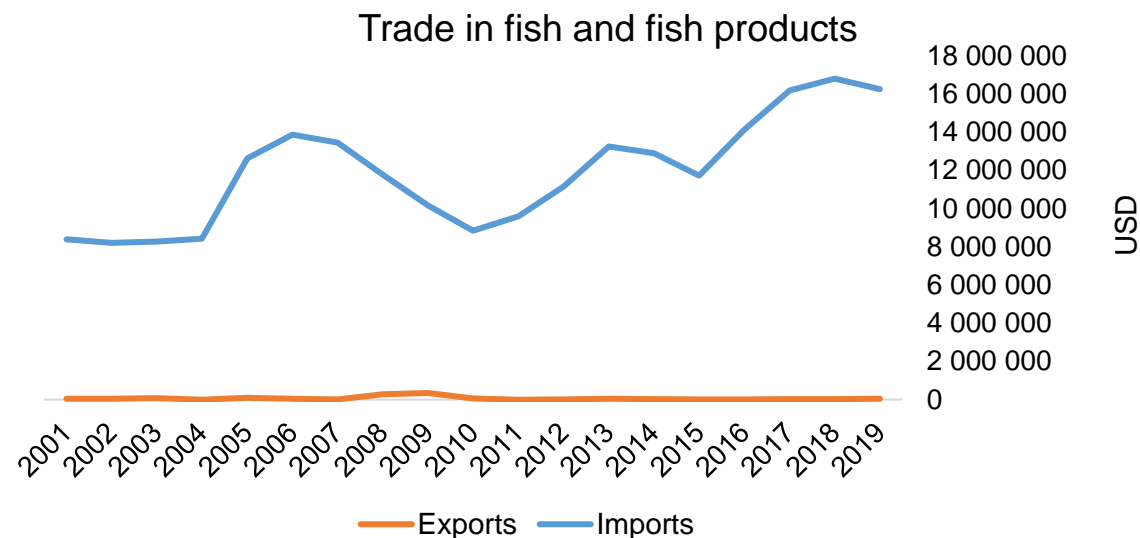




COUNTRY BRIEF

Population	Ease of doing business rank
N/A	N/A
Length of coastline	Exclusive economic zone
180 km	446 869 km ²
Average GDP growth	GDP per capita
2.99%	USD 119 734



GDP from fisheries

0.07%

Fish available for consumption

45.6 kg/capita

Imports of fish and fish products - 2019

USD 16 242 450

Agricultural GDP from fisheries

33.94%

Fisheries and aquaculture production

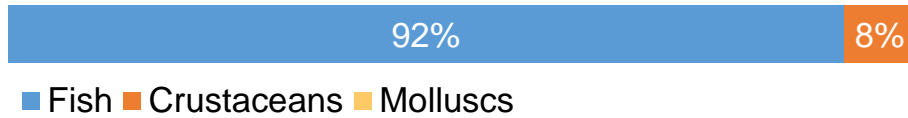
Total	376 tonnes
Fisheries	100%
Aquaculture	0%

Exports of fish and fish products - 2019


USD 43 420

Production and Trade Breakdown

Production by volume



Imports by value



Exports by value



Production - Top 10 Species (Volume)

Rank	Species	Tonnes
1 st	Wahoo	82
2 nd	Yellowfin tuna	50
3 rd	Clupeoids nei	34
4 th	Caribbean spiny lobster	27
5 th	Red hind	20
6 th	Black grouper	18
7 th	Jacks, crevalles nei	15
8 th	Grey snapper	14
9 th	Longfin yellowtail	13
10 th	Lane snapper	12

Imports - Top 10 Products (Value)

			USD
1 st	Fish, other than species in 0304	frozen meat; excluding fillets, livers and roes HS 0304.99	1 730 190
2 nd	Shrimps, prawns	frozen HS 0306.17	1 463 890
3 rd	Atlantic, Danube salmon	fresh or chilled; excluding fillets, livers and roes HS 0302.14	1 037 340
4 th	Fish, other than species in 0304	frozen fillets HS 0304.89	966 330
5 th	Fish, other than species in 0305.3	dried, salted or in brine; not smoked HS 0305.39	825 370
6 th	Pacific, Atlantic, Danube salmon	fresh or chilled fillets HS 0304.41	695 790
7 th	Tunas, skipjack, bonito	prepared or preserved; whole or in pieces HS 1604.14	608 570
8 th	Lobsters	frozen HS 0306.12	569 660
9 th	Fish	prepared or preserved HS 1604.20	500 320
10 th	Pacific, Atlantic, Danube salmon	smoked, including fillets HS 0305.41	412 590

Exports - Top 10 Products (Value)


			USD
1 st	Nile perch, snakeheads	frozen; excluding fillets, livers and roes HS 0303.29	24 400
2 nd	Shrimps, prawns	frozen HS 0306.17	7 760
3 rd	Pacific, Atlantic, Danube salmon	fresh or chilled fillets HS 0304.41	7 580
4 th	Lobsters	frozen HS 0306.12	1 420
5 th	Fish, other than species in 1604	prepared or preserved; whole or in pieces HS 1604.19	990
6 th	Salmonidae	frozen; excluding fillets, livers and roes HS 0303.19	940
7 th	Crabs	dried, smoked, salted or in brine HS 0306.93	300
8 th	Shrimps, prawns	prepared or preserved, in airtight containers HS 1605.29	30

Established in 1984, GLOBEFISH is a multi-donor funded project in the Fisheries Division of the Food and Agriculture Organization of the United Nations (FAO), responsible for providing up-to-date market and trade information on fish and fish products.

[Visit our website](#)

[Subscribe to our newsletter](#) or [email us](#)

Recent Publications



[Globefish Highlights](#)

Our flagship publication, focused on prices and analysis of market trends covering a variety of major commodities. Released quarterly.



[Chinese Fish Price Report](#)

Comprehensive coverage of Chinese price trends, market information for commercially significant species, along with industry news and policy updates. Released quarterly.



[European Price Report](#)

Market and price analysis for fish and fish products in the European market. Released monthly.



This is the second edition of the GLOBEFISH Market Profiles produced for this country, and was made at the beginning of 2022.

These profiles are based on nationally reported data or information published by international agencies. As the profile is intended to reflect the most up to date information available, reporting years may vary between sections and commodities.

The designations employed and the presentation of material in this information product do not imply the expression of any opinion whatsoever on the part of FAO concerning the legal or constitutional status of any country, territory or sea area, or the delimitation of frontiers or boundaries.

The data herein presented is compiled by FAO staff at the time of its production, "as is" and "as available", and every effort is made to ensure, but not guarantee, their timeliness, accuracy and completeness. FAO assumes no responsibility for errors and omissions in the data provided. Users are, however, kindly asked to report any errors or deficiencies in this product to FAO GLOBEFISH (globefish@fao.org).

Please note

Re-exports and re-imports are not included.

The term N/A has been used to indicate that information was not found in the indicated sources. The classification of fish and fish products as either processed or unprocessed is very broad, and is intended for indicative purposes only.

[HS codes for fish and fish products](#)

International trade codes for fish and fish products in a user friendly format.



Sources and time periods:

-Fishing and aquaculture production (2019):
FAO's [Global Fishery and Aquaculture Production Statistics](#)

-Fish available for consumption (2017):
FAO's [Fishery and Aquaculture Statistics 2019](#)

-Population (2019), GDP Growth (2015-2019), GDP per Capita (2019):
IMF's [World Economic Outlook Databases](#)

-Imports, Exports and Share of Trade (2000-2019):
FAO's [Global Fishery and Aquaculture Commodities Statistics](#)

-GDP, GDP from fisheries, GDP from agriculture (2019):
World Bank's [World Development Indicators](#),
OECD's [National Accounts Statistics](#) or
UNSD's [National Accounts](#)

-Ease of doing business (2019):
World Bank's [Ease of Doing Business](#) ranking

-Length of Coastline, Exclusive Economic Zone, Exclusive Fishing Zone (2003):
UNEP's [Global Environment Outlook](#)

[GLOBEFISH](#)

Explore more market information on the GLOBEFISH website



[GLOBEFISH on ISSUU](#)

Read GLOBEFISH publications on ISSUU

