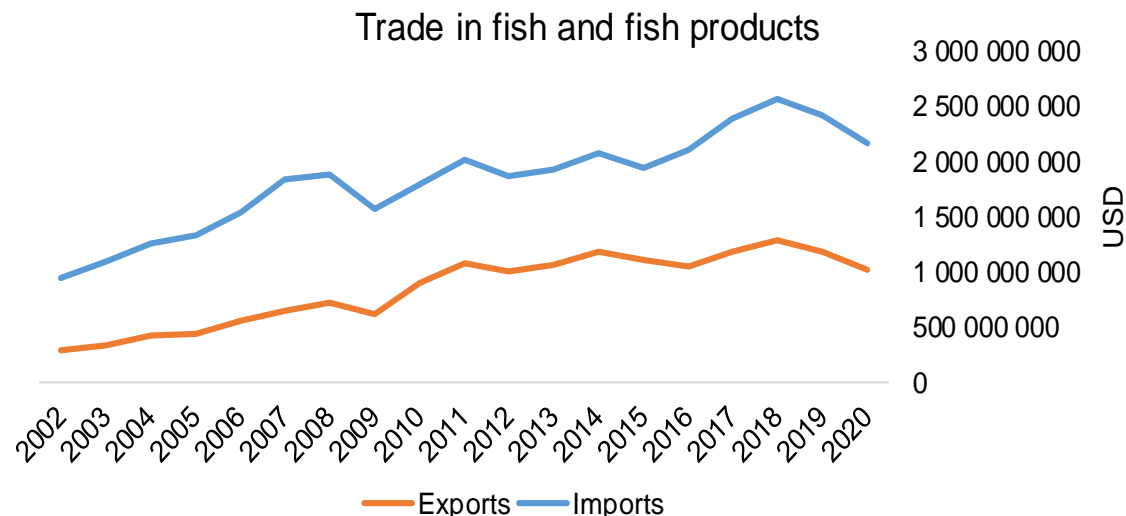




COUNTRY BRIEF

Population	Ease of doing business rank
10 297 000	39th
Length of coastline	Exclusive economic zone
2 830 km	1 656 400 km ²
Average GDP growth	GDP per capita
1.90%	USD 22 200



GDP from fisheries

0.18%

Fish available for consumption

56.8 kg/capita

Imports of fish and fish products - 2020

USD 2 173 291 450

Agricultural GDP from fisheries

8.91%

Fisheries and aquaculture production

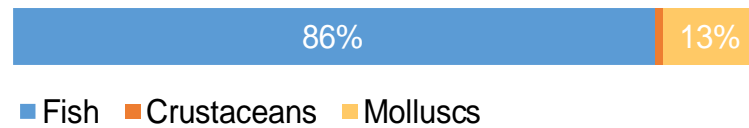
Total	173 325 tonnes
Fisheries	92%
Aquaculture	8%

Exports of fish and fish products - 2020

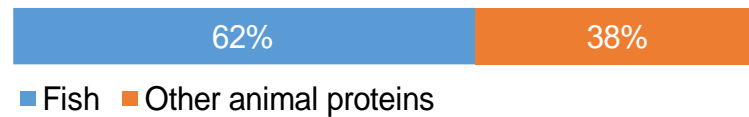
USD 1 024 188 770

Production and Trade Breakdown

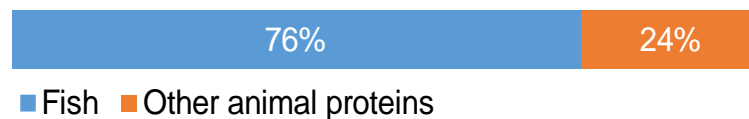
Production by volume



Imports by value



Exports by value



Production - Top 10 Species (Volume)

Rank	Species	Volume (Tonnes)
1 st	Atlantic chub mackerel	22 828
2 nd	European pilchard (Sardine)	16 061
3 rd	Atlantic redfishes nei	14 140
4 th	Atlantic horse mackerel	13 936
5 th	Blue shark	11 671
6 th	Atlantic cod	9 094
7 th	European anchovy	6 040
8 th	Atlantic mackerel	4 876
9 th	Common octopus	4 756
10 th	Black scabbardfish	4 561

Imports - Top 10 Products (Value)

			USD
1 st	Cod	dried, whether or not salted; not smoked HS 0305.51	232 891 900
2 nd	Shrimps, prawns	frozen HS 0306.17	178 340 230
3 rd	Cod	frozen; excluding fillets, livers and roes HS 0303.63	143 838 660
4 th	Cod	salted or in brine, not dried or smoked HS 0305.62	137 827 330
5 th	Tunas, skipjack, bonito	prepared or preserved; whole or in pieces HS 1604.14	131 136 250
6 th	Squid, cuttlefish	frozen HS 0307.43	114 092 690
7 th	Octopus	frozen HS 0307.52	97 986 170
8 th	Hake	frozen; excluding fillets, livers and roes HS 0303.66	81 553 880
9 th	Seabream	fresh or chilled; excluding fillets, livers and roes HS 0302.85	76 692 630
10 th	Atlantic, Danube salmon	fresh or chilled; excluding fillets, livers and roes HS 0302.14	58 192 290

Exports - Top 10 Products (Value)


			USD
1 st	Tunas, skipjack, bonito	prepared or preserved; whole or in pieces HS 1604.14	102 874 260
2 nd	Sardines, sardinella, brisling or sprats	prepared or preserved; whole or in pieces HS 1604.13	65 755 700
3 rd	Mackerel	prepared or preserved; whole or in pieces HS 1604.15	57 032 160
4 th	Cod	frozen; excluding fillets, livers and roes HS 0303.63	55 575 300
5 th	Squid, cuttlefish	frozen HS 0307.43	49 608 310
6 th	Cod	dried, whether or not salted; not smoked HS 0305.51	48 041 780
7 th	Shrimps, prawns	frozen HS 0306.17	45 867 920
8 th	Fish, other than species in 0303	frozen; excluding fillets, livers and roes HS 0303.89	40 801 760
9 th	Octopus	frozen HS 0307.52	39 202 260
10 th	Swordfish	frozen; excluding fillets, livers and roes HS 0303.57	37 499 950

Established in 1984, GLOBEFISH is a multi-donor funded project in the Fisheries Division of the Food and Agriculture Organization of the United Nations (FAO), responsible for providing up-to-date market and trade information on fish and fish products.

[Visit our website](#)

[Subscribe to our newsletter](#) or [email us](#)

Recent Publications



[Globefish Highlights](#)

Our flagship publication, focused on prices and analysis of market trends covering a variety of major commodities. Released quarterly.



[Chinese Fish Price Report](#)

Comprehensive coverage of Chinese price trends, market information for commercially significant species, along with industry news and policy updates. Released quarterly.



[European Price Report](#)

Market and price analysis for fish and fish products in the European market. Released monthly.



This is the second edition of the GLOBEFISH Market Profiles produced for this country, and was made at the beginning of 2023.

These profiles are based on nationally reported data or information published by international agencies. As the profile is intended to reflect the most up to date information available, reporting years may vary between sections and commodities.

The designations employed and the presentation of material in this information product do not imply the expression of any opinion whatsoever on the part of FAO concerning the legal or constitutional status of any country, territory or sea area, or the delimitation of frontiers or boundaries.

The data herein presented is compiled by FAO staff at the time of its production, "as is" and "as available", and every effort is made to ensure, but not guarantee, their timeliness, accuracy and completeness. FAO assumes no responsibility for errors and omissions in the data provided. Users are, however, kindly asked to report any errors or deficiencies in this product to FAO GLOBEFISH (globefish@fao.org).

Please note

Re-exports and re-imports are not included. The term N/A has been used to indicate that information was not found in the indicated sources. The classification of fish and fish products as either processed or unprocessed is very broad and is intended for indicative purposes only.

[HS codes for fish and fish products](#)

International trade codes for fish and fish products in a user friendly format.



Sources and time periods:

-Fishing and aquaculture production (2020):
FAO's [Global Fishery and Aquaculture Production Statistics](#)

-Fish available for consumption (2017):
FAO's [Fishery and Aquaculture Statistics 2019](#)

-Population (2020), GDP Growth (2016-2020), GDP per Capita (2020):
IMF's [World Economic Outlook Databases](#)

-Imports, Exports and Share of Trade (2020):
FAO's [Global Fishery and Aquaculture Commodities Statistics](#)

-GDP, GDP from fisheries, GDP from agriculture (2020):
World Bank's [World Development Indicators](#),
OECD's [National Accounts Statistics](#) or
UNSD's [National Accounts](#)

-Ease of doing business (2020):
World Bank's [Ease of Doing Business](#) ranking

-Length of Coastline, Exclusive Economic Zone, Exclusive Fishing Zone (2003):
UNEP's [Global Environment Outlook](#)

[GLOBEFISH](#)

Explore more market information on the GLOBEFISH website



[European Price Dashboard](#)

Hundreds of prices, updated every Monday

