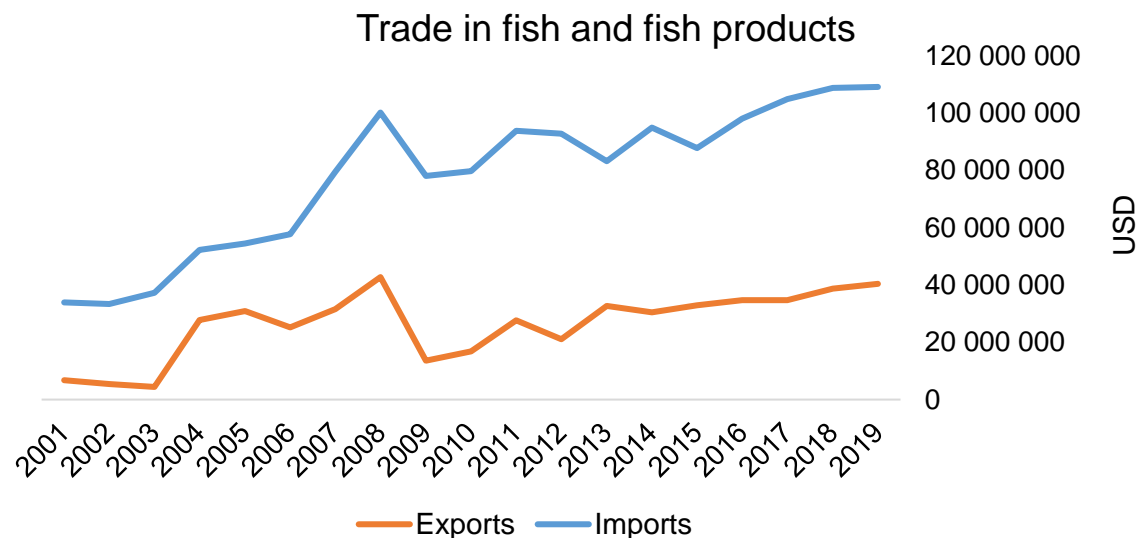




COUNTRY BRIEF

Population	Ease of doing business rank
876 000	52nd
Length of coastline	Exclusive fishing zone
671 km	13 679 km ²
Average GDP growth	GDP per capita
5.66%	USD 29 659



GDP from fisheries

N/A

Fish available for consumption

25.0 kg/capita

Imports of fish and fish products - 2019

USD 109 131 760

Agricultural GDP from fisheries

N/A

Fisheries and aquaculture production

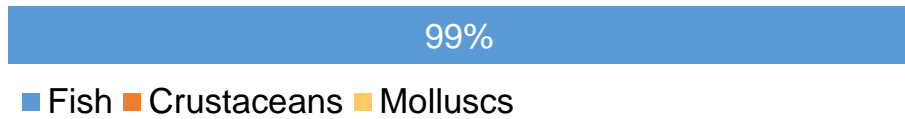
Total	9 588 tonnes
Fisheries	16%
Aquaculture	84%

Exports of fish and fish products - 2019


USD 40 430 300

Production and Trade Breakdown

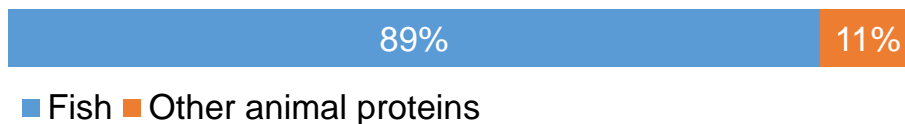
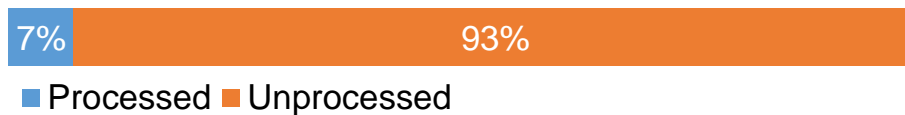
Production by volume



Imports by value



Exports by value



Production - Top 10 Species (Volume)

Rank	Species	Volume (Tonnes)
1 st	Gilthead seabream	5 182
2 nd	European seabass	2 839
3 rd	Albacore	655
4 th	Atlantic bluefin tuna	151
5 th	Bogue	85
6 th	Picarel	64
7 th	Comber	64
8 th	Rainbow trout	50
9 th	Lagocephalus spp	38
10 th	Surmullet	32

Imports - Top 10 Products (Value)

			USD
1 st	Animal feed	of fish, marine invertebrates or mammals HS 2309.90	12 319 750
2 nd	Shrimps, prawns	frozen HS 0306.17	10 426 830
3 rd	Pacific, Atlantic, Danube salmon	frozen fillets HS 0304.81	9 673 070
4 th	Squid, cuttlefish	frozen HS 0307.43	9 509 940
5 th	Tunas, skipjack, bonito	prepared or preserved; whole or in pieces HS 1604.14	9 006 000
6 th	Octopus	frozen HS 0307.52	7 812 460
7 th	Fish, other than species in 0302	fresh or chilled; excluding fillets, livers and roes HS 0302.89	4 322 690
8 th	Fish, other than species in 1604	prepared or preserved; whole or in pieces HS 1604.19	3 324 930
9 th	Flours, meals, pellets. Unfit for human consumption	from fish or aquatic invertebrates HS 2301.20	2 455 190
10 th	Squid, cuttlefish	dried, smoked, salted or in brine HS 0307.49	2 274 820

Exports - Top 10 Products (Value)

			USD
1 st	Seabream	fresh or chilled; excluding fillets, livers and roes HS 0302.85	19 126 650
2 nd	Seabass	fresh or chilled; excluding fillets, livers and roes HS 0302.84	13 136 120
3 rd	Fish	live HS 0301.99	3 541 190
4 th	Flours, meals, pellets. Unfit for human consumption	from fish or aquatic invertebrates HS 2301.20	1 459 280
5 th	Albacore or longfinned tunas	fresh or chilled; excluding fillets, livers and roes HS 0302.31	1 423 720
6 th	Fats or oils and fractions of marine mammals	not chemically modified HS 1504.30	567 150
7 th	Fish	fresh or chilled fillets HS 0304.49	473 650
8 th	Fish, other than species in 0304.5	fresh or chilled meat; excluding fillets, livers, roes HS 0304.59	200 830
9 th	Fish, other than species in 0303	frozen; excluding fillets, livers and roes HS 0303.89	138 800
10 th	Shrimps, prawns	dried, smoked, salted or in brine HS 0306.95	78 140

Established in 1984, GLOBEFISH is a multi-donor funded project in the Fisheries Division of the Food and Agriculture Organization of the United Nations (FAO), responsible for providing up-to-date market and trade information on fish and fish products.

[Visit our website](#)

[Subscribe to our newsletter](#) or [email us](#)

Recent Publications



[Globefish Highlights](#)

Our flagship publication, focused on prices and analysis of market trends covering a variety of major commodities. Released quarterly.



[Chinese Fish Price Report](#)

Comprehensive coverage of Chinese price trends, market information for commercially significant species, along with industry news and policy updates. Released quarterly.



[European Price Report](#)

Market and price analysis for fish and fish products in the European market. Released monthly.



This is the second edition of the GLOBEFISH Market Profiles produced for this country, and was made at the beginning of 2022.

These profiles are based on nationally reported data or information published by international agencies. As the profile is intended to reflect the most up to date information available, reporting years may vary between sections and commodities.

The designations employed and the presentation of material in this information product do not imply the expression of any opinion whatsoever on the part of FAO concerning the legal or constitutional status of any country, territory or sea area, or the delimitation of frontiers or boundaries.

The data herein presented is compiled by FAO staff at the time of its production, "as is" and "as available", and every effort is made to ensure, but not guarantee, their timeliness, accuracy and completeness. FAO assumes no responsibility for errors and omissions in the data provided. Users are, however, kindly asked to report any errors or deficiencies in this product to FAO GLOBEFISH (globefish@fao.org).

Please note

Re-exports and re-imports are not included. The term N/A has been used to indicate that information was not found in the indicated sources. The classification of fish and fish products as either processed or unprocessed is very broad, and is intended for indicative purposes only.

[HS codes for fish and fish products](#)

International trade codes for fish and fish products in a user friendly format.



Sources and time periods:

-Fishing and aquaculture production (2019):
FAO's [Global Fishery and Aquaculture Production Statistics](#)

-Fish available for consumption (2017):
FAO's [Fishery and Aquaculture Statistics 2019](#)

-Population (2019), GDP Growth (2015-2019), GDP per Capita (2019):
IMF's [World Economic Outlook Databases](#)

-Imports, Exports and Share of Trade (2000-2019):
FAO's [Global Fishery and Aquaculture Commodities Statistics](#)

-GDP, GDP from fisheries, GDP from agriculture (2019):
World Bank's [World Development Indicators](#),
OECD's [National Accounts Statistics](#) or
UNSD's [National Accounts](#)

-Ease of doing business (2019):
World Bank's [Ease of Doing Business](#) ranking

-Length of Coastline, Exclusive Economic Zone, Exclusive Fishing Zone (2003):
UNEP's [Global Environment Outlook](#)

[GLOBEFISH](#)

Explore more market information on the GLOBEFISH website



[GLOBEFISH on ISSUU](#)

Read GLOBEFISH publications on ISSUU

