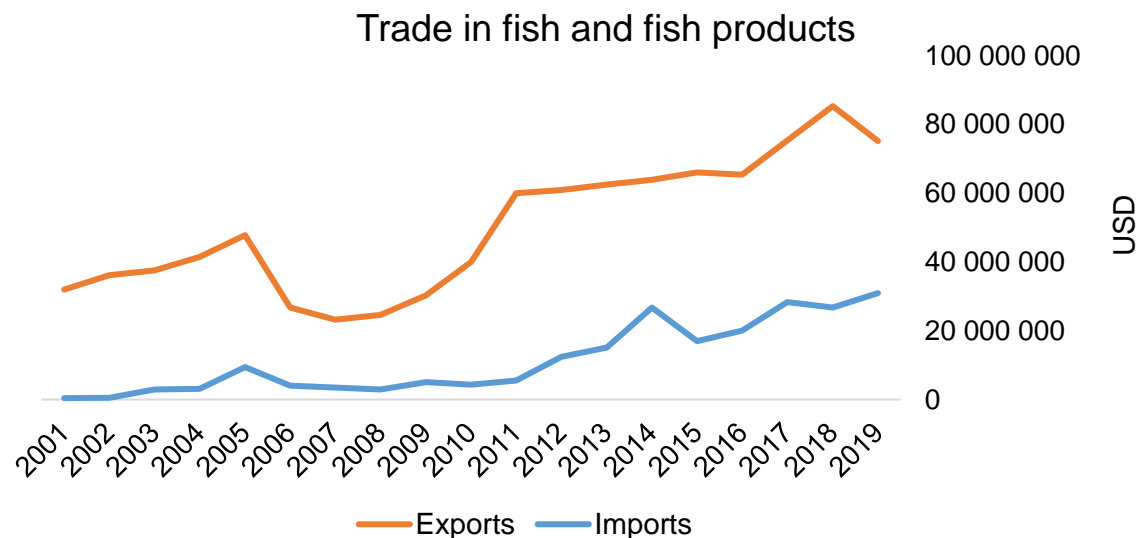




## COUNTRY BRIEF

Population	Ease of doing business rank
15 600 000	140th
Length of coastline	EEZ/EFZ
1 127 km	N/A
Average GDP growth	GDP per capita
10.64%	USD 1 644



GDP from fisheries

5.03%

Fish available for consumption

42.7 kg/capita

Imports of fish and fish products - 2019

USD 30 977 320

Agricultural GDP from fisheries

24.30%

Fisheries and aquaculture production

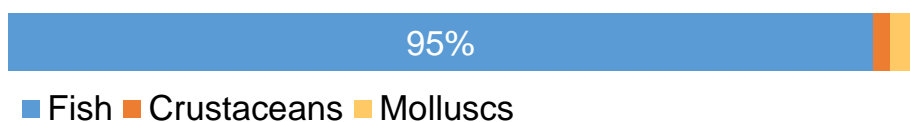
Total	819 752 tonnes
Fisheries	63%
Aquaculture	37%

Exports of fish and fish products - 2019

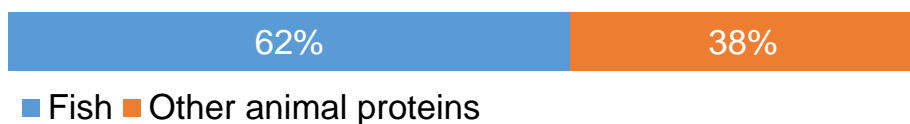
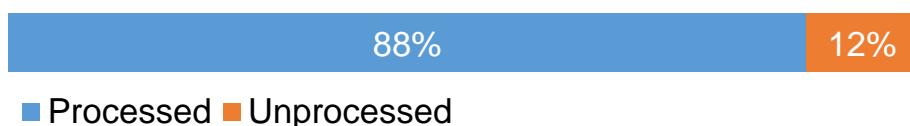
USD 75 150 410

## Production and Trade Breakdown

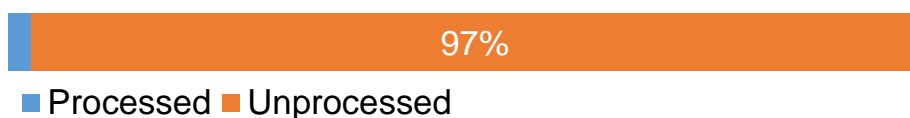
### Production by volume



### Imports by value



### Exports by value



## Production - Top 10 Species (Volume)

Rank	Species	Volume (Tonnes)
1 <sup>st</sup>	Freshwater fishes nei	395 386
2 <sup>nd</sup>	Marine fishes nei	93 574
3 <sup>rd</sup>	Pangas catfishes nei	90 000
4 <sup>th</sup>	Striped snakehead	66 000
5 <sup>th</sup>	Silver barb	50 450
6 <sup>th</sup>	Cyprinids nei	32 250
7 <sup>th</sup>	Snakeskin gourami	19 200
8 <sup>th</sup>	Nile tilapia	10 690
9 <sup>th</sup>	Natantian decapods nei	8 750
10 <sup>th</sup>	Marine molluscs nei	7 285

## Imports - Top 10 Products (Value)

			USD
1 <sup>st</sup>			8 970 000
		HS 2103.90	
2 <sup>nd</sup>	Flours, meals, pellets. Unfit for human consumption	from fish or aquatic invertebrates HS 2301.20	6 634 270
3 <sup>rd</sup>	Mackerel	prepared or preserved; whole or in pieces HS 1604.15	3 481 810
4 <sup>th</sup>	Fish	prepared or preserved HS 1604.20	2 278 500
5 <sup>th</sup>	Shrimps, prawns	prepared or preserved, not in airtight containers HS 1605.21	1 320 650
6 <sup>th</sup>	Sardines, sardinella, brisling or sprats	prepared or preserved; whole or in pieces HS 1604.13	1 251 890
7 <sup>th</sup>	Carp	live HS 0301.93	917 460
8 <sup>th</sup>	Fish fats or oils and fractions thereof	not chemically modified or from fish-livers HS 1504.20	830 000
9 <sup>th</sup>	Atlantic, Danube salmon	fresh or chilled; excluding fillets, livers and roes HS 0302.14	642 920
10 <sup>th</sup>	Aquatic invertebrates, other than species in 1605	prepared or preserved HS 1605.69	586 650

## Exports - Top 10 Products (Value)

			USD
1 <sup>st</sup>	Fish, other than species in 0302	fresh or chilled; excluding fillets, livers and roes HS 0302.89	52 580 000
2 <sup>nd</sup>	Fish, other than species in 0303	frozen; excluding fillets, livers and roes HS 0303.89	20 310 000
3 <sup>rd</sup>	Flours, meals, pellets. Unfit for human consumption	from fish or aquatic invertebrates HS 2301.20	1 890 000
4 <sup>th</sup>	Flat fish	fresh or chilled; excluding fillets, livers and roes HS 0302.29	210 570
5 <sup>th</sup>	Shrimps, prawns	frozen HS 0306.17	67 770
6 <sup>th</sup>	Scallops	live, fresh or chilled HS 0307.21	54 000
7 <sup>th</sup>	Octopus	live, fresh or chilled HS 0307.51	20 980
8 <sup>th</sup>	Fish, other than species in 0304	frozen meat; excluding fillets, livers and roes HS 0304.99	15 540
9 <sup>th</sup>	Shrimps, prawns	dried, smoked, salted or in brine HS 0306.95	610
10 <sup>th</sup>	Octopus	dried, smoked, salted or in brine HS 0307.59	610

Established in 1984, GLOBEFISH is a multi-donor funded project in the Fisheries Division of the Food and Agriculture Organization of the United Nations (FAO), responsible for providing up-to-date market and trade information on fish and fish products.

[Visit our website](#)

[Subscribe to our newsletter](#) or [email us](#)

## Recent Publications



### [Globefish Highlights](#)

Our flagship publication, focused on prices and analysis of market trends covering a variety of major commodities. Released quarterly.



### [Chinese Fish Price Report](#)

Comprehensive coverage of Chinese price trends, market information for commercially significant species, along with industry news and policy updates. Released quarterly.



### [European Price Report](#)

Market and price analysis for fish and fish products in the European market. Released monthly.



This is the second edition of the GLOBEFISH Market Profiles produced for this country, and was made at the beginning of 2022.

These profiles are based on nationally reported data or information published by international agencies. As the profile is intended to reflect the most up to date information available, reporting years may vary between sections and commodities.

The designations employed and the presentation of material in this information product do not imply the expression of any opinion whatsoever on the part of FAO concerning the legal or constitutional status of any country, territory or sea area, or the delimitation of frontiers or boundaries.

The data herein presented is compiled by FAO staff at the time of its production, "as is" and "as available", and every effort is made to ensure, but not guarantee, their timeliness, accuracy and completeness. FAO assumes no responsibility for errors and omissions in the data provided. Users are, however, kindly asked to report any errors or deficiencies in this product to FAO GLOBEFISH ([globefish@fao.org](mailto:globefish@fao.org)).

### **Please note**

Re-exports and re-imports are not included.

The term N/A has been used to indicate that information was not found in the indicated sources. The classification of fish and fish products as either processed or unprocessed is very broad, and is intended for indicative purposes only.

### [HS codes for fish and fish products](#)

International trade codes for fish and fish products in a user friendly format.



Sources and time periods:

-Fishing and aquaculture production (2019):  
FAO's [Global Fishery and Aquaculture Production Statistics](#)

-Fish available for consumption (2017):  
FAO's [Fishery and Aquaculture Statistics 2019](#)

-Population (2019), GDP Growth (2015-2019), GDP per Capita (2019):  
IMF's [World Economic Outlook Databases](#)

-Imports, Exports and Share of Trade (2000-2019):  
FAO's [Global Fishery and Aquaculture Commodities Statistics](#)

-GDP, GDP from fisheries, GDP from agriculture (2019):  
World Bank's [World Development Indicators](#),  
OECD's [National Accounts Statistics](#) or  
UNSD's [National Accounts](#)

-Ease of doing business (2019):  
World Bank's [Ease of Doing Business](#) ranking

-Length of Coastline, Exclusive Economic Zone, Exclusive Fishing Zone (2003):  
UNEP's [Global Environment Outlook](#)

### [GLOBEFISH](#)

Explore more market information on the GLOBEFISH website



### [GLOBEFISH on ISSUU](#)

Read GLOBEFISH publications on ISSUU

