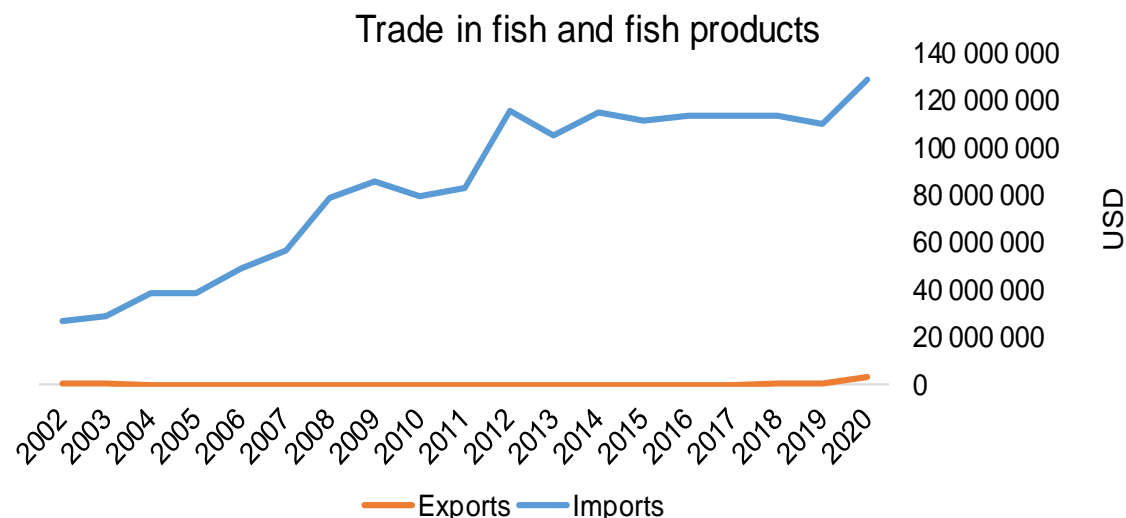




## COUNTRY BRIEF

Population	Ease of doing business rank
10 203 000	75th
Length of coastline	Exclusive fishing zone
27 km	100 km <sup>2</sup>
Average GDP growth	GDP per capita
2.33%	USD 4 300



GDP from fisheries

N/A

Fish available for consumption

5.4 kg/capita

Imports of fish and fish products - 2020

USD 128 932 660

Agricultural GDP from fisheries

N/A

Fisheries and aquaculture production

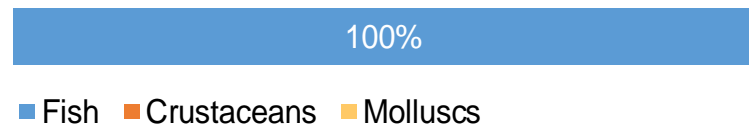
Total	2 639 tonnes
Fisheries	22%
Aquaculture	78%

Exports of fish and fish products - 2020

USD 3 007 200

## Production and Trade Breakdown

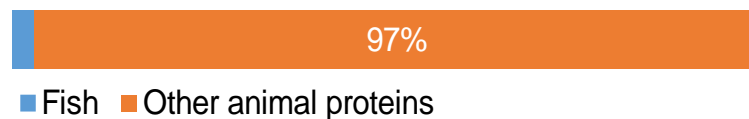
### Production by volume



### Imports by value



### Exports by value



## Production - Top 10 Species (Volume)

Rank	Species	Volume (Tonnes)
1 <sup>st</sup>	Common carp	1 030
2 <sup>nd</sup>	Tilapias nei	1 025
3 <sup>rd</sup>	Freshwater fishes nei	400
4 <sup>th</sup>	Sardinellas nei	76
5 <sup>th</sup>	Indo-Pacific sailfish	31
6 <sup>th</sup>	Kawakawa	20
7 <sup>th</sup>	Skipjack tuna	15
8 <sup>th</sup>	Largehead hairtail	10
9 <sup>th</sup>	Yellowfin tuna	6
10 <sup>th</sup>	Longtail tuna	6

## Imports - Top 10 Products (Value)

			USD
1 <sup>st</sup>	Tunas, skipjack, bonito	prepared or preserved; whole or in pieces HS 1604.14	49 388 330
2 <sup>nd</sup>	Sardines, sardinella, brisling or sprats	prepared or preserved; whole or in pieces HS 1604.13	14 633 570
3 <sup>rd</sup>	Fish, other than species in 0302	fresh or chilled; excluding fillets, livers and roes HS 0302.89	14 593 820
4 <sup>th</sup>	Fish, other than species in 0303	frozen; excluding fillets, livers and roes HS 0303.89	14 465 120
5 <sup>th</sup>	Hake	frozen; excluding fillets, livers and roes HS 0303.66	10 499 780
6 <sup>th</sup>	Shrimps, prawns	frozen HS 0306.17	6 097 560
7 <sup>th</sup>	Catfish	frozen fillets HS 0304.62	3 767 950
8 <sup>th</sup>	Fish	fresh or chilled fillets HS 0304.49	1 528 640
9 <sup>th</sup>	Salmonidae	fresh or chilled; excluding fillets, livers and roes HS 0302.19	1 505 110
10 <sup>th</sup>	Mackerel	frozen; excluding fillets, livers and roes HS 0303.54	1 353 340

## Exports - Top 10 Products (Value)

			USD
1 <sup>st</sup>	Hake	frozen; excluding fillets, livers and roes HS 0303.66	824 210
2 <sup>nd</sup>	Fish, other than species in 0303	frozen; excluding fillets, livers and roes HS 0303.89	546 270
3 <sup>rd</sup>	Tunas, skipjack, bonito	prepared or preserved; whole or in pieces HS 1604.14	454 500
4 <sup>th</sup>	Fish fins, other edible offal	dried, smoked, salted or in brine HS 0305.79	308 270
5 <sup>th</sup>	Fish, other than species in 0304	frozen fillets HS 0304.89	221 260
6 <sup>th</sup>	Fish, as specified in 0305.54	dried, whether or not salted; not smoked HS 0305.54	140 560
7 <sup>th</sup>	Catfish	frozen fillets HS 0304.62	98 730
8 <sup>th</sup>	Fish, other than species in 1604	prepared or preserved; whole or in pieces HS 1604.19	91 050
9 <sup>th</sup>	Fish, other than species in 0305.4	smoked, including fillets HS 0305.49	82 140
10 <sup>th</sup>	Fish	prepared or preserved HS 1604.20	70 000

# A GLOBEFISH Product

# Information, Disclaimer


# Sources

Established in 1984, GLOBEFISH is a multi-donor funded project in the Fisheries Division of the Food and Agriculture Organization of the United Nations (FAO), responsible for providing up-to-date market and trade information on fish and fish products.

[Visit our website](#)

[Subscribe to our newsletter](#) or [email us](#)

## Recent Publications



### [Globefish Highlights](#)

Our flagship publication, focused on prices and analysis of market trends covering a variety of major commodities. Released quarterly.



### [Chinese Fish Price Report](#)

Comprehensive coverage of Chinese price trends, market information for commercially significant species, along with industry news and policy updates. Released quarterly.



### [European Price Report](#)

Market and price analysis for fish and fish products in the European market. Released monthly.



This is the second edition of the GLOBEFISH Market Profiles produced for this country, and was made at the beginning of 2023.

These profiles are based on nationally reported data or information published by international agencies. As the profile is intended to reflect the most up to date information available, reporting years may vary between sections and commodities.

The designations employed and the presentation of material in this information product do not imply the expression of any opinion whatsoever on the part of FAO concerning the legal or constitutional status of any country, territory or sea area, or the delimitation of frontiers or boundaries.

The data herein presented is compiled by FAO staff at the time of its production, "as is" and "as available", and every effort is made to ensure, but not guarantee, their timeliness, accuracy and completeness. FAO assumes no responsibility for errors and omissions in the data provided. Users are, however, kindly asked to report any errors or deficiencies in this product to FAO GLOBEFISH ([globefish@fao.org](mailto:globefish@fao.org)).

### **Please note**

Re-exports and re-imports are not included. The term N/A has been used to indicate that information was not found in the indicated sources. The classification of fish and fish products as either processed or unprocessed is very broad and is intended for indicative purposes only.

### [HS codes for fish and fish products](#)

International trade codes for fish and fish products in a user friendly format.



Sources and time periods:

-Fishing and aquaculture production (2020):  
FAO's [Global Fishery and Aquaculture Production Statistics](#)

-Fish available for consumption (2017):  
FAO's [Fishery and Aquaculture Statistics 2019](#)

-Population (2020), GDP Growth (2016-2020), GDP per Capita (2020):  
IMF's [World Economic Outlook Databases](#)

-Imports, Exports and Share of Trade (2020):  
FAO's [Global Fishery and Aquaculture Commodities Statistics](#)

-GDP, GDP from fisheries, GDP from agriculture (2020):  
World Bank's [World Development Indicators](#),  
OECD's [National Accounts Statistics](#) or  
UNSD's [National Accounts](#)

-Ease of doing business (2020):  
World Bank's [Ease of Doing Business](#) ranking

-Length of Coastline, Exclusive Economic Zone, Exclusive Fishing Zone (2003):  
UNEP's [Global Environment Outlook](#)

### [GLOBEFISH](#)

Explore more market information on the GLOBEFISH website



### [European Price Dashboard](#)

Hundreds of prices, updated every Monday

