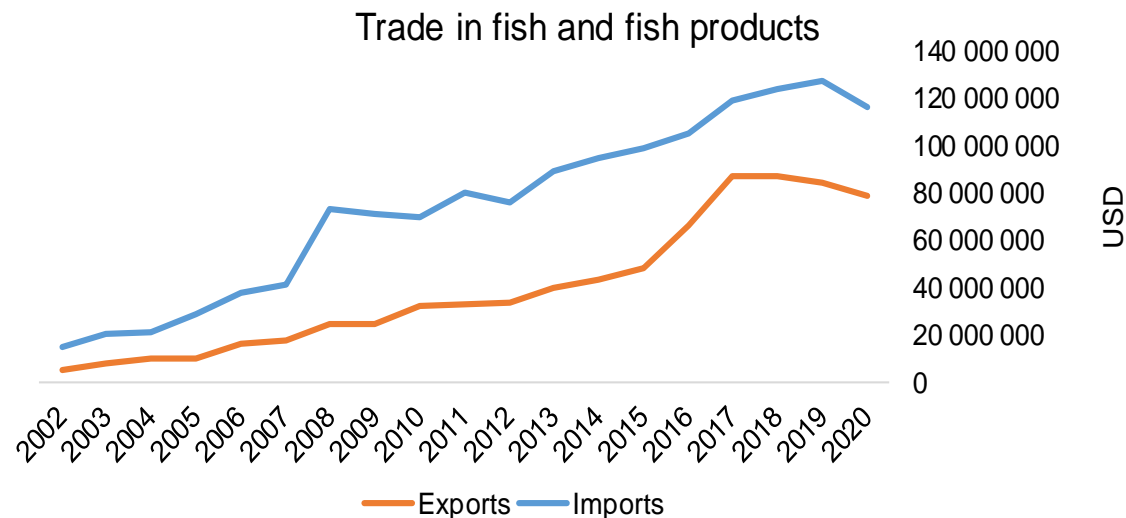




## COUNTRY BRIEF

Population	Ease of doing business rank
6 917 000	61st
Length of coastline	Exclusive economic zone
457 km	25 699 km <sup>2</sup>
Average GDP growth	GDP per capita
5.96%	USD 10 100



GDP from fisheries

0.04%

Fish available for consumption

7.2 kg/capita

Imports of fish and fish products - 2020

USD 116 567 600

Agricultural GDP from fisheries

1.12%

Fisheries and aquaculture production

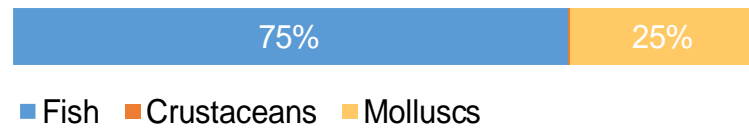
Total	21 343 tonnes
Fisheries	29%
Aquaculture	71%

Exports of fish and fish products - 2020

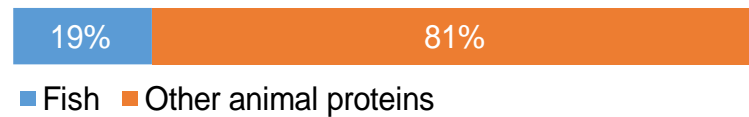
USD 79 239 900

## Production and Trade Breakdown

### Production by volume



### Imports by value



### Exports by value



## Production - Top 10 Species (Volume)

Rank	Species	Volume (Tonnes)
1 <sup>st</sup>	Rainbow trout	5 536
2 <sup>nd</sup>	Common carp	3 783
3 <sup>rd</sup>	Veined rapa whelk	2 746
4 <sup>th</sup>	Mediterranean mussel	2 189
5 <sup>th</sup>	Bighead carp	1 651
6 <sup>th</sup>	European sprat	1 623
7 <sup>th</sup>	Sand gaper	462
8 <sup>th</sup>	European anchovy	422
9 <sup>th</sup>	Grass carp (White amur)	410
10 <sup>th</sup>	Red mullet	319

## Imports - Top 10 Products (Value)

			USD
1 <sup>st</sup>	Shrimps, prawns	frozen; cold-water species HS 0306.16	15 809 140
2 <sup>nd</sup>	Mackerel	frozen; excluding fillets, livers and roes HS 0303.54	13 945 750
3 <sup>rd</sup>	Seabass	fresh or chilled; excluding fillets, livers and roes HS 0302.84	10 048 130
4 <sup>th</sup>	Tunas, skipjack, bonito	prepared or preserved; whole or in pieces HS 1604.14	6 588 060
5 <sup>th</sup>	Seabream	fresh or chilled; excluding fillets, livers and roes HS 0302.85	5 330 070
6 <sup>th</sup>	Fish, other than species in 0303	frozen; excluding fillets, livers and roes HS 0303.89	3 771 860
7 <sup>th</sup>	Fish	prepared or preserved HS 1604.20	3 746 050
8 <sup>th</sup>	Atlantic, Danube salmon	fresh or chilled; excluding fillets, livers and roes HS 0302.14	3 283 820
9 <sup>th</sup>	Pacific salmon	fresh or chilled; excluding fillets, livers and roes HS 0302.13	2 697 010
10 <sup>th</sup>	Pacific, Atlantic, Danube salmon	fresh or chilled fillets HS 0304.41	2 638 660

## Exports - Top 10 Products (Value)

			USD
1 <sup>st</sup>	Shrimps, prawns	prepared or preserved, in airtight containers HS 1605.29	13 126 490
2 <sup>nd</sup>	Shrimps, prawns	prepared or preserved, not in airtight containers HS 1605.21	11 411 150
3 <sup>rd</sup>	Mackerel	prepared or preserved; whole or in pieces HS 1604.15	4 913 300
4 <sup>th</sup>	Molluscs	frozen HS 0307.92	4 251 620
5 <sup>th</sup>	Molluscs	prepared or preserved HS 1605.59	3 419 820
6 <sup>th</sup>	Fish, other than species in 0302	fresh or chilled; excluding fillets, livers and roes HS 0302.89	3 075 950
7 <sup>th</sup>	Cod	frozen fillets HS 0304.71	2 850 800
8 <sup>th</sup>	Fish	prepared or preserved HS 1604.20	2 791 490
9 <sup>th</sup>	Trout	live HS 0301.91	2 630 940
10 <sup>th</sup>	Anchovies	prepared or preserved; whole or in pieces HS 1604.16	2 341 010

# A GLOBEFISH Product

# Information, Disclaimer


# Sources

Established in 1984, GLOBEFISH is a multi-donor funded project in the Fisheries Division of the Food and Agriculture Organization of the United Nations (FAO), responsible for providing up-to-date market and trade information on fish and fish products.

[Visit our website](#)

[Subscribe to our newsletter](#) or [email us](#)

## Recent Publications



### [Globefish Highlights](#)

Our flagship publication, focused on prices and analysis of market trends covering a variety of major commodities. Released quarterly.



### [Chinese Fish Price Report](#)

Comprehensive coverage of Chinese price trends, market information for commercially significant species, along with industry news and policy updates. Released quarterly.



### [European Price Report](#)

Market and price analysis for fish and fish products in the European market. Released monthly.



This is the second edition of the GLOBEFISH Market Profiles produced for this country, and was made at the beginning of 2023.

These profiles are based on nationally reported data or information published by international agencies. As the profile is intended to reflect the most up to date information available, reporting years may vary between sections and commodities.

The designations employed and the presentation of material in this information product do not imply the expression of any opinion whatsoever on the part of FAO concerning the legal or constitutional status of any country, territory or sea area, or the delimitation of frontiers or boundaries.

The data herein presented is compiled by FAO staff at the time of its production, "as is" and "as available", and every effort is made to ensure, but not guarantee, their timeliness, accuracy and completeness. FAO assumes no responsibility for errors and omissions in the data provided. Users are, however, kindly asked to report any errors or deficiencies in this product to FAO GLOBEFISH ([globefish@fao.org](mailto:globefish@fao.org)).

### **Please note**

Re-exports and re-imports are not included. The term N/A has been used to indicate that information was not found in the indicated sources. The classification of fish and fish products as either processed or unprocessed is very broad and is intended for indicative purposes only.

### [HS codes for fish and fish products](#)

International trade codes for fish and fish products in a user friendly format.



Sources and time periods:

-Fishing and aquaculture production (2020):  
FAO's [Global Fishery and Aquaculture Production Statistics](#)

-Fish available for consumption (2017):  
FAO's [Fishery and Aquaculture Statistics 2019](#)

-Population (2020), GDP Growth (2016-2020), GDP per Capita (2020):  
IMF's [World Economic Outlook Databases](#)

-Imports, Exports and Share of Trade (2020):  
FAO's [Global Fishery and Aquaculture Commodities Statistics](#)

-GDP, GDP from fisheries, GDP from agriculture (2020):  
World Bank's [World Development Indicators](#),  
OECD's [National Accounts Statistics](#) or  
UNSD's [National Accounts](#)

-Ease of doing business (2020):  
World Bank's [Ease of Doing Business](#) ranking

-Length of Coastline, Exclusive Economic Zone, Exclusive Fishing Zone (2003):  
UNEP's [Global Environment Outlook](#)

### [GLOBEFISH](#)

Explore more market information on the GLOBEFISH website



### [European Price Dashboard](#)

Hundreds of prices, updated every Monday

