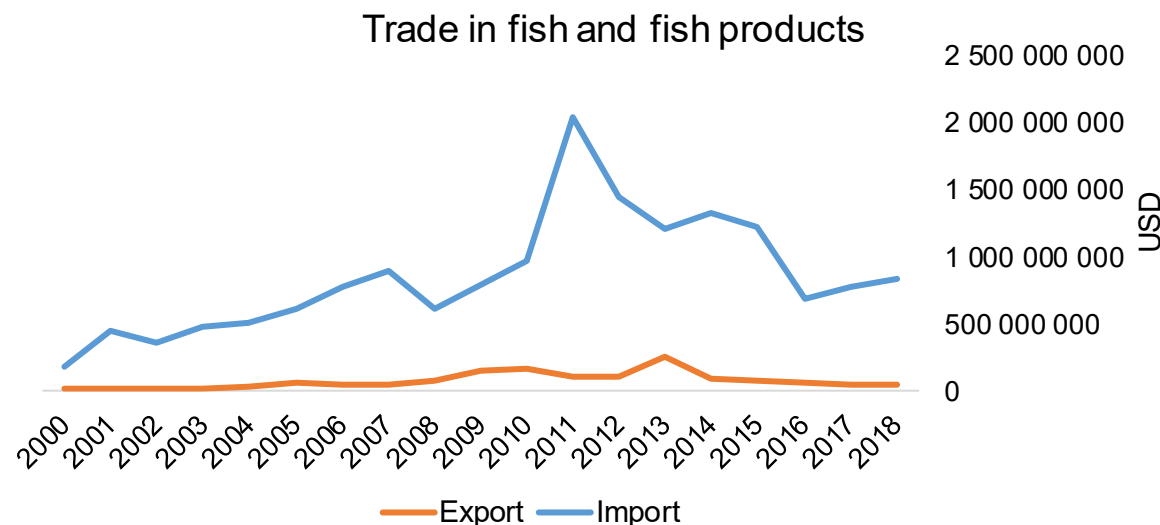




## COUNTRY BRIEF

Population	Ease of doing business rank
190 873 240	177th
Length of coastline	Exclusive economic zone
3 122 km	164 054 km <sup>2</sup>
Average GDP growth	GDP per capita
11.24%	USD 2 154



GDP from fisheries

0.83%

Fish available for consumption

9.1 kg/capita

Imports of fish and fish products - 2018

USD 831 665 000

Agricultural GDP from fisheries

3.80%

Fisheries and aquaculture production

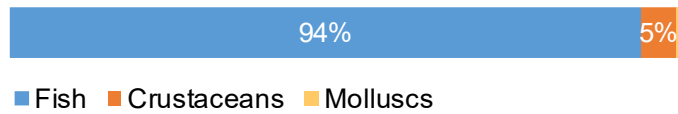
Total	1 169 478 tonnes
Fisheries	75%
Aquaculture	25%

Exports of fish and fish products - 2018

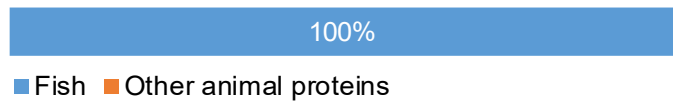
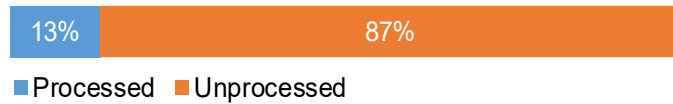
USD 53 969 000

## Production and Trade Breakdown

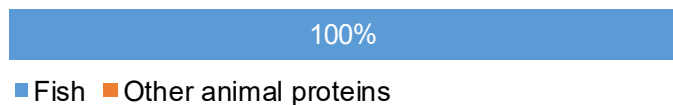
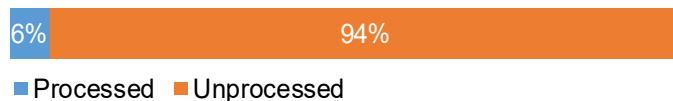
### Production by volume



### Imports by value



### Exports by value



## Production - Top 10 Species (Volume)

Rank	Species	Volume (Tonnes)
1 <sup>st</sup>	North African catfish	188 264
2 <sup>nd</sup>	Tilapias nei	91 313
3 <sup>rd</sup>	Marine fishes nei	58 835
4 <sup>th</sup>	Torpedo-shaped catfishes nei	55 483
5 <sup>th</sup>	Sardinellas nei	55 214
6 <sup>th</sup>	Cyprinids nei	47 467
7 <sup>th</sup>	Freshwater fishes nei	45 084
8 <sup>th</sup>	Bonga shad	44 788
9 <sup>th</sup>	Giant African threadfin	35 175
10 <sup>th</sup>	Elephantsnout fishes nei	32 022

## Imports - Top 10 Products (Value)

			USD
1 <sup>st</sup>	Mackerel	frozen; excluding fillets, livers and roes HS 0303.54	188 345 000
2 <sup>nd</sup>	Jack, horse mackerel	frozen; excluding fillets, livers and roes HS 0303.55	129 001 000
3 <sup>rd</sup>	Herrings	frozen; excluding fillets, livers and roes HS 0303.51	128 323 000
4 <sup>th</sup>	Blue whittings	frozen; excluding fillets, livers and roes HS 0303.68	117 291 000
5 <sup>th</sup>	Fish heads, tails, maws	dried, smoked, salted or in brine HS 0305.72	86 717 000
6 <sup>th</sup>	Blue whittings	fresh or chilled; excluding fillets, livers and roes HS 0302.56	39 724 000
7 <sup>th</sup>	Fish	frozen; excluding fillets, livers and roes HS 0303.69	37 828 000
8 <sup>th</sup>	Flours, meals, pellets. Unfit for human consumption	from fish or aquatic invertebrates HS 2301.20	15 016 000
9 <sup>th</sup>	Mackerel	fresh or chilled; excluding fillets, livers and roes HS 0302.44	13 926 000
10 <sup>th</sup>	Fish, other than species in 0303	frozen; excluding fillets, livers and roes HS 0303.89	12 787 000

## Exports - Top 10 Products (Value)

			USD
1 <sup>st</sup>	Shrimps, prawns	frozen HS 0306.17	43 806 000
2 <sup>nd</sup>	Crustaceans	frozen; includes derivative flours, meals and pellets HS 0306.19	2 921 000
3 <sup>rd</sup>	Trout	live HS 0301.91	1 978 000
4 <sup>th</sup>	Crustaceans, other than species in 0306	dried, smoked, salted or in brine, flours, meals, pellets HS 0306.99	1 683 000
5 <sup>th</sup>	Shrimps, prawns	frozen; cold-water species HS 0306.16	1 175 000
6 <sup>th</sup>	Fish, other than species in 0304	frozen fillets HS 0304.89	790 000
7 <sup>th</sup>	Crabs	frozen HS 0306.14	786 000
8 <sup>th</sup>	Aquatic invertebrates, other than species in 03	includes derivative flours, meals, pellets HS 0308.90	657 000
9 <sup>th</sup>	Lobsters	prepared or preserved HS 1605.030	129 000
10 <sup>th</sup>	Fish	live HS 0301.99	24 000

# A GLOBEFISH Product

# Information, Disclaimer


# Sources

Established in 1984, GLOBEFISH is a multi-donor funded project in the Fisheries Division of the Food and Agriculture Organization of the United Nations (FAO), responsible for providing up-to-date market and trade information on fish and fish products.

[Visit our website](#)

[Subscribe to our newsletter](#) or [email us](#)

## Recent Publications



### [Globefish Highlights, 1/2021](#)

Our flagship publication, focused on prices and analysis of market trends covering a variety of major commodities. Released quarterly.



### [Chinese Fish Price Report, 3/2020](#)

Comprehensive coverage of Chinese price trends, market information for commercially significant species, along with industry news and policy updates. Released quarterly.



### [European Price Report, 4/2021](#)

Market and price analysis for fish and fish products in the European market. Released monthly.



This is the first edition of the GLOBEFISH Market Profiles produced for this country, and was made at the beginning of 2021.

These profiles are based on nationally reported data or information published by international agencies. As the profile is intended to reflect the most up to date information available, reporting years may vary between sections and commodities.

The designations employed and the presentation of material in this information product do not imply the expression of any opinion whatsoever on the part of FAO concerning the legal or constitutional status of any country, territory or sea area, or the delimitation of frontiers or boundaries.

The data herein presented is compiled by FAO staff at the time of its production, "as is" and "as available," and every effort is made to ensure, but not guarantee, their timeliness, accuracy and completeness. FAO assumes no responsibility for errors and omissions in the data provided. Users are, however, kindly asked to report any errors or deficiencies in this product to FAO GLOBEFISH ([globefish@fao.org](mailto:globefish@fao.org)).

### **Please note**

Re-exports and re-imports are not included.

The term N/A has been used to indicate that information was not found in the indicated sources. The classification of fish and fish products as either processed or unprocessed is very broad, and is intended for indicative purposes only.

### [HS codes for fish and fish products](#)

International trade codes for fish and fish products in a user friendly format.



Sources and time periods:

-Fishing and aquaculture production (2018):  
FAO's [Global Fishery and Aquaculture Production Statistics](#)

-Fish available for consumption (2017):  
FAO's [Fishery and Aquaculture Statistics 2016](#)

-Population (2018), GDP Growth (2013-2018), GDP per Capita (2018):  
IMF's [World Economic Outlook Databases](#)

-Imports, Exports and Share of Trade (2000-2018):  
FAO's [Global Fishery and Aquaculture Commodities Statistics](#)

-GDP, GDP from fisheries, GDP from agriculture (2018):  
World Bank's [World Development Indicators](#),  
OECD's [National Accounts Statistics](#) or  
UNSD's [National Accounts](#)

-Ease of doing business (2018):  
World Bank's [Ease of Doing Business](#) ranking

-Length of Coastline, Exclusive Economic Zone, Exclusive Fishing Zone (2003):  
UNEP's [Global Environment Outlook](#)

### [GLOBEFISH](#)

Explore more market information on the GLOBEFISH website



### [GLOBEFISH on ISSUU](#)

Read GLOBEFISH publications on ISSUU

