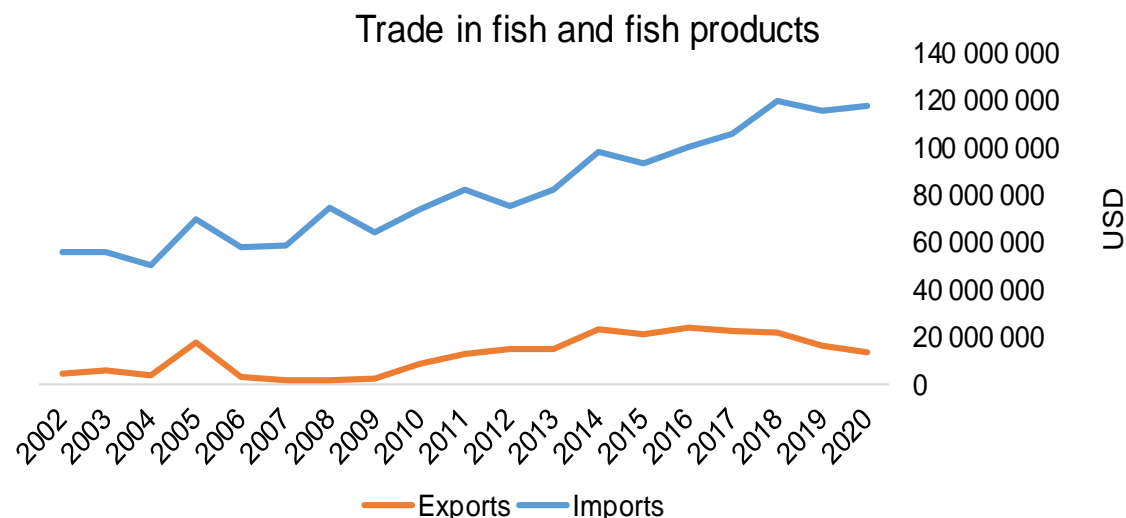




## COUNTRY BRIEF

Population	Ease of doing business rank
9 770 000	52nd
Length of coastline	EEZ/EFZ
N/A	N/A
Average GDP growth	GDP per capita
7.51%	USD 16 000



GDP from fisheries

0.01%

Fish available for consumption

6.3 kg/capita

Imports of fish and fish products - 2020

USD 118 367 010

Agricultural GDP from fisheries

0.32%

Fisheries and aquaculture production

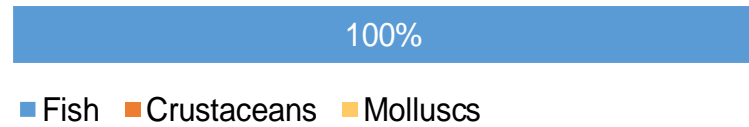
Total	23 780 tonnes
Fisheries	23%
Aquaculture	77%

Exports of fish and fish products - 2020

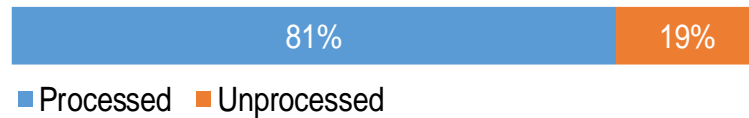
USD 13 636 750

## Production and Trade Breakdown

### Production by volume



### Imports by value



### Exports by value



## Production - Top 10 Species (Volume)

Rank	Species	Volume (Tonnes)
1 <sup>st</sup>	Common carp	15 616
2 <sup>nd</sup>	Hetero-Clarias catfish, hybrid	3 825
3 <sup>rd</sup>	Silver, bighead carps nei	910
4 <sup>th</sup>	Freshwater fishes nei	792
5 <sup>th</sup>	Grass carp (White amur)	717
6 <sup>th</sup>	Wels (Som) catfish	474
7 <sup>th</sup>	Cyprinids nei	288
8 <sup>th</sup>	Pike-perch	269
9 <sup>th</sup>	Catfishes nei	258
10 <sup>th</sup>	Prussian carp	137

## Imports - Top 10 Products (Value)

			USD
1 <sup>st</sup>	Tunas, skipjack, bonito	prepared or preserved; whole or in pieces HS 1604.14	20 322 930
2 <sup>nd</sup>	Fish, other than species in 1604	prepared or preserved; whole or in pieces HS 1604.19	13 583 020
3 <sup>rd</sup>	Fish	prepared or preserved HS 1604.20	11 572 570
4 <sup>th</sup>	Hake	frozen; excluding fillets, livers and roes HS 0303.66	5 494 810
5 <sup>th</sup>	Shrimps, prawns	frozen HS 0306.17	4 941 580
6 <sup>th</sup>	Herrings	prepared or preserved; whole or in pieces HS 1604.12	4 674 010
7 <sup>th</sup>	Sardines, sardinella, brisling or sprats	prepared or preserved; whole or in pieces HS 1604.13	4 003 750
8 <sup>th</sup>	Pacific, Atlantic, Danube salmon	frozen fillets HS 0304.81	3 809 270
9 <sup>th</sup>	Catfish	frozen fillets HS 0304.62	3 748 770
10 <sup>th</sup>	Atlantic, Danube salmon	fresh or chilled; excluding fillets, livers and roes HS 0302.14	3 739 400

## Exports - Top 10 Products (Value)


			USD
1 <sup>st</sup>	Carp	live HS 0301.93	5 373 520
2 <sup>nd</sup>	Fish	live HS 0301.99	1 422 670
3 <sup>rd</sup>	Molluscs	prepared or preserved HS 1605.59	1 335 010
4 <sup>th</sup>	Fish	prepared or preserved HS 1604.20	886 790
5 <sup>th</sup>	Fish fats or oils and fractions thereof	not chemically modified or from fish-livers HS 1504.20	798 270
6 <sup>th</sup>	Carp	fresh or chilled; excluding fillets, livers and roes HS 0302.73	681 740
7 <sup>th</sup>	Flours, meals, pellets. Unfit for human consumption	from fish or aquatic invertebrates HS 2301.20	483 000
8 <sup>th</sup>	Tunas, skipjack, bonito	prepared or preserved; whole or in pieces HS 1604.14	363 980
9 <sup>th</sup>	Catfish	frozen fillets HS 0304.62	191 820
10 <sup>th</sup>	Fish	fresh or chilled meat; excluding fillets, livers and roes HS 0304.53	188 300

Established in 1984, GLOBEFISH is a multi-donor funded project in the Fisheries Division of the Food and Agriculture Organization of the United Nations (FAO), responsible for providing up-to-date market and trade information on fish and fish products.

[Visit our website](#)

[Subscribe to our newsletter](#) or [email us](#)

## Recent Publications



### [Globefish Highlights](#)

Our flagship publication, focused on prices and analysis of market trends covering a variety of major commodities. Released quarterly.



### [Chinese Fish Price Report](#)

Comprehensive coverage of Chinese price trends, market information for commercially significant species, along with industry news and policy updates. Released quarterly.



### [European Price Report](#)

Market and price analysis for fish and fish products in the European market. Released monthly.



This is the second edition of the GLOBEFISH Market Profiles produced for this country, and was made at the beginning of 2023.

These profiles are based on nationally reported data or information published by international agencies. As the profile is intended to reflect the most up to date information available, reporting years may vary between sections and commodities.

The designations employed and the presentation of material in this information product do not imply the expression of any opinion whatsoever on the part of FAO concerning the legal or constitutional status of any country, territory or sea area, or the delimitation of frontiers or boundaries.

The data herein presented is compiled by FAO staff at the time of its production, "as is" and "as available", and every effort is made to ensure, but not guarantee, their timeliness, accuracy and completeness. FAO assumes no responsibility for errors and omissions in the data provided. Users are, however, kindly asked to report any errors or deficiencies in this product to FAO GLOBEFISH ([globefish@fao.org](mailto:globefish@fao.org)).

### **Please note**

Re-exports and re-imports are not included. The term N/A has been used to indicate that information was not found in the indicated sources. The classification of fish and fish products as either processed or unprocessed is very broad and is intended for indicative purposes only.

### [HS codes for fish and fish products](#)

International trade codes for fish and fish products in a user friendly format.



Sources and time periods:

-Fishing and aquaculture production (2020):  
FAO's [Global Fishery and Aquaculture Production Statistics](#)

-Fish available for consumption (2017):  
FAO's [Fishery and Aquaculture Statistics 2019](#)

-Population (2020), GDP Growth (2016-2020), GDP per Capita (2020):  
IMF's [World Economic Outlook Databases](#)

-Imports, Exports and Share of Trade (2020):  
FAO's [Global Fishery and Aquaculture Commodities Statistics](#)

-GDP, GDP from fisheries, GDP from agriculture (2020):  
World Bank's [World Development Indicators](#),  
OECD's [National Accounts Statistics](#) or  
UNSD's [National Accounts](#)

-Ease of doing business (2020):  
World Bank's [Ease of Doing Business](#) ranking

-Length of Coastline, Exclusive Economic Zone, Exclusive Fishing Zone (2003):  
UNEP's [Global Environment Outlook](#)

### [GLOBEFISH](#)

Explore more market information on the GLOBEFISH website



### [European Price Dashboard](#)

Hundreds of prices, updated every Monday

