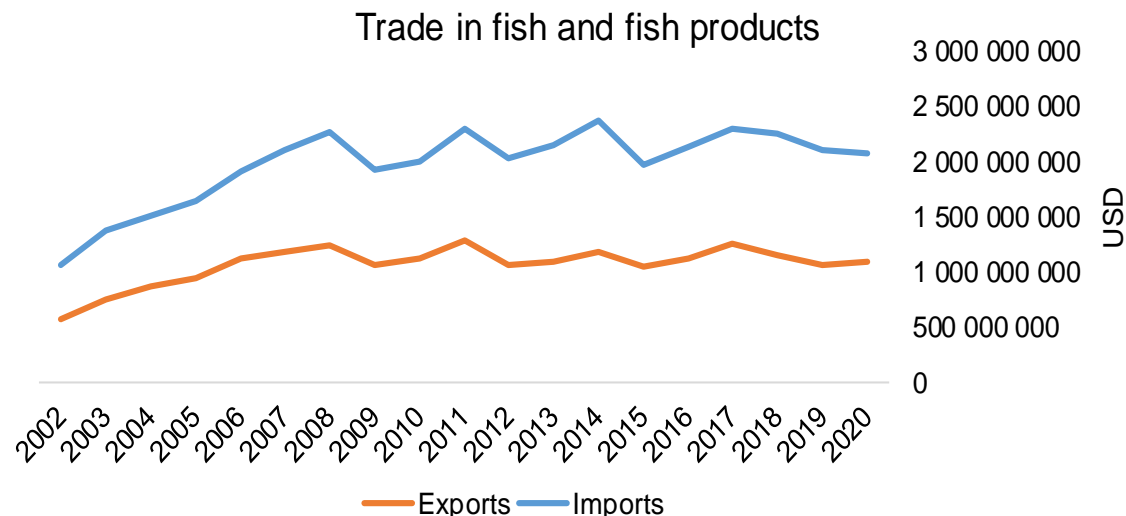




COUNTRY BRIEF

Population	Ease of doing business rank
11 522 000	46th
Length of coastline	Exclusive fishing zone
76 km	2 089 km ²
Average GDP growth	GDP per capita
1.58%	USD 45 200



GDP from fisheries

0.01%

Fish available for consumption

23.0 kg/capita

Imports of fish and fish products - 2020

USD 2 084 564 120

Agricultural GDP from fisheries

1.58%

Fisheries and aquaculture production

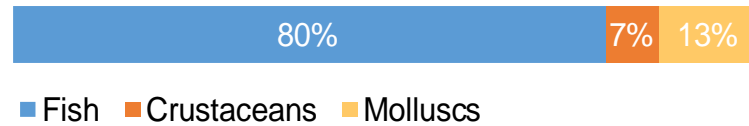
Total	20 163 tonnes
Fisheries	99%
Aquaculture	1%

Exports of fish and fish products - 2020


USD 1 094 550 430

Production and Trade Breakdown

Production by volume



Imports by value



Exports by value



Production - Top 10 Species (Volume)

Rank	Species	Volume (Tonnes)
1 st	European plaice	3 800
2 nd	Common sole	2 776
3 rd	Monkfishes nei	1 435
4 th	Common cuttlefish	914
5 th	Blonde ray	871
6 th	Atlantic cod	701
7 th	Norway lobster	678
8 th	Megrim	656
9 th	Lemon sole	643
10 th	Whelk	608

Imports - Top 10 Products (Value)

			USD
1 st	Shrimps, prawns	frozen HS 0306.17	318 840 790
2 nd	Pacific, Atlantic, Danube salmon	fresh or chilled fillets HS 0304.41	170 641 830
3 rd	Fish	fresh or chilled fillets HS 0304.44	114 377 120
4 th	Pacific, Atlantic, Danube salmon	smoked, including fillets HS 0305.41	97 339 190
5 th	Tunas, skipjack, bonito	prepared or preserved; whole or in pieces HS 1604.14	97 049 640
6 th	Mussels	live, fresh or chilled HS 0307.31	85 810 060
7 th	Pacific, Atlantic, Danube salmon	frozen fillets HS 0304.81	64 789 860
8 th	Fish, other than species in 1604	prepared or preserved; whole or in pieces HS 1604.19	53 528 260
9 th	Fish fats or oils and fractions thereof	not chemically modified or from fish-livers HS 1504.20	51 668 590
10 th	Fish	prepared or preserved HS 1604.20	50 650 830

Exports - Top 10 Products (Value)


			USD
1 st	Shrimps, prawns	frozen HS 0306.17	245 440 210
2 nd	Shrimps, prawns	prepared or preserved, not in airtight containers HS 1605.21	73 126 210
3 rd	Pacific, Atlantic, Danube salmon	fresh or chilled fillets HS 0304.41	58 075 180
4 th	Fish	fresh or chilled fillets HS 0304.44	54 304 550
5 th	Pacific, Atlantic, Danube salmon	smoked, including fillets HS 0305.41	51 099 910
6 th	Fish	prepared or preserved HS 1604.20	39 733 940
7 th	Fish fats or oils and fractions thereof	not chemically modified or from fish-livers HS 1504.20	37 978 660
8 th	Nile perch	fresh or chilled fillets HS 0304.33	33 800 270
9 th	Lobsters	live, fresh or chilled HS 0306.32	32 263 270
10 th	Fish, other than species in 1604	prepared or preserved; whole or in pieces HS 1604.19	28 895 290

Established in 1984, GLOBEFISH is a multi-donor funded project in the Fisheries Division of the Food and Agriculture Organization of the United Nations (FAO), responsible for providing up-to-date market and trade information on fish and fish products.

[Visit our website](#)

[Subscribe to our newsletter](#) or [email us](#)

Recent Publications



[Globefish Highlights](#)

Our flagship publication, focused on prices and analysis of market trends covering a variety of major commodities. Released quarterly.



[Chinese Fish Price Report](#)

Comprehensive coverage of Chinese price trends, market information for commercially significant species, along with industry news and policy updates. Released quarterly.



[European Price Report](#)

Market and price analysis for fish and fish products in the European market. Released monthly.



This is the second edition of the GLOBEFISH Market Profiles produced for this country, and was made at the beginning of 2023.

These profiles are based on nationally reported data or information published by international agencies. As the profile is intended to reflect the most up to date information available, reporting years may vary between sections and commodities.

The designations employed and the presentation of material in this information product do not imply the expression of any opinion whatsoever on the part of FAO concerning the legal or constitutional status of any country, territory or sea area, or the delimitation of frontiers or boundaries.

The data herein presented is compiled by FAO staff at the time of its production, "as is" and "as available", and every effort is made to ensure, but not guarantee, their timeliness, accuracy and completeness. FAO assumes no responsibility for errors and omissions in the data provided. Users are, however, kindly asked to report any errors or deficiencies in this product to FAO GLOBEFISH (globefish@fao.org).

Please note

Re-exports and re-imports are not included. The term N/A has been used to indicate that information was not found in the indicated sources. The classification of fish and fish products as either processed or unprocessed is very broad and is intended for indicative purposes only.

[HS codes for fish and fish products](#)

International trade codes for fish and fish products in a user friendly format.



Sources and time periods:

-Fishing and aquaculture production (2020):
FAO's [Global Fishery and Aquaculture Production Statistics](#)

-Fish available for consumption (2017):
FAO's [Fishery and Aquaculture Statistics 2019](#)

-Population (2020), GDP Growth (2016-2020), GDP per Capita (2020):
IMF's [World Economic Outlook Databases](#)

-Imports, Exports and Share of Trade (2020):
FAO's [Global Fishery and Aquaculture Commodities Statistics](#)

-GDP, GDP from fisheries, GDP from agriculture (2020):
World Bank's [World Development Indicators](#),
OECD's [National Accounts Statistics](#) or
UNSD's [National Accounts](#)

-Ease of doing business (2020):
World Bank's [Ease of Doing Business](#) ranking

-Length of Coastline, Exclusive Economic Zone, Exclusive Fishing Zone (2003):
UNEP's [Global Environment Outlook](#)

[GLOBEFISH](#)

Explore more market information on the GLOBEFISH website



[European Price Dashboard](#)

Hundreds of prices, updated every Monday

