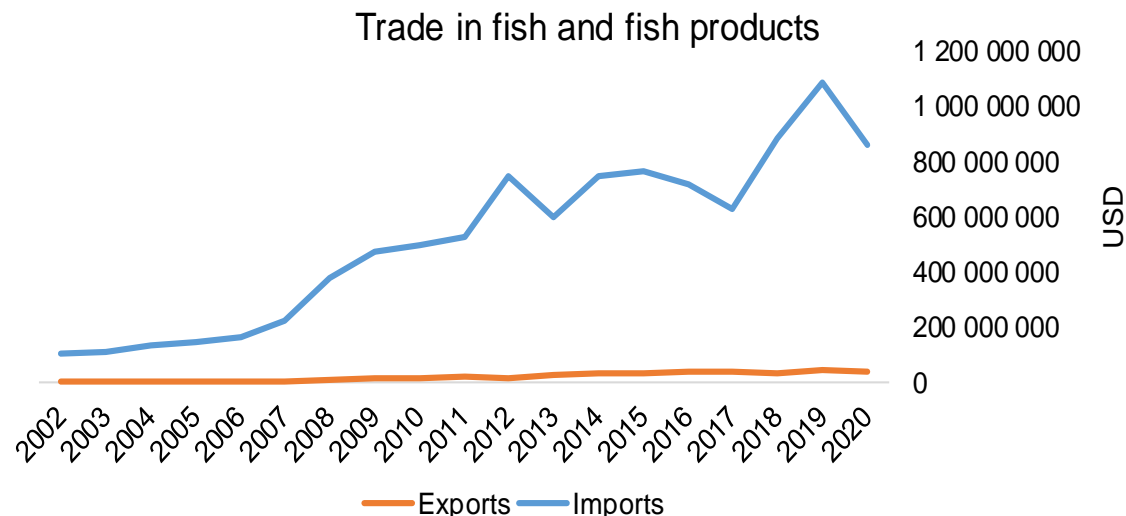




COUNTRY BRIEF

Population	Ease of doing business rank
100 600 000	114th
Length of coastline	Exclusive economic zone
5 898 km	185 304 km ²
Average GDP growth	GDP per capita
21.84%	USD 3 800



GDP from fisheries

N/A

Fish available for consumption

23.7 kg/capita

Imports of fish and fish products - 2020

USD 862 240 440

Agricultural GDP from fisheries

N/A

Fisheries and aquaculture production

Total 2 010 579 tonnes

Fisheries 21%

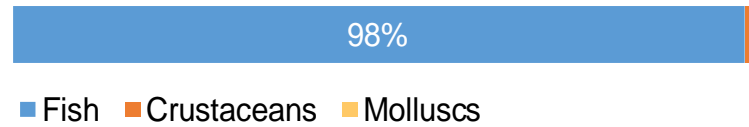
Aquaculture 79%

Exports of fish and fish products - 2020

USD 38 832 700

Production and Trade Breakdown

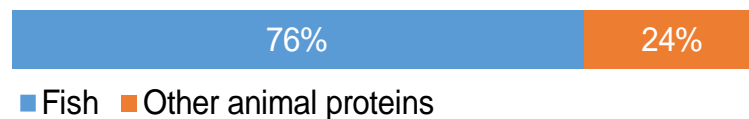
Production by volume



Imports by value



Exports by value



Production - Top 10 Species (Volume)

Rank	Species	Volume (Tonnes)
1 st	Nile tilapia	1 114 255
2 nd	Mullets nei	361 535
3 rd	Common carp	76 064
4 th	Cyprinids nei	66 937
5 th	Silver, bighead carps nei	60 000
6 th	Gilthead seabream	40 872
7 th	Mudfish	37 668
8 th	Meagre	37 429
9 th	European seabass	32 813
10 th	Grass carp (White amur)	14 538

Imports - Top 10 Products (Value)

			USD
1 st	Mackerel	frozen; excluding fillets, livers and roes HS 0303.54	196 860 390
2 nd	Tunas, skipjack, bonito	prepared or preserved; whole or in pieces HS 1604.14	151 881 240
3 rd	Shrimps, prawns	frozen HS 0306.17	149 461 010
4 th	Herrings	frozen; excluding fillets, livers and roes HS 0303.51	118 960 760
5 th	Fish	frozen; excluding fillets, livers and roes HS 0303.69	72 791 970
6 th	Fish, other than species in 0303	frozen; excluding fillets, livers and roes HS 0303.89	57 653 570
7 th	Squid, cuttlefish	live, fresh or chilled HS 0307.42	24 752 760
8 th	Fish, other than species in 0304	frozen fillets HS 0304.89	20 294 360
9 th	Jack, horse mackerel	frozen; excluding fillets, livers and roes HS 0303.55	16 891 120
10 th	Sardines, sardinella, brisling or sprats	frozen; excluding fillets, livers and roes HS 0303.53	10 458 590

Exports - Top 10 Products (Value)


			USD
1 st	Flat fish	fresh or chilled; excluding fillets, livers and roes HS 0302.29	9 303 950
2 nd	Tilapias	fresh or chilled; excluding fillets, livers and roes HS 0302.71	8 606 240
3 rd	Lobsters	frozen HS 0306.12	7 023 470
4 th	Fish, other than species in 0302	fresh or chilled; excluding fillets, livers and roes HS 0302.89	5 458 220
5 th	Shrimps, prawns	prepared or preserved, in airtight containers HS 1605.29	2 759 340
6 th	Fish, other than species in 0303	frozen; excluding fillets, livers and roes HS 0303.89	1 785 560
7 th	Crustaceans	frozen; includes derivative flours, meals and pellets HS 0306.19	720 980
8 th	Octopus	dried, smoked, salted or in brine HS 0307.59	559 220
9 th	Rock lobster, other sea crawfish	frozen HS 0306.11	503 560
10 th	Fish, other than species in 0305	salted or in brine, not dried or smoked HS 0305.69	284 600

Established in 1984, GLOBEFISH is a multi-donor funded project in the Fisheries Division of the Food and Agriculture Organization of the United Nations (FAO), responsible for providing up-to-date market and trade information on fish and fish products.

[Visit our website](#)

[Subscribe to our newsletter](#) or [email us](#)

Recent Publications



[Globefish Highlights](#)

Our flagship publication, focused on prices and analysis of market trends covering a variety of major commodities. Released quarterly.



[Chinese Fish Price Report](#)

Comprehensive coverage of Chinese price trends, market information for commercially significant species, along with industry news and policy updates. Released quarterly.



[European Price Report](#)

Market and price analysis for fish and fish products in the European market. Released monthly.



This is the second edition of the GLOBEFISH Market Profiles produced for this country, and was made at the beginning of 2023.

These profiles are based on nationally reported data or information published by international agencies. As the profile is intended to reflect the most up to date information available, reporting years may vary between sections and commodities.

The designations employed and the presentation of material in this information product do not imply the expression of any opinion whatsoever on the part of FAO concerning the legal or constitutional status of any country, territory or sea area, or the delimitation of frontiers or boundaries.

The data herein presented is compiled by FAO staff at the time of its production, "as is" and "as available", and every effort is made to ensure, but not guarantee, their timeliness, accuracy and completeness. FAO assumes no responsibility for errors and omissions in the data provided. Users are, however, kindly asked to report any errors or deficiencies in this product to FAO GLOBEFISH (globefish@fao.org).

Please note

Re-exports and re-imports are not included. The term N/A has been used to indicate that information was not found in the indicated sources. The classification of fish and fish products as either processed or unprocessed is very broad and is intended for indicative purposes only.

[HS codes for fish and fish products](#)

International trade codes for fish and fish products in a user friendly format.



Sources and time periods:

-Fishing and aquaculture production (2020):
FAO's [Global Fishery and Aquaculture Production Statistics](#)

-Fish available for consumption (2017):
FAO's [Fishery and Aquaculture Statistics 2019](#)

-Population (2020), GDP Growth (2016-2020), GDP per Capita (2020):
IMF's [World Economic Outlook Databases](#)

-Imports, Exports and Share of Trade (2020):
FAO's [Global Fishery and Aquaculture Commodities Statistics](#)

-GDP, GDP from fisheries, GDP from agriculture (2020):
World Bank's [World Development Indicators](#),
OECD's [National Accounts Statistics](#) or
UNSD's [National Accounts](#)

-Ease of doing business (2020):
World Bank's [Ease of Doing Business](#) ranking

-Length of Coastline, Exclusive Economic Zone, Exclusive Fishing Zone (2003):
UNEP's [Global Environment Outlook](#)

[GLOBEFISH](#)

Explore more market information on the GLOBEFISH website



[European Price Dashboard](#)

Hundreds of prices, updated every Monday

