



Food and Agriculture
Organization of the
United Nations

EUROPEAN PRICE REPORT



Issue 2/2018 February 2018

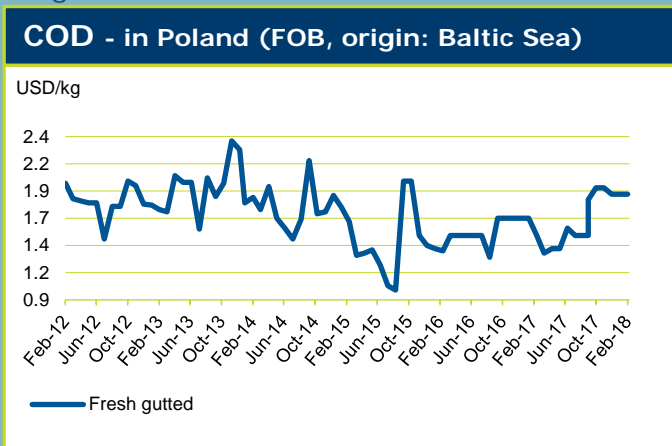
Latest trends

During January, all fish trade was directed towards China to meet strong demand in the lead up to the Chinese New Year. This caused prices to increase to levels that European traders were unwilling to pay. In mid-February, however, the focus is slowly shifting back towards to the core European markets for the Lent season, which started on 14 February. This is still one of the most important periods of fish consumption in Catholic countries and demand should pick up as a result, especially for traditional fish species such as cod and herring.

GROUND FISH

In the market for wet-salted cod fillets from frozen raw material (*Gadus macrocephalus*), there is still pressure on the raw material side. Prices are increasing, as substitute products are not easy to find. For wet-salted cod fillets (*Gadus morhua*) from fresh raw material of Faroese and Icelandic origin, there is also very little supply available. In Iceland, reduced stocks are selling at high prices.

Meanwhile, in Poland, demand for cod is very limited at present, translating into lower price levels. Demand is expected to increase over the coming months.



Index for prices

Groundfish	7
Flatfish	8
Tuna	10
Small Pelagics	10
Cephalopods	11
Crustaceans	15
Bivalves	18
Salmon	19
Trout	20
Freshwater fish	21
Non Traditional Species	22
Seabass-Seabream-Meagre	23

The European Fish Price Report, based on information supplied by industry correspondents, aims to provide guidance on broad price trends. Price information is indicative and should be used only for forecasting medium- and long-term trends. FAO is not responsible for any errors or omissions.



TUNA - BILLFISHES

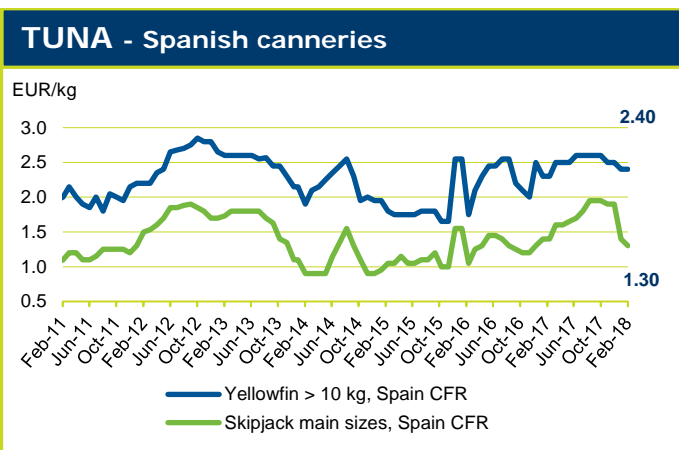
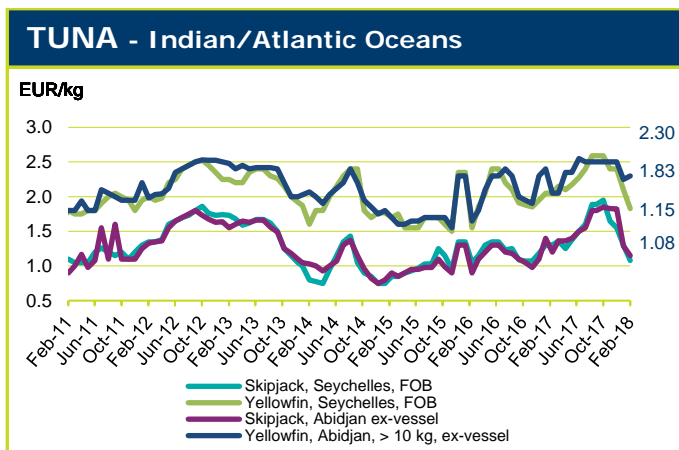
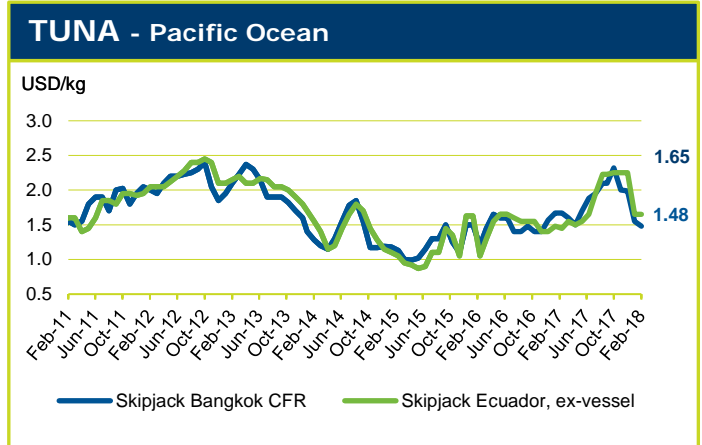
Catch rates in the Western and Central Pacific have improved and are now moderate-to-good, while raw material inventories at Thai canneries remain at a healthy level. Carrier landings in Thailand have been high and, as a result, skipjack prices continue to fall.

Fishing in the Indian Ocean is also moderate-to-good and raw material inventories at local canneries remain healthy. With the improved catches, carrier transshipment activities are increasing and cargoes are being diverted to both Ecuador and Thailand. Skipjack and yellowfin prices are still dropping.

The second 2-month IATTC 'veda' fishing closures period in the Eastern Pacific ended on 19 January, 2018 but fishing remains poor. Raw material inventories at local canneries are low even though raw material supplies continue to be supplemented by carriers arriving from the Indian Ocean and the Western and Central Pacific. Both skipjack and yellowfin prices are holding firm and are substantially higher than the prevailing world prices for both species.

The annual 2-month FAD (fish aggregating devices) closure in the Atlantic Ocean is currently in effect and ending on 28 February, 2018. Catches have been moderate for skipjack but poor for yellowfin. Raw material inventories at local canneries remain at moderate levels. Skipjack prices continue to decline while yellowfin prices have increased somewhat.

European prices for both skipjack and yellowfin have been falling, although the market price for cooked, double cleaned yellowfin loins has been rising due to the exhaustion of the 25 000 tonne duty-free quota since the first week of January.

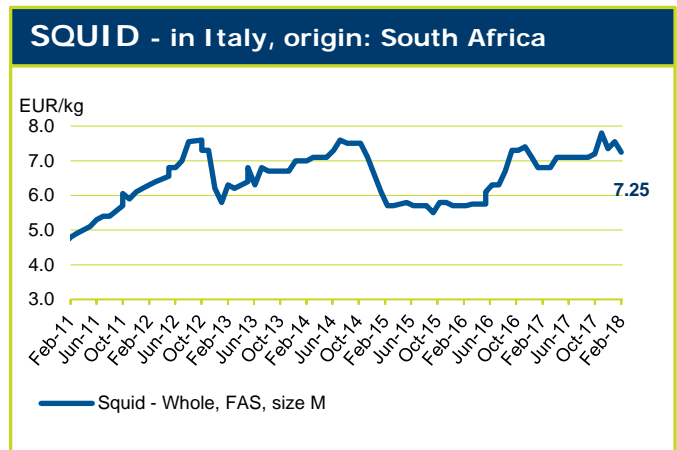


SMALL PELAGICS

Demand for herring and sprat is strong in Poland, which is pushing up prices despite good catches.

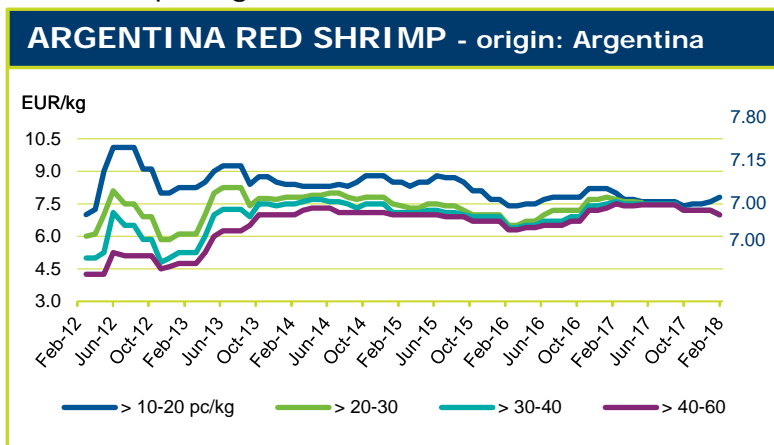
CEPHALOPODS

Average but steady demand for cuttlefish is reported from Europe, with prices slowly rising, while reports from Asian markets point to low demand and low prices for this species. Squid prices have fallen back from the sky-high levels reached in late 2017. Market development now once again depends on the start of the squid season in the South Western Atlantic, which will start in early March. The last few seasons have been disappointing, leading to a general supply crisis in the global market. A "normal" season would facilitate a return to a more stable balance between supply and demand for squid worldwide.



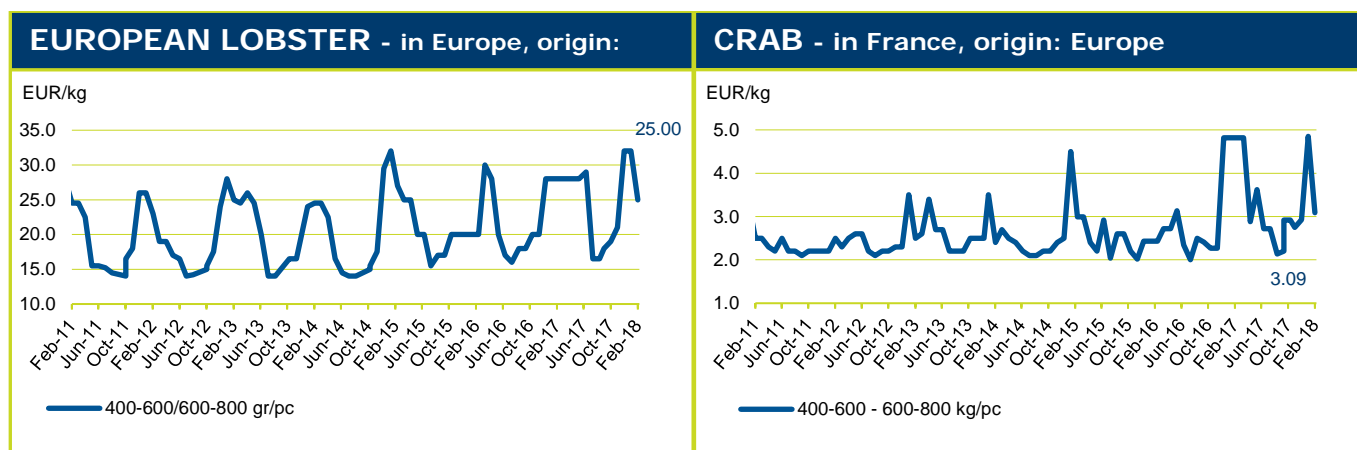
CRUSTACEANS

In Argentina, the fresh shrimp fishery at present resembles that of early 2017, although with a lower proportion of large-sized shrimp (10-20 count). The majority of these catches are being directed to the shrimp tail market for reprocessing in other countries. In Europe, inventories of these large shrimp are currently low and prices have started to move up for this size. For the smaller sizes, substantial arrivals of frozen-on-board shrimp have led to lower prices. The price differential between large and small sizes, which was almost zero last year, has risen to EUR 0.80 per kg.



OTHER CRUSTACEANS

Crab and lobster landing are traditionally much lower at this time of year. However, demand is currently very weak and prices have started to drop for both European lobster and for crab, a typical seasonal trend.

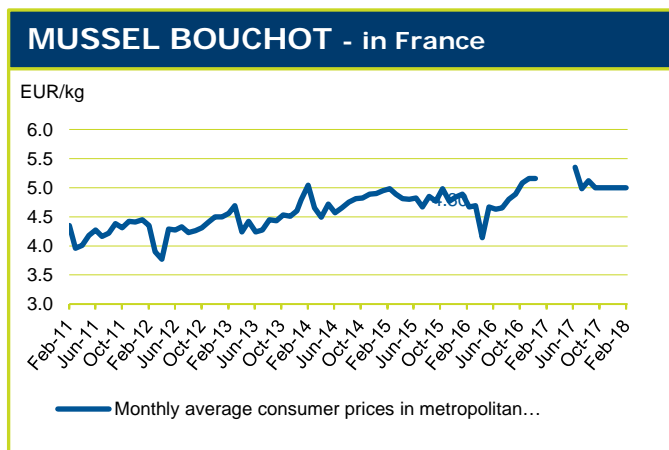


BIVALVES

There are now less French bouchot mussels on the market following the official ending of the Baie du Mont Saint Michel bouchot season on 19 January, 2017. The season opened on 24 July, 2017. Irish and Spanish rope as well as Dutch bottom mussels are more widely available as a result.

According to the oyster mortality monitoring bulletin from the French scientific institution IFREMER dated 18 December, 2017, the average cumulative mortality rate is 70% at the national level for seed oysters with high regional variation. Juvenile and adult oysters are reported as having much lower mortality rates (8% and 7.2% respectively).

Overall, according to the IFREMER monitoring programme, seed mortalities are a little above 2016 levels whereas juvenile and adult mortality rates are well below last year's levels. Summer oyster growth is reported to have been disappointing, leading to a shortage of large-sized oysters. There was a substantial 31% increase in the volume of oysters exported from France in 2017, due primarily to a doubling of exports to China and Hong Kong.

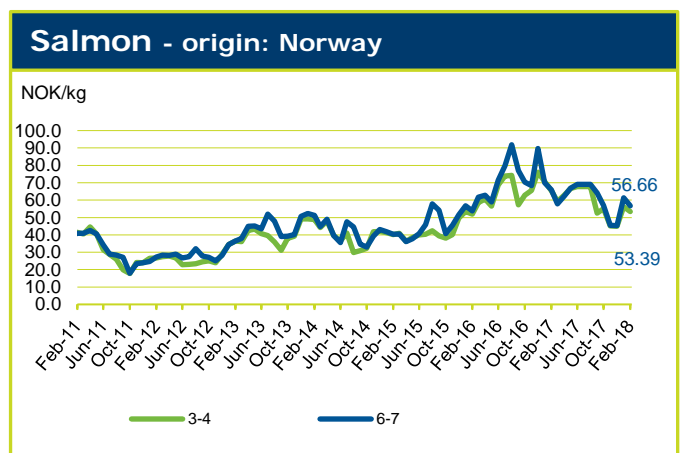


SALMON

A year after supply shortages sent farmed Atlantic salmon prices to record highs in Europe, the salmon market situation in early 2018 is significantly more stable. According to the Fish Pool Index, aggregate prices for Norwegian fresh whole farmed Atlantics as of week 6, 2018 were around 27% below the equivalent period in 2016 at NOK 51.81 per kg. This level is comparable with those seen in 2016, reflecting better supply availability for all sizes after a biomass growth spurt over the course of 2017 and high harvest volumes towards the end of the year. This supply increase is also translating into increased export volumes.

The latest figures from the Norwegian Seafood Council (NSC) for the month of January show a 23 percent increase in Norway's salmon exports in volume terms compared with January 2016, with export value approximately flat as a result of the lower price levels. Improving economic conditions across a range of global markets have kept underlying demand firm, in particular in the core EU market, which increased its share of Norwegian export volume in January compared with a year earlier. Scottish salmon producers, meanwhile, are beginning 2018 on the back of achieving the highest ever export value in 2017, a total of GBP 600 million. Although farms in Scotland have been facing sea lice issues, the industry has benefitted considerably from high prices and a weak British pound.

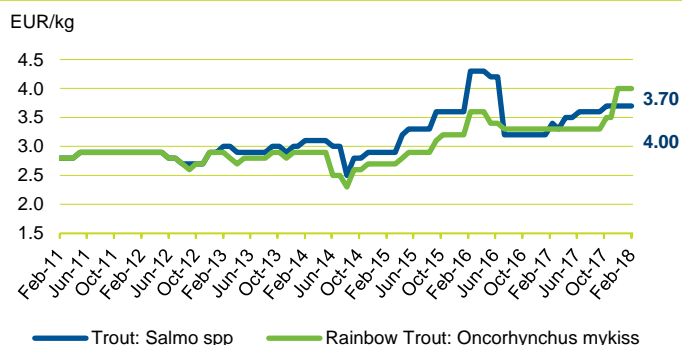
Biomasses at Norwegian farms were up 7% at the end of December, and the expectation is for continued supply growth this year. Fish Pool forward prices for the first 3 quarters of the year are holding steady at NOK 54.61, 53.50 and 52.85 per kg respectively, although the consensus price has been revised downwards for the last quarter of 2018 to NOK 54.89. Continued price stability at moderate levels should bring some relief to processors and other intermediaries, while improved economic conditions are expected to keep consumer demand firm.



TROUT

Prices for farmed Norwegian trout in early 2018 dropped below those of last year, to about NOK 55 per kg for fresh whole, but supply remains tight. Biomasses at farms as of December 2017 were some 10% higher year-on-year, but 2016 levels are an extremely low base for comparison. The latest NSC report shows an increase of 28 percent in Norwegian export volumes for the month of January, although the corresponding increase in export value was lower, at 7 percent. Norway's export markets for farmed trout are predominantly non-European, led in January by the USA, China and Canada.

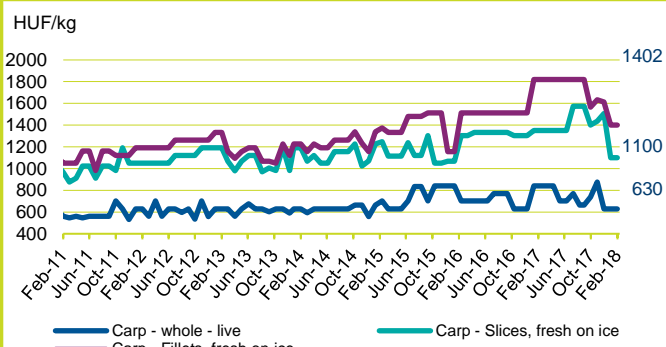
TROUT - Ex-farm prices in Italy



FRESHWATER FISH

Carp is in low demand, as is normally the case at this time of year. Supplies are also low but in most cases sufficient; producers and traders take advantage of this quiet period to conduct maintenance work in the carp ponds. Prices are reported to be stable. Demand for other freshwater species is also weak with limited arrivals, particularly in the case of tilapia from China, for which winter is the production off-season.

CARP - in Europe, origin: Hungary



SEABASS - SEABREAM - MEAGRE

Prices of bass and bream were stable in early February, except for restaurant sizes (300-450 g and 450-600 g) for which prices increased by 7% for bream and dropped by 2% for bass. In the medium term, rising production volumes in Greece and Turkey continue to threaten the stability of the bass and bream market. In the first half of 2017, it was the bream supply that was increasing relatively more quickly, but towards the end of the year, bass volumes have been catching up. The winter is typically a quiet period for both species, with prices expected to be lifted by strengthening demand as the summer approaches. Companies have made progress in marketing and demand should be supported by improved economic conditions in Europe and elsewhere, but surplus supply will exert considerable downward pressure on prices in the coming months. In other news, the outcome of the bidding process to acquire Greek aquaculture companies Nireus and Selonda should soon be known, with only three private equity investment firms left in the running.



Fish Species Trade Name	Product Form	Grading	Price per kg			Reference & Area	Origin
			As stated	EUR	USD		
GROUND FISH							February 2018
Cod/Cabillaud, Morue/ Bacalao <i>Gadus morhua</i>	Fresh gutted		1.41	1.76	-	Poland FOB	Baltic Sea
	IQF portion, single frozen	100-150 g/pc	7.30	9.08		Italy CIF	Iceland
	Fresh - fillet	50-100 g/pc	4.00	4.98		CPT	Denmark
		100-200	6.30	7.84	=		
		200-400	6.90	8.58			
	Fresh - Whole	1-2 kg/pc	6.10	7.59	+		
		2-4	6.09	7.58	-		
	Fresh gutted	2-3 kg/pc	6.27	7.80			
	Fresh - fillet	100-200 g/pc	6.22	7.74	+		Poland
		200-400	7.88	9.80	+		
	Fillet- IQF	500-1000g/pc	4.05	5.04		FCA	Spain
			4.30	5.35		CIF	
	Fillet - wet salted - 1st quality produced from fresh raw material	700-1000 g/pc	9.40	11.69	+	Italy DDP	Iceland
		Portion single frozen, 10% glaze	7.30	9.08		CIF	
	Stockfish	700 g/pc	23.00	28.61	=	DDP	Norway
60-80 g/pc		28.70	35.70	=	FCA		
Fillet - wet salted - 1st quality produced from frozen raw material	400-700 g/pc	8.80	10.95	+	Italy CIP	Denmark	
	Fillet- thawed	11.13	13.85	-			
H&G	1-2 lb/pc	3.75	4.68	+	Europe CIF	Alaska/USA	
	2-3	3.85	4.81				
	5-6	4.06	5.07				
	3-9	3.16	3.95				
Whole, longline		3.66	4.57				
		3.27	4.08				
Hake/Merlu/Merluza <i>Merluccius capensis</i>	Minced block		1.74	2.16	=	Namibia FOB for Spanish market	Namibia
	IQF portion, trapeze	90-110 g/pc	6.50	8.09		Italy CIF	
<i>Merluccius merluccius</i>	IQF	100-200 g/pc	6.20	7.71		Europe DDP	South Africa
	Fresh - whole	100-200 g/pc	4.69	5.83	+	Italy CPT	Croatia
		200-300	5.61	6.98	+		
<i>Merluccius productus</i>	Fresh - gutted	200-300 g/pc	5.50	6.84	=		
		300-400	6.53	8.12	-		
Fillet, PBO			2.16	2.70	=	Spain EXW	USA
	Minced block		1.40	1.75	=		
Alaska pollack/Lieu de l'Alaska/Colin de Alaska <i>Theragra chalcogramma</i>	H&G	>25	1.10	1.37		Russian Fed. wholesale Vladivostok	Russian Fed.
		>30	0.81	1.01			
		>25	1.33	1.28		wholesale Moscow	
Surimi (Alaska pollack)	Stick - Paprika	250 g/pc	2.51	3.12		France CFR	Spain
Hoki <i>Macrurus magellanicus</i>	H&G	100-300 g/pc	1.63	2.03		Spain FOB	
		300-500	1.63	2.03			
		500-900	1.63	2.03			
Haddock/Eglefin/Eglofino <i>Melanogrammus aeglefinus</i>	H&G	< 0.8 kg/pc	no quotation			Sweden FCA	Norway
Ling/Lingue franche/ Maruca <i>Molva molva</i>	Fillet - wet salted Produced from fresh raw material 1st quality	1-1.5 kg/pc	6.00	7.46	+	Italy DDP	Faeroe Islands



Fish Species Trade Name	Product Form	Grading	Price per kg		Reference & Area	Origin
			As stated	EUR USD		
GROUND FISH (cont.)						February 2018
Monkfish/Baudroie/ Rape <i>Lophius spp.</i>	Fresh - Tail	< 0.3 kg/pc	9.54	11.87 -	Italy CPT	UK
		0.3-0.5	10.80	13.44 -		
0.5-1		11.12	13.83 -			
1-2		11.45	14.24 -			
> 2		12.59	15.66 -			
Fresh - whole	0.5-1 kg/pc	5.72	7.12 -	FCA	France	
	1-2	6.23	7.75 -			
John Dory/ Saint Pierre Pez de San Pedro <i>Zeus faber</i>	Frozen skin-on PBO, chemical free, 100% net weight, IQF,Bulk, frozen weight +count	60-100 g/pc	7.52	9.40	Germany CFR	China
		100-150	0.80	1.00		
		150-200	8.40	10.50		
		200-300	8.80	11.00		
Fresh whole	1-2 kg/pc	15.50	19.28 -	France wholesale	France	
	2-3	16.50	20.53 -			
Fresh - gutted	600-800 g/pc 800-1000 1000-2000	600-800 g/pc	9.90	12.32	Italy CPT	Senegal
		800-1000	10.22	12.71 -		
		1000-2000	10.21	12.70 -		
Fresh- whole	600-800 g/pc 800-1000 1000-2000	600-800 g/pc	8.75	10.89 -	FCA	Spain
		800-1000	10.50	13.06 -		
		1000-2000	10.50	13.06 -		
Sand steenbras/□ Marbré/ Herrera <i>Lithognathus mormyrus</i>	Fresh	300-500 g/pc	8.84	11.00 +	Morocco	
		500/700	8.85	11.01 -		
		700/1000	8.90	11.07 -		
		Mixed	8.77	10.91		
FLATFISH						February 2018
Turbot/Rodaballo <i>Psetta maxima</i>	Fresh - whole farmed	0.5-1 kg/pc	8.00	9.95	Spain CIF	Spain
		1-2	8.60	10.70		
		2-3	8.90	11.07		
		3-4	10.15	12.63		
	Fresh - whole wild	< 0.5 kg/pc	9.10	11.32	Netherlands	
		0.4-0.6	3.90	4.85		
		0.5-0.8	15.98	19.88		
		0.5-1	11.85	14.74		
		0.8-1	12.70	15.80		
		1-2	15.35	19.10		
		2-3	15.40	19.16		
		3-4	21.00	26.12		
	Fresh - whole farmed	0.4-0.6 kg/pc	8.53	10.61	Italy CPT	Spain/Portugal
0.6- 0.8		8.12	10.10 -			
0.8-1		8.39	10.44 +			
1-1.5		8.39	10.44 +			
1.5-2		8.53	10.61 +			
2-2.5		8.90	11.07 +			
2.5-3		8.90	11.07			
3-4	10.15	12.63				



Fish Species Trade Name	Product Form	Grading	Price per kg		Reference & Area	Origin
			As stated	EUR USD		
FLATFISH (cont.)						February 2018
	Fresh - whole wild	0.5-1 kg/pc 0.7-1 1-2 2-3 3-4 > 4	8.90 10.35 12.08 12.25 16.95 26.00	11.07 12.88 + 15.03 + 15.24 - 21.09 - 32.34	Italy CPT	Netherlands
	Fresh - gutted	0.7-1kg/pc 1-2	9.38 13.47	11.67 16.76		
Sole/Sole/ Lenguado <i>Solea vulgaris</i>	Fresh - whole wild	< 175 g/pc 170-200 200-300 200-250 300-500 400-500 500-600	13.15 13.95 15.15 17.45 17.25 18.70 20.25	10.80 17.35 18.85 21.71 21.46 23.26 25.19	Spain CIF	Netherlands
	Fresh - whole wild	200-300 g/pc 300-400 No. 3 No. 4 No. 5	21.60 24.70 14.93 11.50 6.20	26.87 30.73 18.57 14.31 7.71		
	Fresh - whole	No. 2 No. 3 No. 4	15.23 13.88 14.75	18.95 - 17.27 + 18.35 +	Italy CPT	Netherlands
	Fresh - gutted	No. 2 No. 3 No. 4 No. 5	16.15 14.58 13.25 9.75	20.09 - 18.14 + 16.48 + 12.13 -		
Sole/Sole/ Lenguado <i>Solea vulgaris</i>	Fresh - whole	No. 2 No. 3 No. 4	14.91 14.15 9.92	18.55 17.60 12.34	Italy CIF	Netherlands
European plaice/ Plie d'Europe/ Solla europea <i>Pleuronectes platessa</i>	Fresh - whole	300-400 g/pc 400-600 > 600	3.80 3.90 4.15	4.73 4.85 5.16	Spain CIF	
	IQF, white skin-on, 25% glaze	No. 2	3.60	4.48	Netherlands FOB for Italian market	
	IQF skin-off, 25% glaze		4.00	4.98		
European Flounder/ Flet d'Europe/ Platija europea <i>Platichthys flesus</i>	Fresh - fillets skin-on skinless whole	Large Large	3.75 5.75 2.19	4.67 7.15 2.72	Italy CPT	Denmark
			1.51 1.68	1.88 2.09 +		
<i>Scophthalmus rhombus</i>	Fresh, whole	500-1000g/pc 1000-2000	7.88 10.48	9.80 + 13.04 +	FCA CPT	Netherlands
	Fresh, gutted	500-1000g/pc 1000-2000	8.62 14.39	10.72 17.90		
Yellowtail flounder/ Limande à queue jaune/ Limanda <i>Limanda ferruginea</i>	Frozen- whole H&G	Large	1.95 1.60	2.43 1.99 *	Europe CIF	North Atlantic Canada
Common dab/ Limande/ Limanda <i>Limanda limanda</i>	Frozen- whole	Small Large	2.12 2.47	2.65 3.09		
Greenland Halibut/ Reinhardtius hippoglossoides	Fillet - skinoff, boneless, blockfrozen		No quotations		Denmark FOB	Greenland



Fish Species Trade Name	Product Form	Grading	Price per kg		Reference & Area	Origin
			As stated	EUR USD		
TUNAS/BILLFISHES						
						February 2018
Tuna/Thon/Atún <i>Thunnus spp.</i>	Skipjack - whole		1.18	1.48 -	Bangkok CFR	Western/Central Pacific Ocean
	Skipjack - whole		1.32	1.65 =	Ecuador	Eastern Tropical Pacific Ocean
	Yellowfin - whole		1.80	2.25 +	ex-vessel	Pacific Ocean
	Skipjack - whole		1.08	1.34 -	Seychelles	Indian Ocean
	Yellowfin - whole		1.83	2.27 -	FOB	
	Skipjack - whole		1.15	1.43 -	Abidjan	Atlantic Ocean
	Yellowfin - whole	> 10 kg	2.30	2.86 +	ex-vessel	
	Skipjack - whole	1.8-3.4 kg/pc	1.30	1.62 -	Spain CFR	Various origins
	Yellowfin - whole	> 10 kg	2.40	2.99 =		
	Skipjack - cooked & cleaned loins - vacuum packed	double cleaned	6.00	7.50 +	Italy DDP	Solomon Islands
	Yellowfin - cooked & cleaned loins - vacuum packed	double cleaned	6.44	8.05 +		Kenya/Mauritius/Solomon Is.
	Skipjack	> 1.8 kg/pc	1.64	2.05	Tunisia CFR	Ivory Coast
			1.38	1.73		Ghana
	Yellowfin- whole	> 10 kg 3-10 kg/pc	2.60	3.23	Spain DAT	Atlantic Ocean
			1.77	2.20		
	Yellowfin- frozen loins		5.86	7.32	DDP	Eastern Pacific
	Skipjack - whole	> 3.5 kg	1.80	2.24	DAT	Atlantic Ocean
	Skipjack- frozen loins		6.77	8.42	DDP	Eastern Pacific
	Bigeye- frozen loins		5.68	7.10		
	Bigeye- whole	> 10 kg	2.23	2.77	DAT	Atlantic Ocean
Skipjack - whole		1.68	2.10	Europe CFR	Ecuador	
Yellowfin - pre-cooked loins	double cleaned	5.60	7.00			
	single cleaned	5.20	6.50			
Skipjack - pre-cooked loins		4.80	6.00			
Swordfish/Espadon/ Pez espada <i>Xiphias gladius</i>	Fresh- whole		14.20	17.67 =	France, wholesale	Atlantic
	Frozen- filet, vacuum		8.40	10.45		Spain
	Fresh - gutted	< 12 kg/pc	6.98	8.68	Italy FCA	
	Whole Mediterranean	13-18	8.13	10.11		
		19-25	8.00	9.95		
		26-35	7.95	9.89		
	Whole Atlantic	19-25	11.34	14.11 +		Morocco
		26-35	11.34	14.11 +		
		36-50	11.34	14.11 +		
		> 50	10.79	13.42 +		
SMALL PELAGICS						
						February 2018
Mackerel/Maquereau/ Caballa <i>Scomber scombrus</i>	Fresh - whole		2.85	3.55	Italy CPT	Belgium
			2.29	2.85 +		UK
			1.70	2.11		Croatia
			2.90	3.61		Norway
			2.53	3.15 -		France
			4-6 pc/kg	2.95	3.67 +	
	Fresh - Fillets butterfly cut		5.51	6.85 -		
		4.77	5.93 -			
Indian mackerel/ Maquereau des Indes Caballa de la India <i>Rastrelliger kanagurta</i>	Whole, IQF	1-6 pc/kg	0.88	1.10	Tanzania CIF	Yemen
	Whole, frozen block	8- 12	0.84	1.05 =		
		12- 14	0.76	0.95 +		
		4-6 pc/kg	1.08	1.35 *	Thailand CIF	



Fish Species Trade Name	Product Form	Grading	Price per kg		Reference & Area	Origin
			As stated	EUR USD		
SMALL PELAGICS (cont.)						February 2018
Mackerel/Maquereau/ Caballa <i>Scomber scombrus</i>	Whole	3-4 pc/kg	1.05	1.31	Spain FOB	Spain
Horse Mackerel/ Chincard/ Jurel <i>Trachurus spp</i>	Whole	> 24 cm/pc	1.23	1.53	Morocco FOB for European market	Morocco
Herring/Hareng/Arenque <i>Clupeidae</i>	Fresh - fillet		2.59	3.22 +	Italy CPT	Denmark
	Fresh - whole	250-300 g/pc > 350	0.72	0.90	Russian Fed. wholesale Moscow	Russian Fed.
		> 25	0.75	0.93		
		> 300	0.48	0.60	Russian Fed. wholesale Vladivostok	
		> 250	0.91	1.13		
	70-100 g/pc	0.42	0.53 +	Poland FOB	Baltic	
Sprat/Sprat/Espadín <i>Sprattus sprattus</i>	Fresh - whole		0.16	0.20 +		
Sardine/Sardine/ Sardina <i>Sardina pilchardus</i>	Fresh - whole		0.88	1.09	Italy CPT	Croatia
			1.25	1.56		Spain
			1.00	1.24		Italy
			1.95	2.43		France
			5.45	6.78 +		UK
	Fresh - fillet		3.60	4.48	FCA	Spain
			3.80	4.73		Croatia
		Whole, IQF, 3% glaze H& G	1.06	1.32		Italy
			5.98	7.44 -		CPT
CEPHALOPODS						February 2018
Squid/Encornet/Calamar <i>Loligo spp.</i>	Whole	S (< 18 cm)	6.40	7.96 -	Italy CIF	South Africa
		M (18-25)	7.25	9.02 -		
		L (25-30)	7.70	9.58 =		
		XL (>30)	7.70	9.58 =		
		S (< 18 cm)	5.80	7.22	Europe CFR	
		M (18-25)	7.20	8.96		
		L (25-30)	7.40	9.21		
		XL (>30)	7.40	9.21		
		S (< 18 cm)	7.20	8.96 -	Italy EXW	
		M (18-25)	7.80	9.70 -		
Frozen	11-14 cm	2.64	3.30	Europe CIF	USA	
whole, block frozen	< 5	4.80	6.00 -		India	
	6-15	5.12	6.40			
	10-40	3.64	4.55			
	> 40	3.16	3.95			
Whole	18-22 cm	7.65	9.52	Italy EXW	Falkland/ Malvinas Isl.	
	15-18	5.50	6.84			
	12-16	3.98	4.95 -			
Squid tentacles		15.45	19.22 -	CPT	Argentina	
Whole, thawed		5.36	6.67 =			



Fish Species Trade Name	Product Form	Grading	Price per kg		Reference & Area	Origin	
			As stated	EUR USD			
CEPHALOPODS (cont.)						February 2018	
<i>Loligo vulgaris</i>	Fresh - whole	100-300 g/pc	14.55	18.10	Italy FCA	Morocco	
		300-400	11.50	14.31			
		400-600	13.14	16.35 -			
		600-1000	13.50	16.79			
		< 100 g/pc	4.65	5.78	CPT	UK	
		100-300	6.57	8.17			
		300-500	7.55	9.39			
			10.00	12.44 -			
			100-200 g/pc	7.90	9.83 -		Croatia
		Whole, IWP, block	21-25 cm	9.90	12.32	CIF	Morocco
			9.50	11.82	FOB		
	16-20 cm		9.20	11.44	CIF		
			9.61	11.96		FOB	
	11-15 cm		8.60	10.70	FOB		
			8.20	10.20			
Whole, block	16-20 cm	9.00	11.20	CIF			
		7.90	9.83			FOB	
	21-25 cm	8.57	10.66	FOB			
		8.19	10.19				
6-10 cm		7.54	9.38	CIF			
		7.91	9.84				
Thawed	21-25 cm	9.74	12.12	CPT			
	11-25 cm	9.55	11.88				
	100-200 g/pc	8.00	9.95				
Squid/Encornet/Calamar <i>Loligo vulgaris</i>	Whole	2 small	6.00	7.46	Mauritania FOB for European market	Mauritania	
		3 small	5.80	7.22			
		4 small	4.50	5.60			
		small	7.00	8.71			
		medium	7.40	9.21			
		large	7.40	9.21			
	Fresh - whole	300-700 g/pc	13.25	16.48 -	Italy CPT	Portugal	
	<i>Loligo forbesi</i> <i>Loligo duvaucelli</i>	Whole block		4.12	5.15	Europe CIF	India
		Whole cleaned,	< 5	3.36	4.20	Germany CFR	
			< 10	4.48	5.60		
11-20			4.24	5.30			
	21-40	3.12	3.90				
Squid/Encornet/Calamar <i>Loligo chinensis</i>		< 3	3.72	4.65		China	
		3-6	3.04	3.80			
		6-10	2.64	3.30			
		10-15	2.32	2.90			
		15-20	2.00	2.50			
<i>Dosidicus gigas</i>	Raw fillet	2-4 kg/pc	0.79	0.99	Europe CFR	Chile	
			1.36	1.70		Peru	
	Raw tentacle	1-2, 2-3 kg/pc	0.79	0.99		Chile	
		< 1, 1-2	1.28	1.60		Peru	
		> 2	1.32	1.65			
	Raw wings whole without cartilage		0.48	0.60		Chile	
			1.00	1.25		Peru	
	Necks open with cartilage		0.52	0.65		Chile	
	Darum membraneless		1.28	1.60		Peru	
	Boiled wings - skin-on		4.80	6.00			
		1.84	2.30				



Fish Species Trade Name	Product Form	Grading	Price per kg		Reference & Area	Origin	
			As stated	EUR USD			
CEPHALOPODS (cont.)						February 2018	
Squid/Encornet/Calamar <i>Dosidicus gigas</i>	Squid rings - thawed		5.18	6.44 +	Italy CPT	Peru	
	Squid stripes - thawed		2.63	3.27 -			
	Squid tentacles		3.30	4.11 -			
Octopus/Poulpe/Pulpo <i>Octopus vulgaris</i>	Whole- FAS	T3	12.20	15.18	FOB CIF FOB CPT FCA Morocco FOB, for Spanish market Europe CFR Mauritania FOB Italy CPT FCA CPT FCA EXW France, wholesale	Morocco	
		T5	11.09	13.80			
	Whole, cleaned, thawed		12.37	15.39 -			
	Whole, thawed	T6	10.41	12.95 +			
		T5	11.42	14.21 +			
	Whole, bloc	T6	8.95	11.13 +			
		T7	9.21	11.46 +			
			7.71	9.59 -			
			7.40	9.21 -			
	Fresh	T1	12.00	14.93 +			
		T5	8.88	11.05			
		T6	8.42	10.47			
		T4	8.88	11.05			
	Whole - FAS	T1	14.25	17.73			
		T2	13.25	16.48			
	T3	12.25	15.24				
	T4	11.25	14.00				
	T5	10.50	13.06				
Sushi slice 100% net weight	7 g/pc		13.45	16.80	Europe CFR	Indonesia	
	9 g		13.45	16.80			
boiled cut 100% net weight			8.36	10.45			
Flower type 90% net weight	1-2 kg/pc		4.72	5.90	Mauritania FOB	Mauritania	
	>2		5.20	6.50			
Frozen in land, pots and glaciers, 1° and 2°	T3		11.37	14.20			
	T4		10.57	13.20			
	T5		9.69	12.10			
	T6		8.26	10.33			
	T7		8.01	10.01			
	T8		7.59	9.49			
FAS	T3		11.21	14.00			
	T4		10.41	13.00			
	T5		9.53	11.90			
	T6		8.10	10.13			
	T7		7.85	9.81			
	T8		7.43	9.29			
Octopus/Poulpe/Pulpo <i>Eledone moschata</i>	Fresh		4.19	5.21 +			Italy CPT
			3.45	4.29	FCA	France	
			4.20	5.22	CPT	Italy	
			3.30	4.11 -	FCA	Spain	
			12.13	15.09 -		Croatia	
		extra small medium		7.63	9.49 +		
				5.00	6.22 +		
	Frozen	80-120 g/pc		5.20	5.68	EXW	Tunisia
		50-80		5.86	5.90		
		< 50		5.85	6.07		
Fresh			8.50	10.57 =	France, wholesale	Europe	
Frozen			7.50	9.33 =			



Fish Species Trade Name	Product Form	Grading	Price per kg		Reference & Area	Origin		
			As stated	EUR USD				
CEPHALOPODS (cont.)						February 2018		
Cuttlefish/Seiche/ Sepia <i>Sepia spp.</i>	Whole, cleaned, IQF 20% glaze	< 10 pc/kg 11-20	5.20 5.20	6.50 6.50	Germany CFR	India		
	Fresh - whole	300-500 g/pc 200-300 500-1000	4.92 4.05 5.71	6.12 5.04 7.10 +	Italy CPT	France/UK		
	Fresh - whole, superior	300-500 g/pc 500-1000	6.97 7.00	8.67 8.71	CFR	Yemen		
	Frozen - whole	50-100 g/pc 100-200 200-300 300-500 400-600 600- 1000 500-1000 1000- 2000	4.05 3.91 3.91 3.94 3.91 3.91 4.12 3.91	5.06 4.88 - 4.88 - 4.92 4.88 - 4.88 - 5.15 4.88 -				
	Frozen at land - whole block	100-200 g/pc 200-300 >300	3.60 4.32 4.48	4.50 5.40 5.60			Vietnam CIF	
	FAS- whole block	200-300 g/pc 300-500 500-1000 1000- 2000	4.68 4.68 4.68 4.68	5.85 5.85 5.85 5.85				
	Frozen - whole	200- 300 g/pc 300- 500 500- 1000	4.56 4.56 4.56	5.70 + 5.70 + 5.70 +			Europe CIF	
		300-500 g/pc 500-1000 1000-2000	5.03 5.03 5.03	6.26 6.26 6.26			Italy CIF	Oman
	IQF, cleaned, 20% glaze	100-200 g/pc 200-300 300-400 400-600 600-800	7.40 7.40 7.40 7.40 7.40	9.21 - 9.21 + 9.21 - 9.21 + 9.21 +			FOB	Morocco
	Frozen, whole block	< 10 pc/kg 11-20	4.56 4.28	5.70 5.35			Europe CIF	India
	Frozen, whole block, cleaned		5.00 5.98	6.25 7.47				
	Whole, cleaned, 5*4 kg block 10% glaze	5-7 pc/kg 8-12 13-20	6.32 5.04 4.36	7.90 + 6.30 + 5.45			CFR	
	Whole, cleaned, 10kg pack 25% glaze, IQF	5-7 pc/kg 8-12	5.40 4.72	6.75 = 5.90 =				
	Fresh- whole, cleaned		13.50 13.50	16.79 = 16.79 =	France wholesale	France Europe		
	Frozen, whole		3.20	3.98 =				
	Frozen, slices		9.00	11.20 =				



Fish Species Trade Name	Product Form	Grading	Price per kg		Reference & Area	Origin	
			As stated	EUR USD			
CRUSTACEANS						February 2018	
Whiteleg shrimp/ Crevette pattes blanches/Camarón patiblanco <i>Penaeus vannamei</i>	PD, chemical treatment 100% net weight treated with non-phosphate	31-40 pc/lb	8.24	10.30	Europe CFR	Indonesia	
		41-50	7.80	9.75			
		51-60	7.44	9.30			
		61-70	7.12	8.90			
		71-90	6.88	8.60			
	91-120	6.56	8.20				
PUDT, 6*2 block, 100% net weight	51-60 pc/kg 61- 70 71- 90	51-60 pc/kg	7.28	9.10 +	India		
		61- 70	7.00	8.75 +			
		71- 90	6.76	8.45 +			
PD, 6*2 block, 100% net weight	31-40 pc/lb 41-50 51- 60 61- 70	31-40 pc/lb	7.44	9.30			
		41-50	6.80	8.50			
		51- 60	8.16	10.20			
		61- 70	7.52	9.40			
PD, IQF 20 % glaze, treated	26 – 30 pc/ lb 31 – 40 41 – 50 51 – 60 61 - 70	26 – 30 pc/ lb	9.21	11.50	Germany CFR		
		31 – 40	8.80	11.00			
		41 – 50	7.92	9.90			
		51 – 60	7.48	9.35			
		61 - 70	7.12	8.90			
PD, cooked, IQF, 20 % glaze	60 – 80 pc/ lb	5.92	7.40	Vietnam			
Whiteleg shrimp/ Crevette pattes blanches/Camarón patiblanco <i>Penaeus vannamei</i>	Head-on, Shell-on	30-40 pc/kg	9.10	8.75	South/Central America CIF for European main ports	Central America	
		40-50	5.68	7.10			
		50-60	7.20	6.35			
		60-70	6.80	6.10			
		70-80	6.30	5.85			
		80-100	4.56	5.70			
		> 100	3.92	4.90			
Giant river prawn/ Bouquet géant/ Langostino de río <i>Macrobrachium rosenbergii</i>	HLSO Easy peel, IQF, 25 % glaze, 75 % net weight	<5 pc/lb	8.80	11.00	Germany CFR	Bangladesh	
		6- 8	7.36	9.20			
		8- 12	6.72	8.40			
		13- 15	6.44	8.05			
Argentine red shrimp/ Salicoque rouge/ d'Argentine/Camarón langostín argentino <i>Pleoticus muelleri</i>	Head-on, shell-on	10-20 pc/kg	7.80	9.70 +	Spain EXW	Argentina	
		20-30	7.15	8.89 -			
		30-40	7.00	8.71 -			
		40-60	7.00	8.71 -			
	Headless, IQF	10-20 pc/kg 20-30 21-25 31-40	10-20 pc/kg	4.98	6.22		Europe CIF
			20-30	5.05	6.31		
			21-25	5.00	6.25		
			31-40	4.92	6.15		
			35-55 pc/kg	6.40	8.00		
Tails	25-55 pc/kg	25-55 pc/kg	6.60	8.25			
		4.99	6.24				
Brown shrimp/ Crevette grise du Sud/ Camarón café sureño <i>Penaeus subtilis</i>	HLSO	7-12 pc/lb	20.82	26.01	Ecuador		
Scarlet shrimp/ Gambon écarlate/ Gamba carabinero <i>Plesiopenaeus edwardsianus</i>	Head-on, shell-on	8-12 pc/lb	24.64	30.78	Suriname		
		30-40	13.88	17.34			



Fish Species Trade Name	Product Form	Grading	Price per kg			Reference & Area	Origin		
			As stated	EUR	USD				
CRUSTACEANS (cont.)									
February 2018									
Black tiger/Crevette tigrée/Camarón tigre <i>Penaeus monodon</i>	Headless 30% glaze, IQF	8-12 pc/lb	10.65	13.30		Russian Fed. CFR	Bangladesh		
		13-15	8.64	10.80					
		16-20	8.52	10.65					
		21-25	9.45	11.80 +					
		26-30	8.80	11.00 +					
	Headless, shell-on, block frozen	13-15 pc/kg	9.77	12.20		Europe CFR	Belgium		
		16-20	9.77	8.40					
		21-30	6.72	7.10					
		26-30	5.68	7.50					
		31-40	6.00	7.10					
	HOSO, net weight, net count block frozen	10-20 pc/kg	12.81	16.00			India		
		20-30	8.80	11.00					
Deep-water rose shrimp/ Crevette rose du large/ Gamba de altura/ Parapenaeus longirostris	Fresh - Peeled tail	Mixed	10.50	11.74		Italy CPT	Italy		
			9.30	11.57	-				
	Peeled, 25% glaze, IQF	160-180 pc/kg 220-280	9.60	11.94				Croatia	
			8.88	11.05					Tunisia
Farmed, organic, cooked	20-30 pc/kg 30-40 40-50	26.00	32.34	=	France, wholesale	Madagascar			
		22.00	27.37	=					
		16.50	20.53	=					
Farmed, cooked	40-50	15.50	19.28	=					
Fresh, organic, shell-on	32-34 pc/kg	28.00	34.83	=					
Northern prawn/ Crevette nordique/ Camarón norteño <i>Pandalus borealis</i>	Fresh	90-120	24.85	30.91	Spain CIF	Denmark			
		100-200	33.10	41.18					
		150-250	16.50	20.53					
Common shrimp/ Crevette grise/Quisquilla <i>Crangon crangon</i>	Fresh, shell-on		44.70	55.61	France, wholesale	Netherlands			
		Head-on, shell-on	11.70	14.56					
	Fresh, shell-on	42-49 pc/kg	13.00	16.17			=		
	Frozen, cooked, wild		16.00	19.90	=	Europe/ Northern Europe			
Norway lobster/ Langoustine/Cigala <i>Nephrops norvegicus</i>	Fresh - Whole	5-16 pc/kg	28.00	34.83	Retail	France			
		16-20	24.00	29.86			+		
		20-30	18.00	22.39			+		
		30-40	14.50	18.04			=		
	Frozen- Whole, cooked	20-40	20.00	24.88	=	Europe			
	Fresh - Whole, raw, bulk		17.83	22.18	-				
	Fresh - Whole, cooked bulk		23.20	28.86	-				
Fresh - Whole 4X1.5 kg	3-5 pc/kg 4-7 6-9 8-12 11-15 16-20 20-30		na		Spain DDP	Netherlands			
		19.50	30.27						
		21.31	26.06						
		19.35	20.59						
		14.50	22.66						
		16.25	20.22						
		12.40	15.43						



Fish Species Trade Name	Product Form	Grading	Price per kg			Reference & Area	Origin	
			As stated	EUR	USD			
CRUSTACEANS (cont.)								
February 2018								
Norway lobster/ Langoustine/Cigala <i>Nephrops norvegicus</i>	Fresh - Whole, 4X1.5 kg Tails	31-40	10.50	13.06	Spain DDP	Netherlands		
		41-50	8.52	10.60				
		40-60	13.35	16.61				
	Whole	00 pc/kg	0	17.20	21.40	Spain CIF	Scotland	
			1	14.40	17.91			
			2	12.70	15.80			
				9.90	12.32			
		Fresh - whole	3 pc/kg	4	8.90			11.07
				5	6.70			8.33
				6.10	7.59			
		5-9 pc/kg	11-15	21.00	26.12		Netherlands	
			16-20	14.45	17.98			
			11.45	14.24				
20-30			8.64	10.75				
31-40			6.17	7.68				
Fresh - whole, head	6-9 pc/kg	41-50	5.81	7.23	Italy CPT	Denmark/ UK		
			24.73	30.76 -				
			15.36	19.11 -				
			9.51	11.83 -				
			7.91	9.84 -				
European lobster/ Homard européen/ Bogavante <i>Homarus gammarus</i>	Live - bulk	400-600 g/pc	25.00	31.10 -	France delivered to French vivier	Ireland		
		600-800	25.00	31.10 -				
	Fresh - whole	Large small	400-600 g/pc	27.50	34.21	Italy CPT	UK	
			600-800	29.49	36.69			
			800-1000	28.55	35.52 -			
			> 1kg	28.23	35.12 -			
				30.71	38.20 -			
American lobster/ Homard américain/ Bogavante americano <i>Homarus americanus</i>	Live hard shell	> 3000g	14.82	18.44 +	Canada FOB for European mkt	Canada		
		450-550 g	14.45	17.98 -				
	Live soft shell		14.34	17.84 -		USA		
			14.18	17.64 +				
	Popsicle	< 450 g/pc (canner size)	CAN 23.00	20.92 16.66	Europe CIF	Canada		
		> 450 (market size)	CAN 26.00	20.92 16.66				
	Whole cooked netted lobster	canners market		CAN 18.00			14.49 11.54	
				CAN 25.00			20.12 16.02	
	Live						9.71 12.13	
Caribbean spiny lobster/ Langouste blanche/ Langosta común del Caribe <i>Panulirus argus</i>	Tails	5-6 oz	27.35	34.17	Europe CIF	Nicaragua		
		7-9 oz	26.91	33.62				
		10-24 oz	25.15	31.42				
	Whole, raw Cooked		13.61	17.00				
		15.21	19.00					
Scalloped spiny lobster/ Langouste festonnée/ Langosta festoneada <i>Panulirus homarus</i>	Whole	100-200g	10.41	13.00	Taiwan CIF	Yemen		
		200-300	12.81	16.00				
		> 300	14.41	18.00				



Fish Species Trade Name	Product Form	Grading	Price per kg		Reference & Area	Origin
			As stated	EUR USD		
CRUSTACEANS (cont.)						February 2018
Edible crab/Tourteau/ Buey de mar <i>Cancer pagurus</i>	Live, bulk	T2 (13-16 cm)	3.09	3.84 -	France Auction	France
		500-700g	6.80	8.46		
		> 1kg	7.20	8.96		
Spinous spider crab/ Araignée européenne/ Centolla europea/ Maja squinado	Fresh - female		5.30	6.59	Italy CPT	UK
		male	4.50	5.60		
		female	4.70	5.85 -		
		male	4.24	5.27 -		
		Fresh-female	3.68	4.58		
	male	3.75	4.67			
Snow crab/ crabe des neiges/ Cangrejo de las neiges <i>Chionoecetes opilio</i>	Frozen- meat		13.61	17.00	Europe CIF	Chile
BIVALVES						February 2018
Oyster/Huître/Ostra <i>Crassostrea gigas</i>	Live	No. 3	4.60	5.72 =	France prod. Price/ average export price	Ireland/France
		60-100 g/pc	17.50	21.77	Spain CIF	Netherlands
		95-110 g/pc	17.65	21.96		Italy
		>130	14.62	18.19		Netherlands
Mussel/Moule/Mejillón <i>Mytilus edulis</i> <i>Mytilus galloprovincialis</i>	Live - Bottom mussel	Bulk	2.10	2.61 =	France wholesale	France
			1.80	2.24 =		Netherlands
	Live - Rope	60-80 pc/kg	2.00	2.49 =	Spanish market EXW	Spain
			no quotation			
			no quotation			
Fresh - whole	20-25 pc/kg 25-30 30-40 40-70	1.92	2.39	Italy CPT	Italy	
		1.40	1.74 =	FCA	Spain	
Mussel/Moule/Mejillón <i>Mytilus galloprovincialis</i>	Fresh - whole skin-packed		1.40	1.74 =	Italy CPT	Spain
			2.15	2.67 =	FCA	
			2.15	2.67	CPT	
	IQF - shell-off, 7% glaze	200-300 pc/kg	2.90	3.61	CIF	Chile
Mussel/Moule/Mejillón <i>Mytilus chilensis</i>	Cooked mussel meat IQF	100-200 pc/kg 200-300 300-500	2.68	3.35	France CIF	
			2.40	3.00		
			2.16	2.70		
Mussel/Moule/Mejillón <i>Mytilus chilensis</i>	IQF mussel meat Whole, Vacuum Packed with Sauces Vacuum Packed without Sauces IQF Half Shell Mussels		2.34	2.92	Europe CFR	Chile
			2.54	3.17		
			1.78	2.23		
			3.19	3.98		
Razor shell/Couteau/ Navajas - Solenidae	Fresh	S	7.50	9.33	Spain CIF	Ireland
		M	8.60	10.70		
		L	10.25	12.75		
	Live	10-12 cm/pc	3.80	4.73		Netherlands
Scallops		10-20	15.29	19.10	Europe CIF	US
		20-30	13.94	17.42		



Fish Species Trade Name	Product Form	Grading	Price per kg			Reference & Area	Origin
			As stated	EUR	USD		
BIVALVES (cont.)							February 2018
Great atlantic scallop/ Coquille-St- Jacques/ Vieira <i>Pecten maximus</i>	Fresh whole shell, roe-on		4.10	5.10	-	France wholesale	France
	Fresh whole shell, roe-off		4.00	4.98	-		Retail
	Fresh, meat, roe-on		23.50	29.23	-		
	Frozen, meat, roe-on		27.00	33.59	+		
	Frozen, meat, roe-off		26.00	32.34	=		
	Fresh, whole shell, bulk, roe-on		42.67	53.08	+		
Fresh, whole shell, bulk, roe-off		6.98	8.68	-			
Lyrate hard clam/ cythérée lyre <i>Meretrix lyrata</i>			1.24	1.55		Europe CIF	Vietnam
	Cooked		1.24	1.55			
	IQF		1.24	1.55			
Asiatic hard clam/ Cythérée commune <i>Meretrix Meretrix</i>		40-80	1.95	2.43			Thailand
Hard clam/ Praire Chirla mercenaria <i>Mercenaria mercenaria</i>			10.00	12.44	=	France wholesale	France
Japanese carpet shell Palourde japonaise/ almeja japonesa <i>Venerupis philippinarum</i>		Large	11.00	13.68	=		
SALMON							February 2018
Atlantic salmon/ Saumon de l'Atlantique/ Salmón del Atlántico <i>Salmo salar</i>	Fresh - gutted, head-on	2-3 kg/pc	6.50	8.09	=	France wholesale	Norway
		3-4	6.80	8.46	=		
		4-5	7.20	8.96	=		
		5-6	7.20	8.96	=		
		6-7	7.50	9.33	=		
	Superior quality	2-3 kg/pc	6.50	8.09	=	Scotland	
	10.70	13.31	=				
	Smoked- Fillet, vaccuum reconstituted sides	1-2 kg/pc	25.50	31.72	=		
	Fresh- Fillet	3-4 kg/pc	12.50	15.55	=	Norway	
	Smoked- Fillet, vaccuum reconstituted sides	1-2 kg/pc	23.50	29.23	=		
	Fresh - gutted, head-on, Superior quality	2-3 kg/pc	11.35	14.12		Spain CIF	Scotland
		3-4	11.35	14.12			
		4-5	11.35	14.12			
5-6		11.35	14.12				
6-7		11.35	14.12				
Fresh - gutted, head-on	1-2 kg/pc	NOK 41.26	4.24	5.30	+	Norway FOB	Norway
	2-3	NOK 45.50	4.67	5.85	-		
	3-4	NOK 51.55	5.30	6.63	-		
	4-5	NOK 53.39	5.48	6.86	-		
	5-6	NOK 55.10	5.66	7.08	-		
	6-7	NOK 56.66	5.82	7.28	-		
	7-8	NOK 56.40	5.79	7.25	-		
	8-9	NOK 57.06	5.86	7.33	-		
	> 9	NOK 58.35	5.99	7.50	-		



Fish Species Trade Name	Product Form	Grading	Price per kg			Reference & Area	Origin
			As stated	EUR	USD		
SALMON (cont.)							February 2018
	Fresh	3-4 kg/pc	6.90	8.58		Spain CFR	
	gutted, head-on	4-5 kg/pc	5.85	7.28		Tunisia CFR	
		5-6	7.85	9.77			
	IQF - salmon slices		9.73	12.10		Europe CFR	Norway
	Fresh - salmon cubes 8x8x8		9.73	12.10			
Atlantic salmon/ Saumon de l'Atlantique/ Salmón del Atlántico <i>Salmo salar</i>	Fresh - Whole - Superior	2-3 kg/pc	5.14	6.39 +		Italy DDP	Norway
		3-4	5.62	6.99 +			
		4-5	5.79	7.20 +			
		5-6	5.59	6.95 +			
		6-7	6.12	7.61 +			
		7-8	6.08	7.56 +			
		8-9	6.10	7.59 +			
		9-10	6.14	7.64 +			
		Fresh- Whole	3-4	5.42	6.74 +		
		4-5	5.59	6.95 +			
		5-6	5.74	7.14 +			
		Fillet, cooked		5.09	6.33	FCA	Italy
		IQF portion, 10% glazing	100-150 g/pc	9.10	11.32		Denmark
		Head-on, gutted, grade 1	6-7 kg/pc	5.08	6.32	Denmark DDP	Chile
		Fillet, interleaved	1-2 lb/pc	4.87	6.06		
		2-4	4.17	5.19			
	Fillet, VAC	1-2 lb/pc	6.10	7.59			
		3-4	6.15	7.65			
	Fillet, IQF	2-3 lb/pc	6.15	7.65			
		4-5	6.88	8.56			
	Bits and pieces		6.08	7.60	Europe CIF		
	scapped meat		4.40	5.50			
Pink salmon/ saumon rose/ Salmón rosado <i>Oncorhynchus gorbuscha</i>	green roe- Premium grade		26.03	32.52			USA
	green roe- Standard grade		11.47	14.33			
TROUT							February 2018
Trout/Truite/Trucha <i>Salmo trutta</i>	Whole, gutted, fresh on ice	0.25-0.4 kg/pc	HUF 1367	4.39	5.46	Hungary ex-farm	Hungary
	Fillet - farmed	200-400 g/pc		9.10	11.32	Italy ex-farm	Italy
	Fresh - farmed	500-700 g/pc		3.70	4.60		
Rainbow trout/ Truite arc-en-ciel/ Trucha arco iris <i>Oncorhynchus mykiss</i>	Fresh	300-400 g/pc		4.00	4.98 =	CPT	
	Gutted	150-300 g/pc		5.00	6.22 +		
		300-500 g/pc		5.00	6.22 =		
	Fresh- whole			5.20	6.47 =	France wholesale	France
	Fillet			6.80	8.46 =		
	Fillet, smoked			17.00	21.15 =		
	Whole, gutted, bulk			11.31	14.07 -	Retail	



Fish Species Trade Name	Product Form	Grading	Price per kg			Reference & Area	Origin
			As stated	EUR	USD		
FRESHWATER FISH							
February 2018							
Carp/Carpe/Carpa <i>Cyprinus spp.</i>	Live	1.2-5 kg/pc	HUF 547	1.76	2.19	Hungary ex farm EXW	Hungary
	Fresh, whole, gutted, head-off	0.7-4.5 kg/pc	HUF 1051	3.37	4.20		
	Fresh on ice - slices		HUF 1051	3.37	4.20		
	Fresh on ice - fillets		HUF 1402	4.50	5.60		
Crucian Carp/Carassin Carpín <i>Carassius carassius</i>	Live	0.45-0.9 kg/pc	HUF 392	1.26	1.57		
Grass Carp/ Carpe chinoise/Carpa China <i>Ctenopharyngodon idellus</i>	Live	0.8-3 kg/pc	HUF 701	2.25	2.80		
	Fresh, whole, gutted, head-off		HUF 1093	3.51	4.37		
Bighead carp/Carpe à grosse tête/Carpa capezona <i>Aristichthys nobilis</i>	Fresh gutted, head-off	0.7-5.0 kg/pc	HUF 752	2.41	3.01		
	Fresh on ice - slices		HUF 1052	3.38	4.20		
	Fresh on ice - fillets		HUF 1362	4.37	5.44		
	Live	1-5.5 kg/pc	HUF 420	1.35	1.68		
Nile perch/Perche du Nil/Perca del Nilo <i>Lates niloticus</i>	Fillet - skinless	300-500 g/pc		4.40	5.50	EU CFR	Uganda
	Interleaved, 100% net weight	500-1000		5.16	6.45		
	Fresh whole	200-400 g/pc		4.01	4.99	Italy FCA	Tanzania
	yellow	200-400 g/pc		4.14	5.15 +		
	red	200-400 g/pc		4.04	5.03 +		
	green	200-400 g/pc		4.00	4.98 +		
	Fresh fillet	200-400 g/pc		5.15	6.41		
	400-700		3.88	4.83			
Fillet - skinless, PBI, IWP	500-1000 g/pc		5.16	6.45	Spain CFR		
Pike perch/Sandre/ - Lucioperca <i>Sander lucioperca</i>	Fillet - skin-on- Wild		HUF 3858	12.38	15.42	Hungary EXW	Poland
	Fresh on ice- whole, gutted, head-on	0.27-0.85 kg/pc	HUF 2423	7.77	9.68		Hungary
Nile Tilapia/Tilapia du Nil/Tilapia del Nilo <i>Oreochromis niloticus</i>	Fillet - skinless, IQF, PBO non-treated, 10% glaze	5-7 oz/pc		3.85	4.00	Spain CFR	China
North African catfish/ Poisson chat nord- africaine/ pez gato <i>Clarias gariepinus</i>	Fresh - fillets skinless		HUF 1886	6.05	7.54	Hungary ex farm	Hungary
	Fresh - fillets skin-on		HUF 1566	5.02	6.26		
	Fresh, whole, gutted, head-off	0.6-1.5 kg/pc	HUF 1262	4.05	5.04		
	Fresh, whole, gutted, head-on	0.5- 2 kg/pc	HUF 665	2.13	2.66 *		
European catfish/ Silure glane/Siluro <i>Silurus glanis</i>	Live	0.8- 4 kg/pc	HUF 1682	5.40	6.72	Hungary ex farm	Hungary
		2.5-8	HUF 1928	6.19	7.71		
	Fresh on ice - slices		HUF 2408	7.73	9.62		
	Fresh on ice - fillets		HUF 1606	5.15	6.42		
Striped catfish/Silure requin/Tiburón pangasio <i>Pangasius hypophthalmus</i>	Fillet, thawed			3.35	4.17 +	Italy CIF CPT	Vietnam
	Fillet, IQF, white - 20% glaze	120-170 g/pc		2.02	2.51		
		170-220		2.02	2.51		
	Fillet, IQF, white - 5% glaze			3.09	3.84	Spain CFR	
	Fillet, IQF, white - 20% glaze	120-170-220		1.76	2.20		
	Fillet, 100% net weight, IQF	g/pc		2.00	2.50		
	Fillet, 100% net weight, interlvd			1.96	2.45		



Fish Species Trade Name	Product Form	Grading	Price per kg		Reference & Area	Origin	
			As stated	EUR USD			
NON-TRADITIONAL SPECIES							
						February 2018	
Sturgeon/Sturgeon/ Esturione <i>Acipenseridae</i> <i>A.baeri</i>	Frozen - Whole	1.5-2 kg/pc	5.00	6.22	France CIF	France	
	Gutted	5-7 kg/pc	6.50	8.09			
	Filletts	200-300 g/pc	11.50	14.31			
		800-1000	11.50	14.31			
Caviar (Aquitaine) metal boxes		9.50	11.82				
Ribbonfish <i>Trichiurus lepturus</i>	Whole, IWP	300-1500 g/pc	2.50	3.11	Europe CFR	Senegal	
		100-200 g/pc	2.80	3.50	Taiwan CIF	Yemen	
		200-300	2.80	3.50			
		300-500	2.80	3.50			
		500-700	2.80	3.50			
		700-1000	2.80	3.50			
European eel/ Anguille d'Europe/ Anguilla europea Anguilla anguilla	Smoked	Medium	38.00	47.27 =	France wholesale	Europe	
Spinycheek Grouper/ Mérrou Épineux/ Mero Espinudo <i>Epinephelus diacanthus</i>		1-2 kg/pc	6.77	8.42	Italy CPT	Oman	
Dusky grouper Mérrou noir/Mero moreno <i>Epinephelus marginatus</i>	H&G IWP, gutted	3-5 kg/pc	4.68	5.85 -	Europe CIF	Yemen	
		> 5	4.64	5.80 +			
		> 3 kg/pc	4.64	5.80 +			
White grouper/ Merou blanc/Cherna de ley <i>Epinephelus aeneus</i>	Whole, gutted	3-5 kg/pc	3.36	4.20			
		5-10	3.36	4.20			
		> 10	3.36	4.20			
			1- 2 kg/pc	9.33	11.65	Italy FCA	Mauritania
			2- 4	9.33	11.65 -		
			4- 7	11.90	12.64 +		
			7- 10	12.23	12.48 +		
Crimson jobfish Colas fil/Panchito hebra. <i>Pristipomoides filamentosus</i>	Whole, gutted	2- 3 kg/pc	2.76	3.45	Europe CIF	Yemen	
		3- 5	2.76	3.45			
		5- 10	2.76	3.45			
Spangled emperor/ Empereur moris/ Emperador relámpago <i>Lethrinus nebulosus</i>	Whole, gutted	1- 2 kg/pc	2.40	3.00 -			
		2-3	2.40	3.00 -			
		3-5	2.40	3.00 -			
Common dolphinfish (Mahi Mahi)/Coryphène commune/ Lampuga <i>Coryphaena hippurus</i>	Whole, gutted	2-3 kg/pc	2.44	3.05			
		3- 5	2.44	3.05			
		5- 10	2.44	3.05			




Fish Species Trade Name	Product Form	Grading	Price per kg			Reference & Area	Origin
			As stated	EUR	USD		
SEABASS/SEABREAM/MEAGRE							February 2018
Seabass/Bar, Loup/Lubina <i>Dicentrarchus labrax</i>	Fresh - whole farmed	200-300 g/pc	3.80	4.73 =	Greece FOB	Greece	
		300-450	4.10	5.10 -			
		450-600	4.30	5.35 -			
		600-800	5.80	7.22 =			
		800-1000	7.50	9.33 =			
		> 1000	9.50	11.82 =			
		200-300 g/pc	4.00	4.98 =			Italy CIF
		300-450	4.30	5.35 -			
		450-600	4.50	5.60 -			
		600-800	6.00	7.46 =			
	800-1000	7.70	9.58 =				
	200-300 g/pc	9.70	12.07 =				
	Fresh - whole farmed	200-300 g/pc	4.05	5.04 =	France CIF	Greece	
		300-450	4.35	5.41 -			
450-600		4.55	5.66 -				
600-800		6.05	7.53 =				
800-1000		7.75	9.64 =				
> 1000		9.75	12.13 =				
200-300 g/pc		4.04	5.03 =	Spain CIF			
300-450		4.34	5.40 -				
450-600		4.54	5.65 -				
600-800		6.04	7.51 =				
800-1000	7.74	9.63 =					
> 1000	9.74	12.12 =					
Seabass/Bar, Loup/Lubina <i>Dicentrarchus labrax</i>	Fresh - whole farmed	200-300 g/pc	4.07	5.06 =	Germany CIF	Greece	
		300-450	4.37	5.44 -			
		450-600	4.57	5.69 -			
		600-800	6.07	7.55 =			
		800-1000	7.77	9.67 =			
		> 1000	9.77	12.15 =			
		200-300 g/pc	4.05	5.04 =			Portugal CIF
		300-450	4.35	5.41 -			
		450-600	4.55	5.66 -			
		600-800	6.05	7.53 =			
	800-1000	7.75	9.64 =				
	> 1000	9.75	12.13 =				
	200-300 g/pc	4.23	5.26 =	UK CIF			
	300-450	4.53	5.64 -				
	450-600	4.73	5.88 -				
	600-800	6.23	7.75 =				
	800-1000	7.93	9.87 =				
	> 1000	9.93	12.35 =				
200-300 g/pc	3.93	4.89 +	Italy FCA				
300-450	4.20	5.22 -					
450-600	4.30	5.35 -					



Fish Species Trade Name	Product Form	Grading	Price per kg			Reference & Area	Origin	
			As stated	EUR	USD			
SEABASS/SEABREAM/MEAGRE (cont.)							February 2018	
Seabass/Bar, Loup/Lubina <i>Dicentrarchus labrax</i>		600-800	5.94	7.39	-	Italy FCA	Greece	
		800-1000	7.59	9.44	-			
		1000-1500	9.34	11.62	=			
		1500- 2000	####	#####	-			
		> 2000	13.49	16.78	-			
			200-300 g/pc	4.50	5.60		Spain CIF	Canary Island (Spain)
			300-400	4.50	5.60			
			400-600	5.00	6.22			
			600-800	5.30	6.59			
			800-1000	6.50	8.09			
			1000-1500	7.60	9.45			
			1500-20000	20.00	24.88			
			1000-2000 g/pc	10.80	13.44			
	2000-3000	11.80	14.68					
	3000-4000	14.30	17.79					
Fresh - whole - wild Atlantic		1000-2000 g/pc	na			Italy FCA	Morocco	
		> 2000	na					
		> 3000	na					
Fresh - whole - wild Mediterranean		600-800	11.13	13.85	+	Italy CPT	Egypt	
		800-1000	11.18	13.91	+			
		1000-2000	11.09	13.80	+			
		> 2000	11.11	13.82	+			
Farmed - Orbetello		Large	10.70	13.31	=	FCA	Italy	
		Medium	9.70	12.07	=			
		Small	7.60	9.45				
Gilthead seabream/ Dorade royale/Dorada <i>Sparus aurata</i>	Fresh - whole farmed	200-300 g/pc	3.80	4.73	=	Greece FOB	Greece	
		300-450	4.30	5.35	+			
		450-600	4.40	5.47	+			
		600-800	5.80	7.22	=			
		800-1000	8.00	9.95	=			
		> 1000	10.00	12.44	=			
		200-300 g/pc	4.00	4.98	=			Italy CIF
		300-450	4.50	5.60	+			
		450-600	4.60	5.72	+			
	600-800	6.00	7.46	=				
	800-1000	8.20	10.20	=				
	> 1000	10.20	12.69	=				
			200-300 g/pc	4.05	5.04	=	France CIF	
			300-450	4.55	5.66	+		
			450-600	4.65	5.78	+		
			600-800	6.05	7.53	=		
			800-1000	8.25	10.26	=		
			> 1000	10.25	12.75	=		



Fish Species Trade Name	Product Form	Grading	Price per kg		Reference & Area	Origin	
			As stated	EUR USD			
SEABASS/SEABREAM/MEAGRE (cont.)						February 2018	
Gilthead seabream/ Dorade royale/Dorada <i>Sparus aurata</i> Pagrus pagrus Diplodus sargus	Fresh - whole farmed	200-300 g/pc	4.04	5.03 =	Spain CIF	Greece	
		300-450	4.54	5.65 +			
		450-600	4.64	5.77 +			
		600-800	6.04	7.51 =			
		800-1000	8.24	10.25 =			
		> 1000	10.24	12.74 =			
		200-300 g/pc	4.07	5.06 =			Germany CIF
		300-450	4.57	5.69 +			
		450-600	4.67	5.81 +			
		600-800	6.07	7.55 =			
		800-1000	8.27	10.29 =			
		> 1000	10.27	12.78 =			
		200-300 g/pc	4.05	5.04 =			Portugal CIF
		300-450	4.55	5.66 +			
		450-600	4.65	5.78 +			
		600-800	6.05	7.53 =			
	800-1000	8.25	10.26 =				
	> 1000	10.25	12.75 =				
	200-300 g/pc	4.23	5.26 =	UK CIF			
	300-450	4.73	5.88 +				
450-600	4.83	6.01 +					
600-800	6.23	7.75 =					
800-1000	8.43	10.49 =					
> 1000	10.43	12.98 =					
wild	600-800 g/pc	14.70	18.29 -	Italy FCA	Morocco		
	800-1000	15.50	19.28 -				
	1000-2000	15.84	19.71 -				
	> 2000	15.88	19.76 -				
farmed	200-300 g/pc	3.78	4.70	CPT	Greece		
	300-400	3.66	4.55				
	400-600	3.75	4.67				
wild	400-600 g/pc	11.70	14.56 +	DAP	Egypt		
	600-800	11.67	14.52 +				
	800-1000	11.61	14.44 +				
	1000-2000	11.56	14.38 +				
	600-800 g/pc	11.00	13.68	CPT	Tunisia		
	800-1000	12.50	15.55				
	300-500 g/pc	7.25	9.02 -	FCA	Senegal		
		9.00	11.20 -				
	farmed Orbetello	Large	10.70	13.31	FCA	Italy	
		Medium	9.70	12.07			
		Small	7.60	9.45			
		500-700 g/pc	9.57	11.91 -			
		700-1000	9.57	11.91 -	Morocco		
		1000-2000	8.76	10.90 -			
Japanese threadfin bream/ Cohana japonaise/ Baga japonesa <i>Nemipterus japonicus</i>	Whole	100-200 g/pc	1.80	2.25 +	Vietnam CIF	Yemen	
		200- 300	2.03	2.53 +			
		300- 500	2.03	2.53 +			



Fish Species Trade Name	Product Form	Grading	Price per kg		Reference & Area	Origin
			As stated	EUR USD		
SEABASS/SEABREAM/MEAGRE (cont.)						February 2018
Santer seabream/ Denté nufar/Dentón nufar <i>Cheimerius nufar</i>		500-1000 g/pc	6.35	7.90	Italy CPT	Oman
		1000-2000	6.35	7.90		
Meagre/Maigre commun/Corvina <i>Argyrosomus regius</i>	Fresh - Whole farmed	500-1000 g/pc	6.50	8.09 +	Italy FCA	Greece
		1000-2000	6.50	8.09 +		
		> 2000	6.50	8.09 -		
		> 3000	7.50	9.33 -		
	wild	> 2000 g/pc	7.57	9.42	CIF	Egypt
		600-800 g/pc	12.00	14.93	CPT	
		800-1000	7.17	8.92 +		
		1000-2000	7.06	8.78 +		
Fresh- whole, wild	2000-4000	7.13	8.87 +			
	> 1000 g/pc	7.50	9.33 =	France wholesale	France	



The European Fish Price Report is a monthly GLOBEFISH publication.
This issue was prepared by Helga Josupeit, Nada Bougouss, Weiwei Wang and Felix Dent.

PRICE REFERENCE (INCOTERMS 2010)

CFR	Cost and Freight
CIF	Cost, Insurance and Freight
CIP	Carriage and Insurance Paid To
CPT	Carriage Paid To
DAT	Delivered at Terminal
DAP	Delivered at Place
DDP	Delivered Duty Paid
EXW	Ex Works
FCA	Free Carrier
FAS	Free Alongside Ship
FOB	Free on Board

(DAF, DES, DEQ and DDU have been cancelled)

PRODUCT FORM

C&P	Cooked and Peeled
FAS	Frozen at Sea
H&G	Headed and Gutted
HOG	Head on Gutted (salmon)
IQF	Individually Quick Frozen
IWP	Individually Wrapped Pack
PBI	Pinbone In
PBO	Pinbone Off
PD	Peeled and Deveined
PTO	Peeled Tail On
PUD	Peeled, Undeveined

SYMBOLS

- + Price increased in original currency since last report
- Price decreased in original currency since last report
- = Updated but unchanged price
- * New insertion
- Not updated since last issue

CURRENCY RATES

		US\$	EUR
Canada	CAD	1.24	1.56
Hungary	HUF	250.19	311.68
Norway	NOK	7.78	9.74
USA	USD		1.25
EU	EUR	0.80	
Denmark	DKK	5.99	7.45
Russia	RUR	56.36	70.81

Exchange Rates: 16.2.2018

**GLOBEFISH Market Reports are available from the GLOBEFISH web site:
www.fao.org/in-action/globefish**

All rights reserved. No part of FAO/GLOBEFISH European Fish Price Report may be reproduced, stored in a retrieval system, or transmitted in any form or by any means (electronic, mechanical, photocopying or otherwise), without prior permission. Requests for use of this material (including purpose and extent) should be addressed to: GLOBEFISH - Fisheries and Aquaculture Department - Food and Agriculture Organization, Viale delle Terme di Caracalla, 00153 Rome, Italy.



**Food and Agriculture
Organization of the
United Nations**

Food and Agriculture Organization of the United Nations
Fisheries and Aquaculture Policy and Resources Division
Products, Trade and Marketing Branch
Viale delle Terme di Caracalla
00153 Rome, Italy
Tel +39 06 5705 2884
www.fao.org/in-action/globefish
🐦 @FAOfish #FAOglobefish